

EMPIRE STATE BUILDING ARC DE TRIOMPHE

15306




- Ⓜ Merci d'imprimer à échelle 1 sans les marges de l'imprimante.
- Ⓜ Please print at scale 1 without the printer margins.
- Ⓜ Den Maßstab 1 bitte randlos drucken.
- Ⓜ Stampare la scala 1 senza i margini della stampante.
- Ⓜ Imprimir a escala 1 sin los márgenes de la impresora.
- Ⓜ É favor imprimir escala 1 sem as margens da impressora.
- Ⓜ Skriv ut i skala 1 utan skrivarens marginaler.
- Ⓜ Portaiden painatuksen jälkeen reunat eivät saa näkyä.
- Ⓜ Udskriv venligst i målestoksforhold 1 uden printermarginer.
- Ⓜ É favor imprimir escala 1 sem as margens da impressora.
- Ⓜ Σας παρακαλώ τυπώστε την κλίμακα 1 μέσα στα περιθώρια του εκτυπωτή.
- Ⓜ Пожалуйста, печатайте в масштабе 1:1 без отступов от края.

4 x AA 1.5V


BATTERIES NOT INCLUDED / PILES NON
FOURNIES / PILAS NO INCLUIDAS /
BATTERIEN NICHT ENTHALTEN / BATTERIJEN
NIET INBEGREPEN / BATTERIE NON INCLUSE /
BATERIAS NÃO INCLUIDAS /
ЭЛЕМЕНТЫ ПИТАНИЯ НЕ ВХОДЯТ В КОМПЛЕКТ

 **12+**

Instructions
Notice de
montage
Instrucciones de
construcción
Bauanleitung
Bouwinstructie
Istruzioni
Instruções
Инструкции



2 ⁱⁿ **1**
en


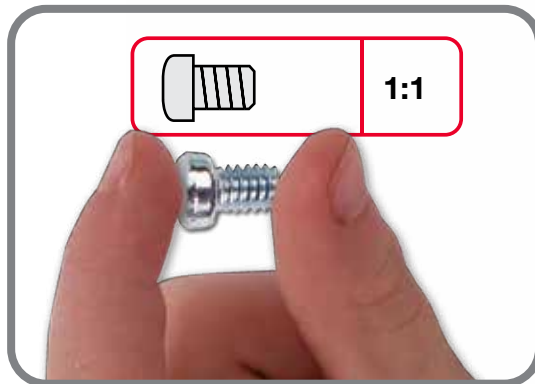


NEW TOOLS / NOUVEAUX OUTILS

NUEVAS HERRAMIENTAS / NEUE WERKZEUGE

NIEUW GEREEDSCHAP / NUOVI ATTREZZI

NOVAS FERRAMENTAS / НОВЫЕ ИНСТРУМЕНТЫ



GB. For information on how this product supports today's STEM curriculum, visit www.meccano.com.

F. Pour découvrir l'intérêt pédagogique de ce produit dans le cadre des matières STEM, rendez-vous sur www.meccano.com.

E. Para mayor información sobre cómo este producto respalda las materias STEM visita: www.meccano.com.

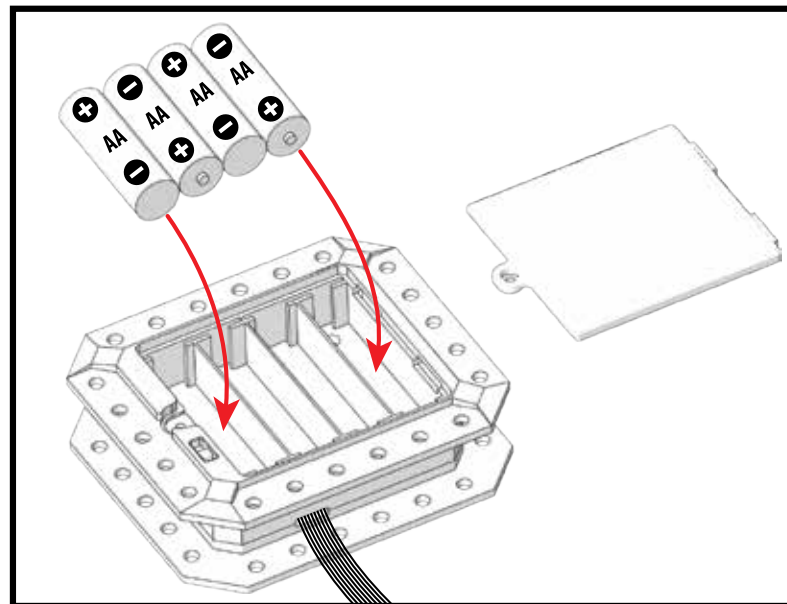
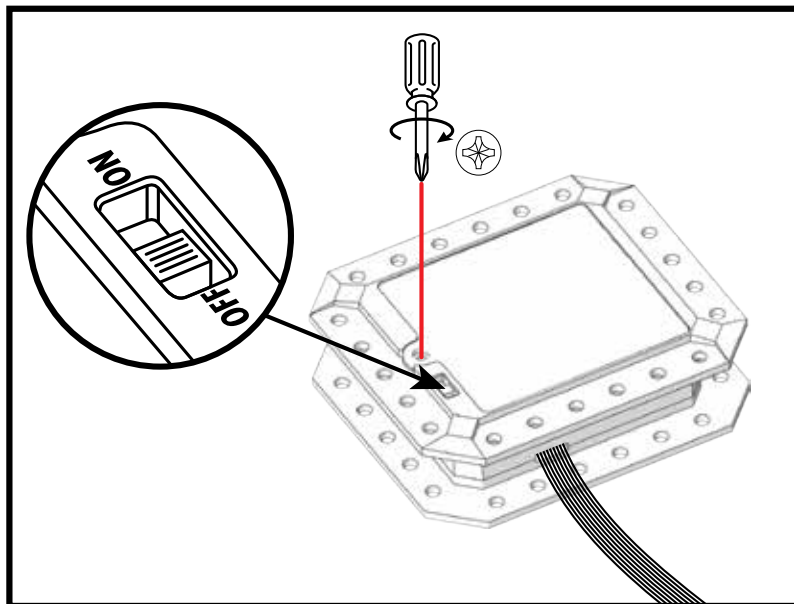
D. Für Informationen wie dieses Produkt den technisch-mathematischen Lehrplan (STEM) unterstützt, besuchen Sie bitte www.meccano.com.

NL. Ga naar www.meccano.com voor meer informatie over hoe dit product het huidige STEM-curriculum ondersteunt.

I. Per informazioni su come questo prodotto contribuisce ad aiutare i ragazzi nelle materie STEM "scientifiche e tecniche", visitare il sito www.meccano.com.

P. Para informações sobre a compatibilidade deste produto com os programas atuais STEM, acesse www.meccano.com.

R. Информация о том, как с помощью этого продукта можно повысить эффективность процесса изучения дисциплин STEM, представлена на сайте www.meccano.com.



GB 1. Open the battery door with a screwdriver.

2. If used batteries are present, remove these batteries from the unit by pulling up on one end of each battery. DO NOT remove or install batteries using sharp or metal tools.
3. Install new batteries as shown in the polarity diagram (+/-) inside the battery compartment.
4. Replace battery door securely.
5. Check your local laws and regulations for correct recycling and/or battery disposal.

F 1. Ouvrir le compartiment des piles à l'aide d'un tournevis.

2. S'il contient des piles usagées, les retirer en les soulevant par l'une des extrémités. NE PAS utiliser d'objet coupant ou métallique pour retirer ou insérer des piles.
3. Insérer les nouvelles piles en respectant le schéma de polarité (+/-) dans le compartiment des piles.
4. Bien refermer le compartiment des piles.
5. Recycler ou jeter les piles usagées conformément à la législation locale.

E 1. Abra la tapa del compartimento de las pilas con un destornillador.

2. Si las pilas están gastadas, tire hacia arriba de uno de sus extremos para extraerlas. NO utilice herramientas metálicas o puntiagudas para instalar o extraer las pilas.
3. Instale las pilas nuevas como se muestra en el esquema de polaridad (+/-) dentro del compartimento de las pilas.
4. Vuelva a colocar la tapa del compartimento de las pilas.
5. Consulte la normativa local relativa al reciclaje y desecho de las pilas.

D 1. Batteriefachabdeckung mit einem Schraubendreher öffnen.

2. Wenn sich gebrauchte Batterien darin befinden, diese einzeln herausziehen. Batterien NICHT mit scharfen oder metallenen Gegenständen entfernen oder einlegen.
3. Neue Batterien unter Beachtung des Polaritätsdiagramms (+/-) in das Batteriefach einlegen.
4. Batteriefachabdeckung wieder anbringen.
5. Örtliche Gesetze und Bestimmungen für das Recycling bzw. die Entsorgung von Altbatterien beachten.

NL 1. Open het batterijdeksel met een schroevendraaier.

2. Verwijder eventueel gebruikte aanwezige batterijen uit de unit door één kant van elke batterij omhoog te trekken. Verwijder of plaats batterijen NIET met behulp van scherpe of metalen voorwerpen.
3. Plaats de nieuwe batterijen zoals weergegeven op het polariteitsdiagram (+/-) aan de binnenkant van het batterijvak.
4. Sluit het vak af met het batterijdeksel.
5. Lees de plaatselijke voorschriften en regelgeving om de batterijen op de juiste wijze te recyclen of af te voeren.

I 1. Aprire lo scomparto pile con un cacciavite.


2. Se sono presenti pile usate, rimuoverle dall'unità sollevandole da un'estremità. NON usare oggetti metallici o appuntiti per rimuovere o installare le pile.
3. Inserire le nuove pile seguendo il diagramma della polarità (+/-) all'interno dello scomparto pile.
4. Riporre saldamente lo sportello dello scomparto pile.
5. Eliminare e/o riciclare le pile secondo quanto previsto dalle normative locali vigenti.

P 1. Abra a tampa do compartimento de pilhas com uma chave de fenda.


2. Se houver pilhas usadas, retire-as da unidade individualmente, puxando pela extremidade de cada uma. NÃO retire ou coloque pilhas com qualquer acessório pontiagudo ou metálico.
3. Instale pilhas novas seguindo o diagrama de polaridade (+/-) dentro do compartimento de pilhas.
4. Coloque de novo a porta do compartimento com cuidado.
5. Consulte as leis, as normas e os regulamentos locais de reciclagem e/ou descarte de pilhas e baterias.


R 1. Откройте крышку отсека элементов питания с помощью отвертки.


2. Извлеките старые или истощенные элементы питания из отсека (при их наличии), подняв каждый элемент питания за край. Запрещается извлекать или устанавливать батареи с помощью острых или металлических предметов.
3. Установите новые элементы питания внутри отсека, соблюдая полярность (+/-).
4. Надежно закройте крышку отсека.
5. Ознакомьтесь с законами и нормативами вашей страны, установленными в отношении правил переработки и/или утилизации элементов питания.

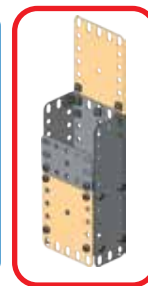


1

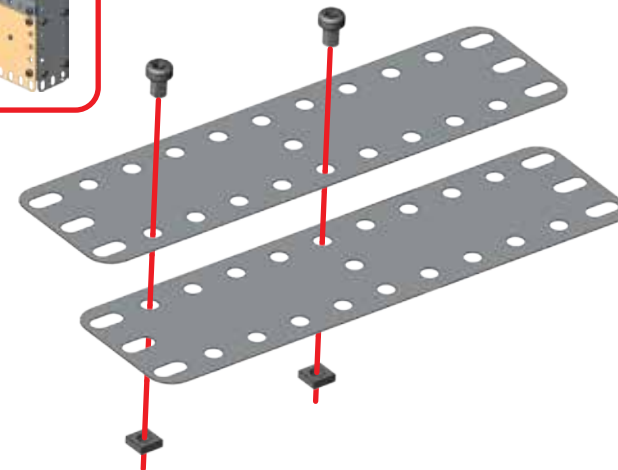

 **x2**

 **x2** | 5,8 mm | 15/64"


 **x2**





 **x1** | **1:1**



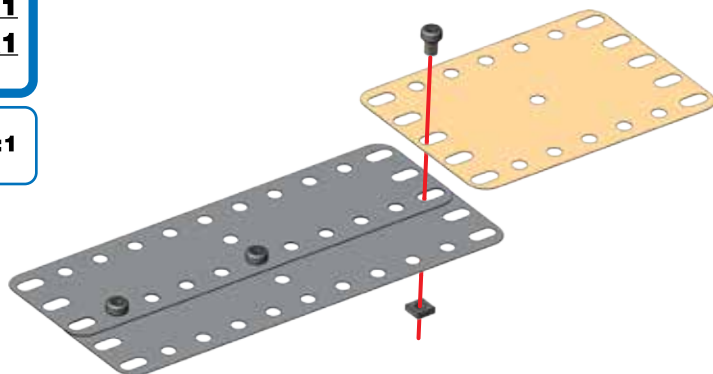
2

 **x1**


 **x1** | 5,8 mm | 15/64"


 **x1**


 **x1** | **1:1**



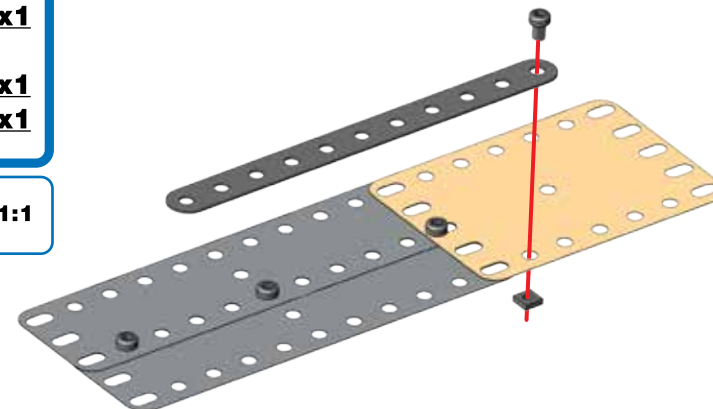
3

 **x1**




 **x1** | 5,8 mm | 15/64"

 **x1**

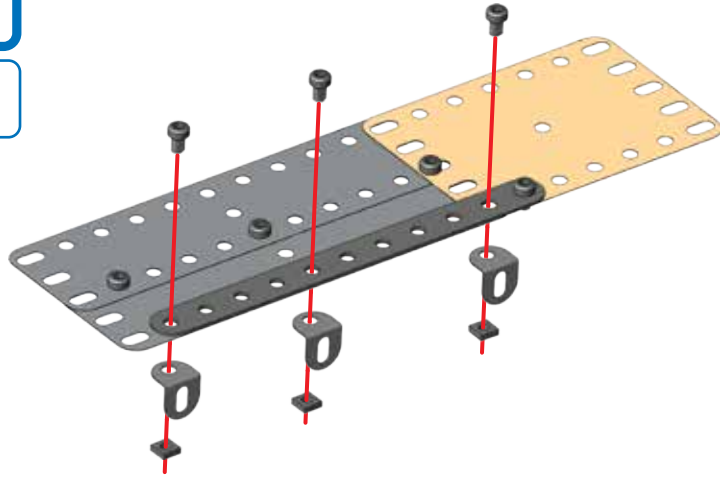
 **x1** | **1:1**





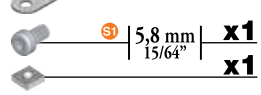
4

-  **x3**
-  | 5,8 mm | **x3**
15/64"
-  **x3**

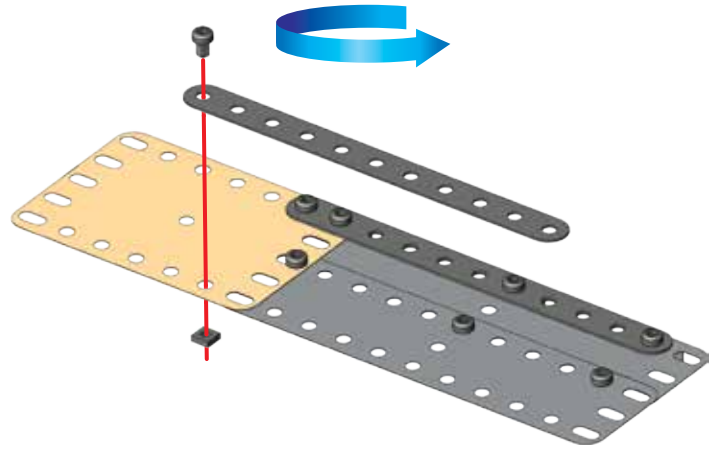
-  **1:1**






5

-  **x1**
-  | 5,8 mm | **x1**
15/64"
-  **x1**

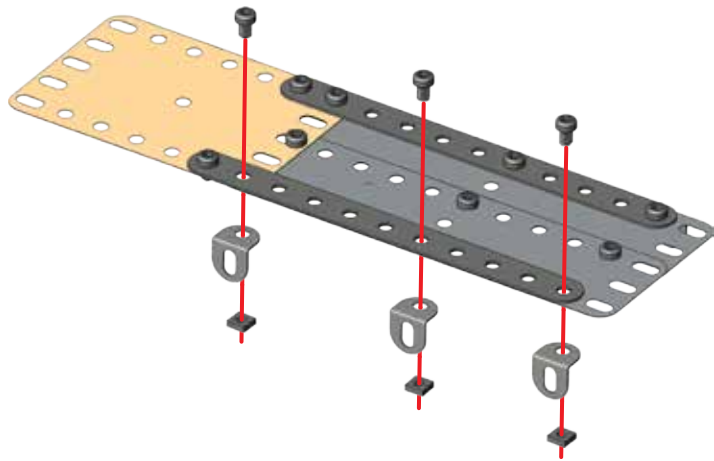
-  **1:1**




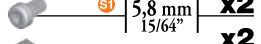

6

-  **x3**
-  | 5,8 mm | **x3**
15/64"
-  **x3**

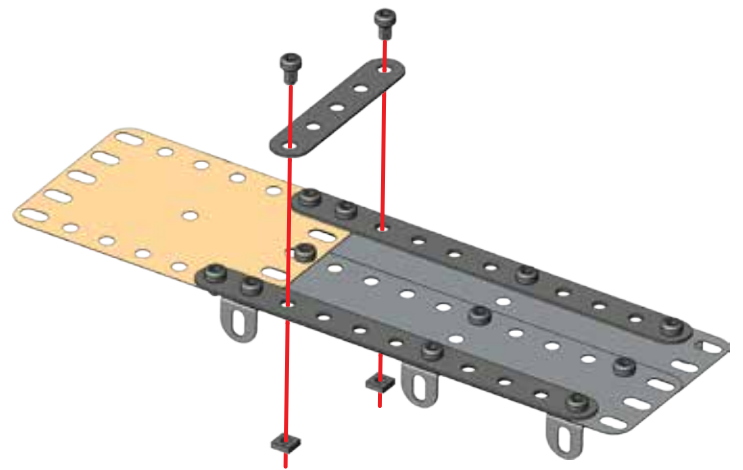
-  **1:1**

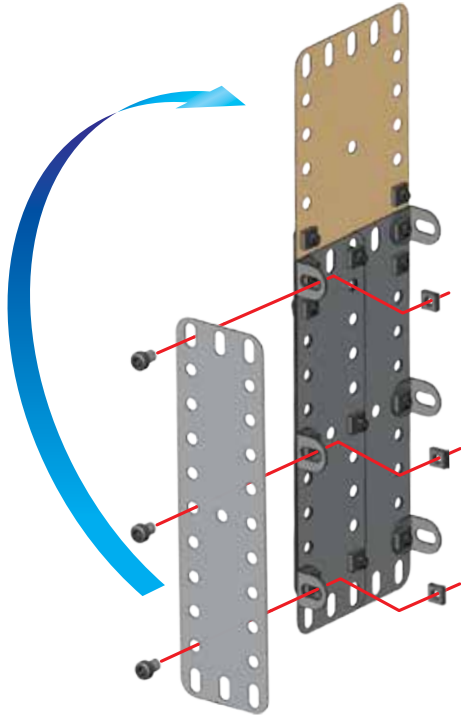
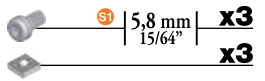
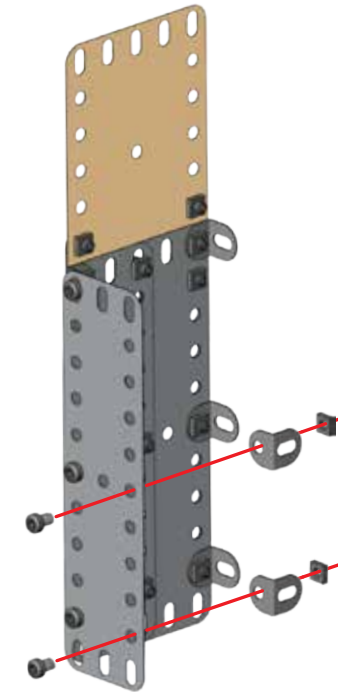
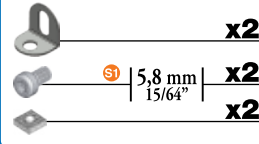
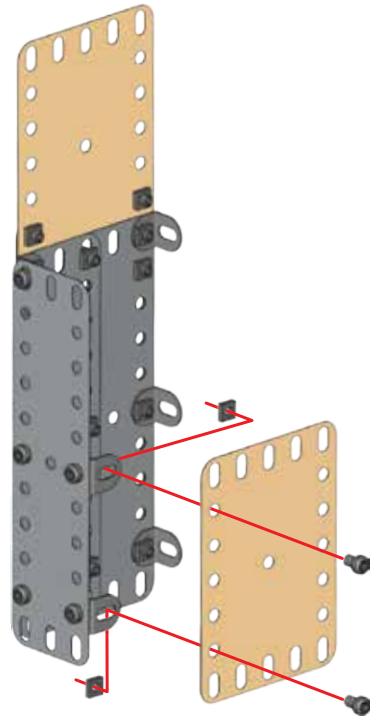
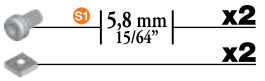
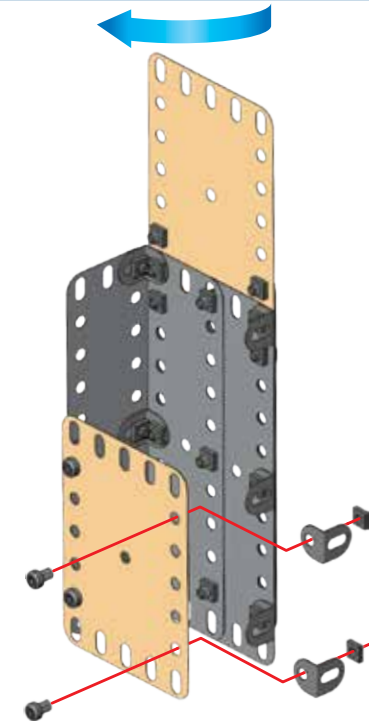
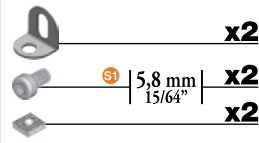


7

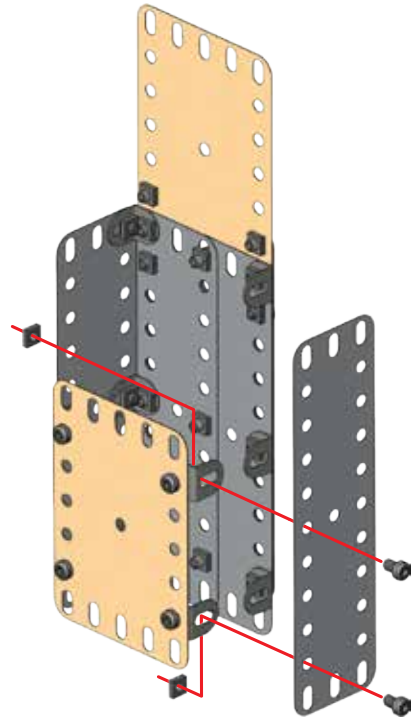
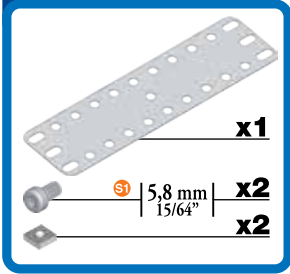
-  **x1**
-  | 5,8 mm | **x2**
15/64"
-  **x2**

-  **1:1**

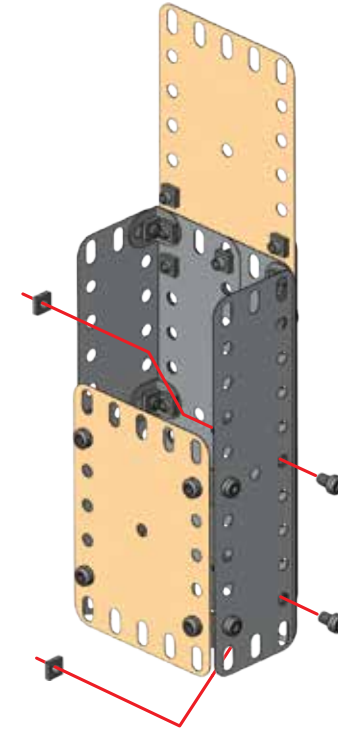
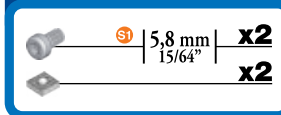


8**9****10****11**

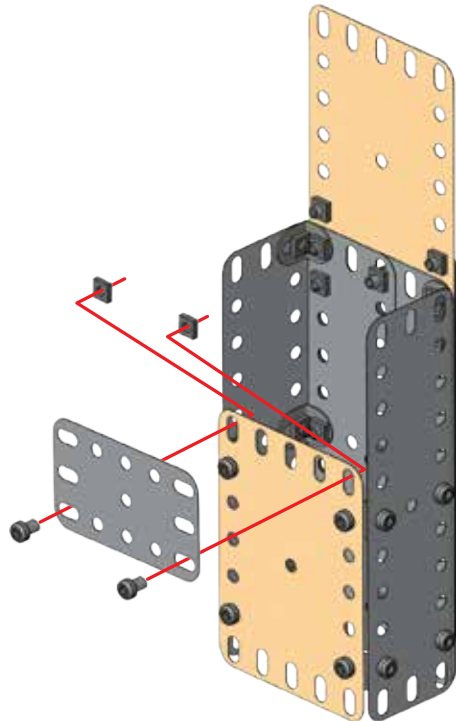
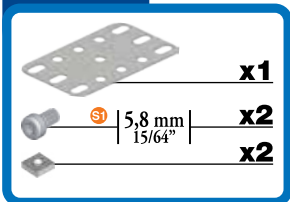
12



13



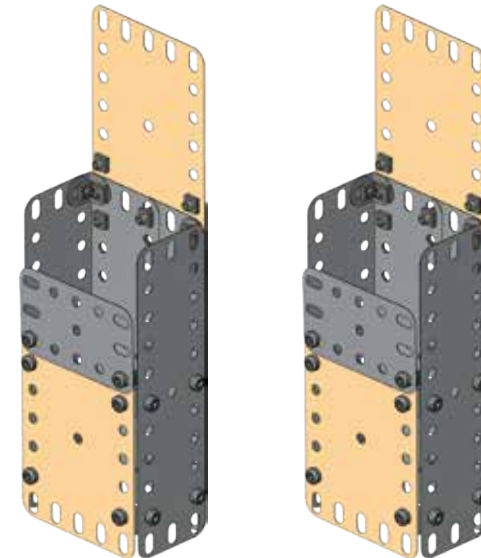
14



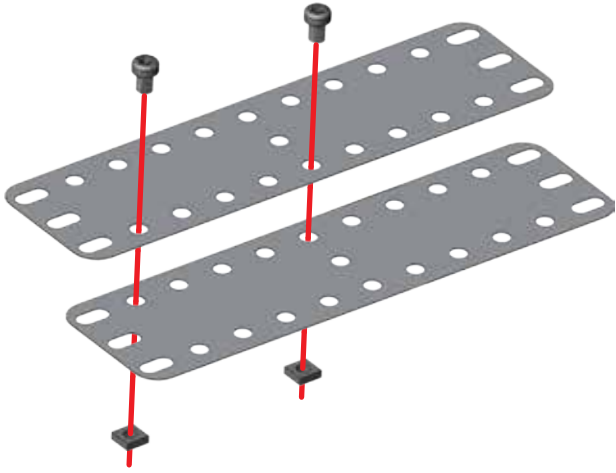
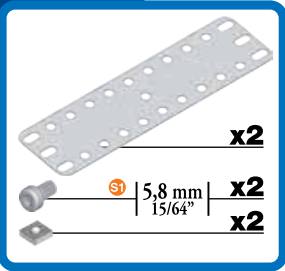
15



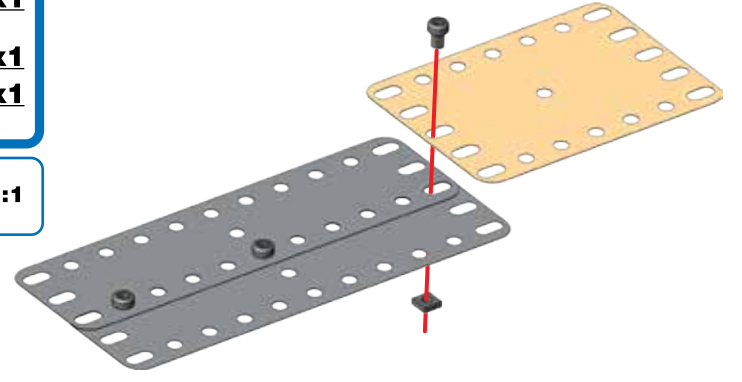
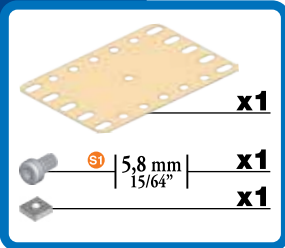
2x



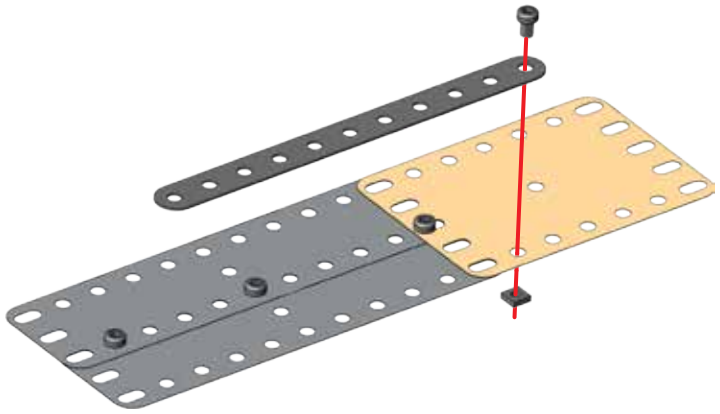
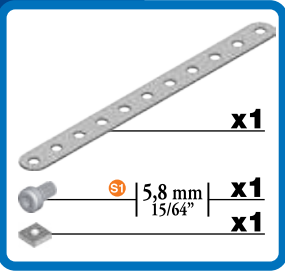
16



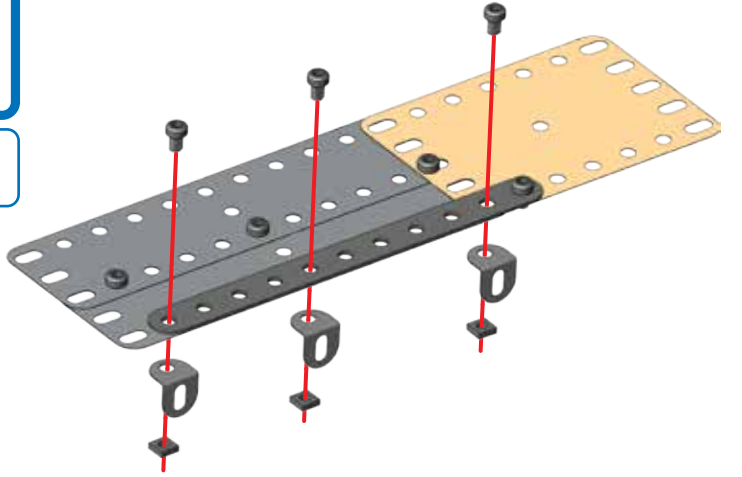
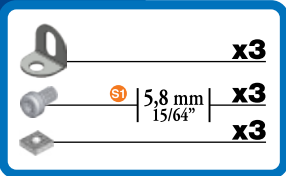
17

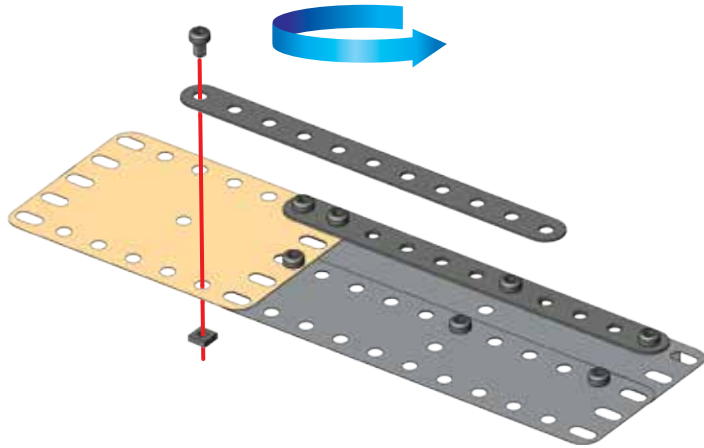
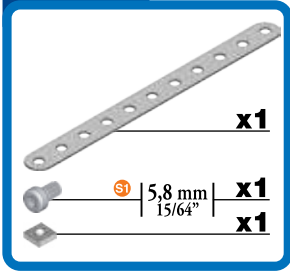
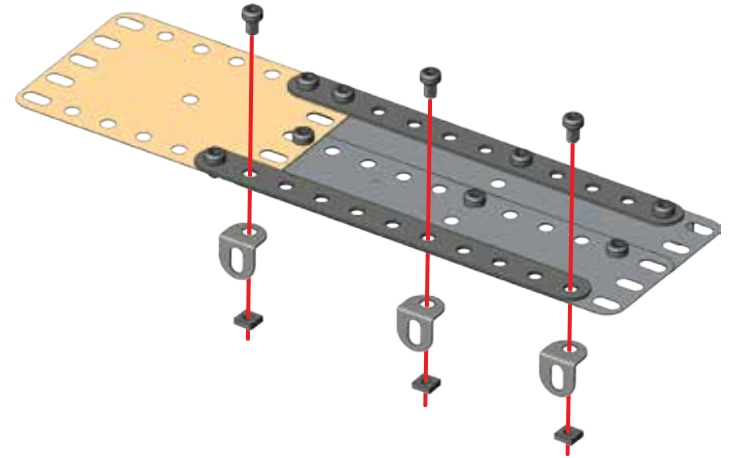
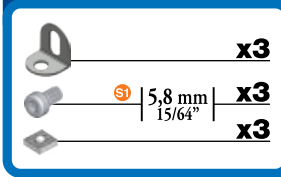
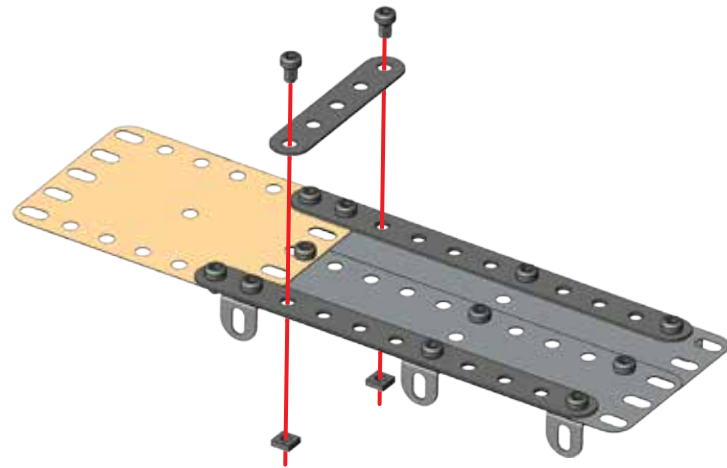
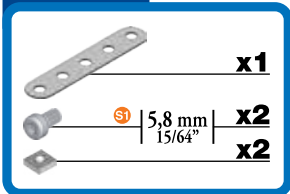
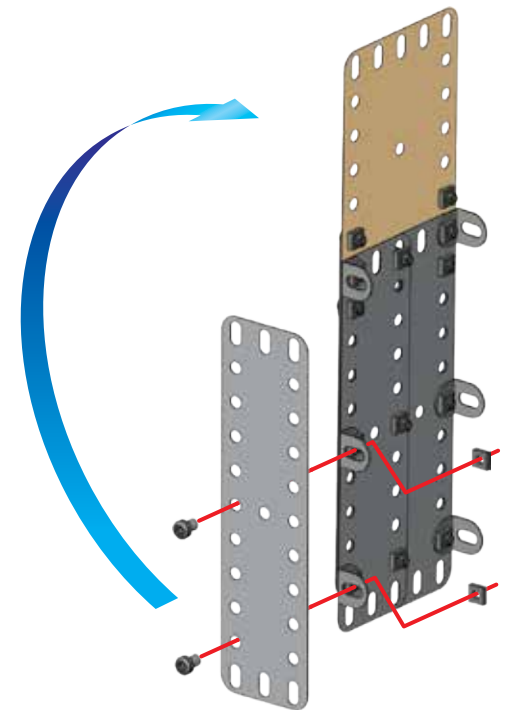
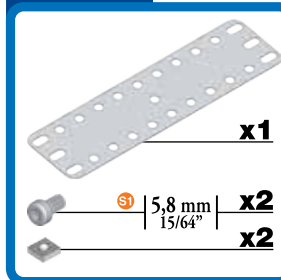


18






19

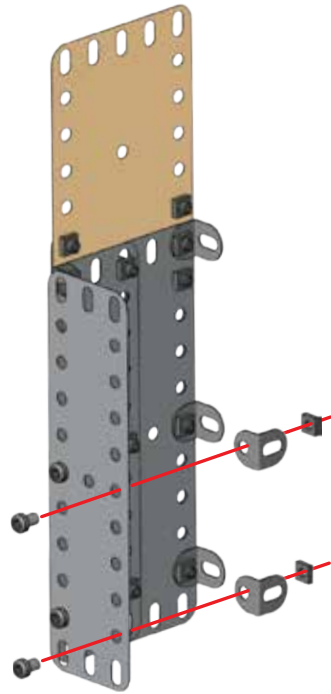


20**21****22****23**




24

-  **x2**
-  | 5,8 mm | **x2**
15/64"
-  **x2**

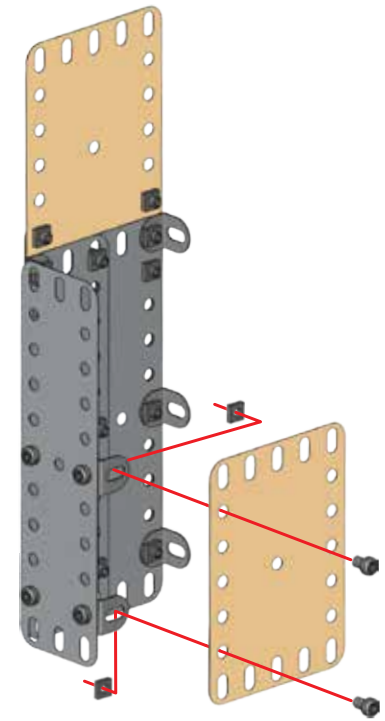
-  **S1** | **1:1**






25

-  **x1**
-  | 5,8 mm | **x2**
15/64"
-  **x2**

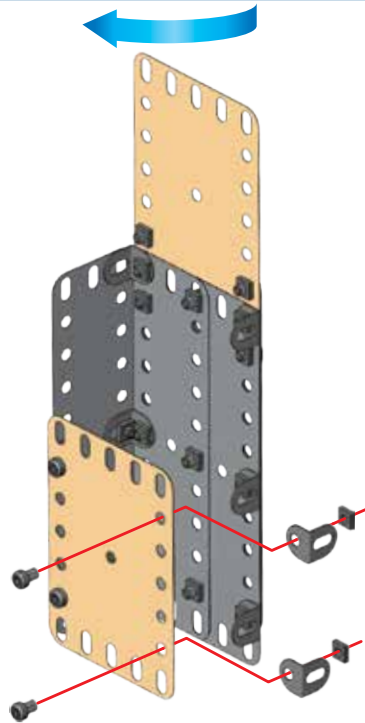
-  **S1** | **1:1**






26

-  **x2**
-  | 5,8 mm | **x2**
15/64"
-  **x2**

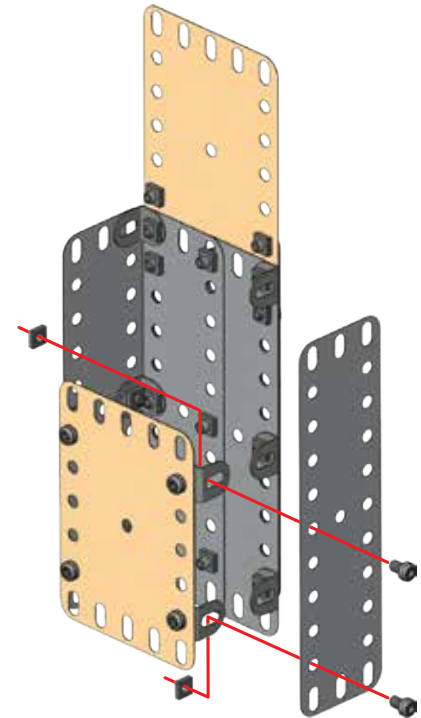
-  **S1** | **1:1**





27

-  **x1**
-  | 5,8 mm | **x2**
15/64"
-  **x2**

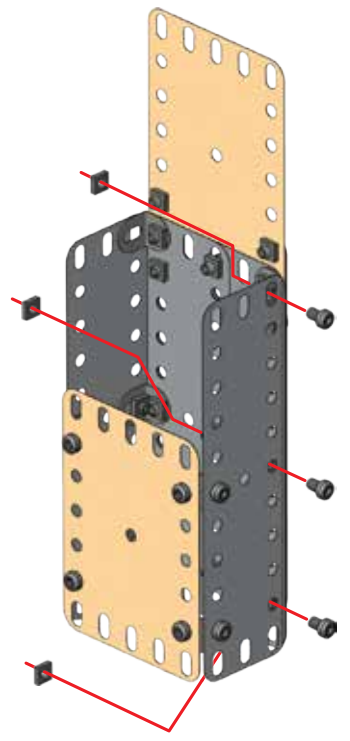
-  **S1** | **1:1**






28

	5,8 mm 15/64"	x3
		x3

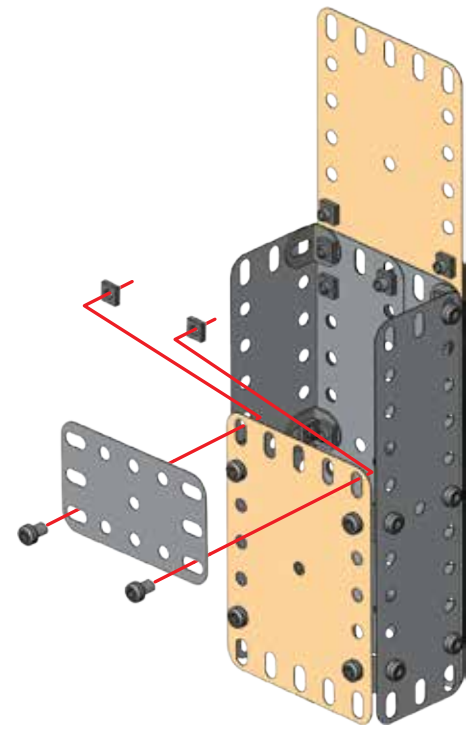
	S1	1:1
--	-----------	------------



29

		x1
	5,8 mm 15/64"	x2
		x2


	S1	1:1
---	-----------	------------



30




(16) ~ (29)

2x

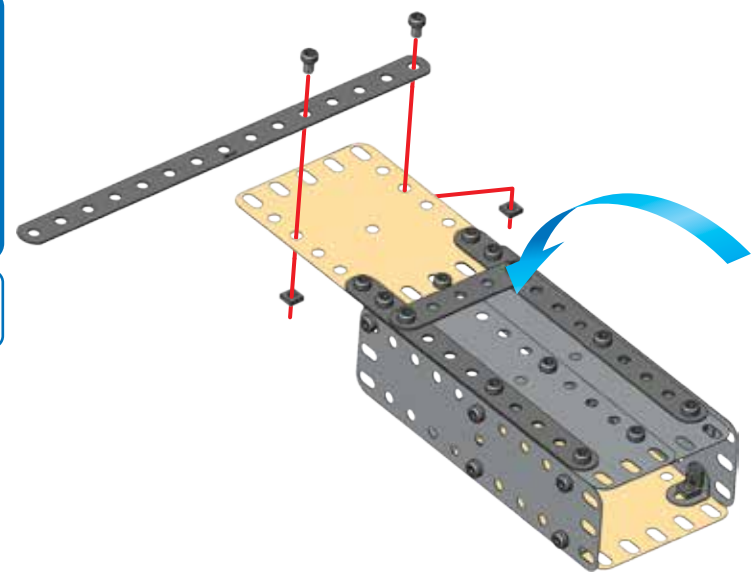


31

(30+)

		x1
	5,8 mm 15/64"	x2
		x2

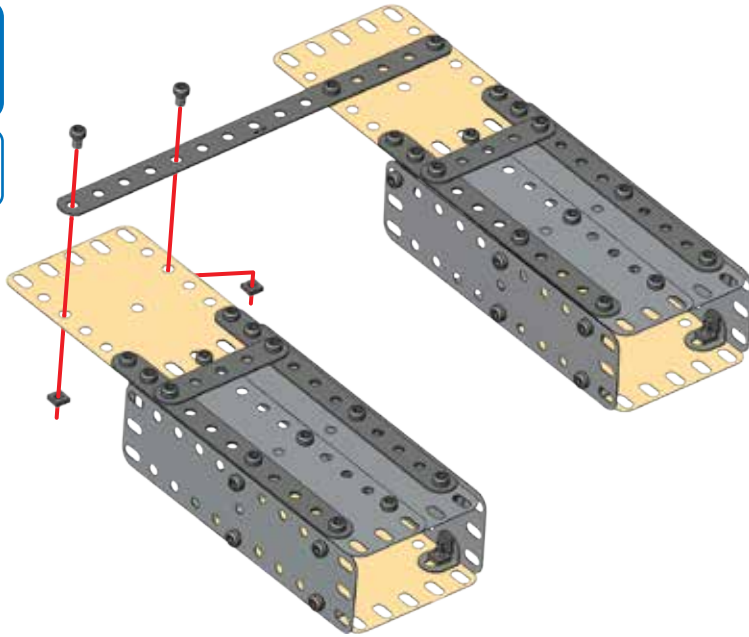
	S1	1:1
---	-----------	------------



32

(15) + (31) +

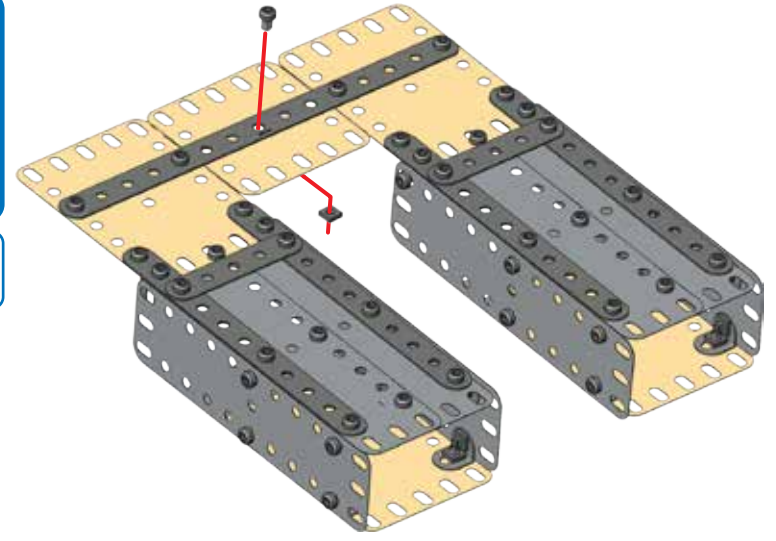
- 5,8 mm | x2
- 5,8 mm | x2
- 1:1



33

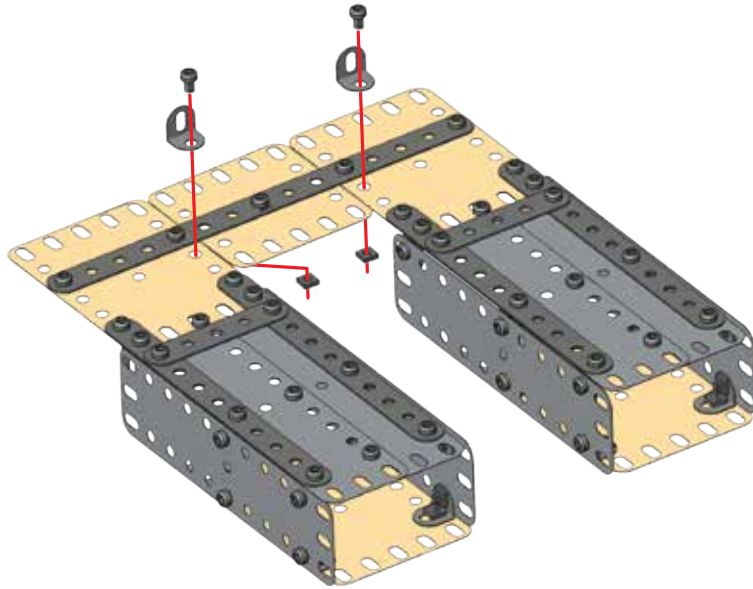
- x1
- 5,8 mm | x1
- 5,8 mm | x1

- 1:1



34

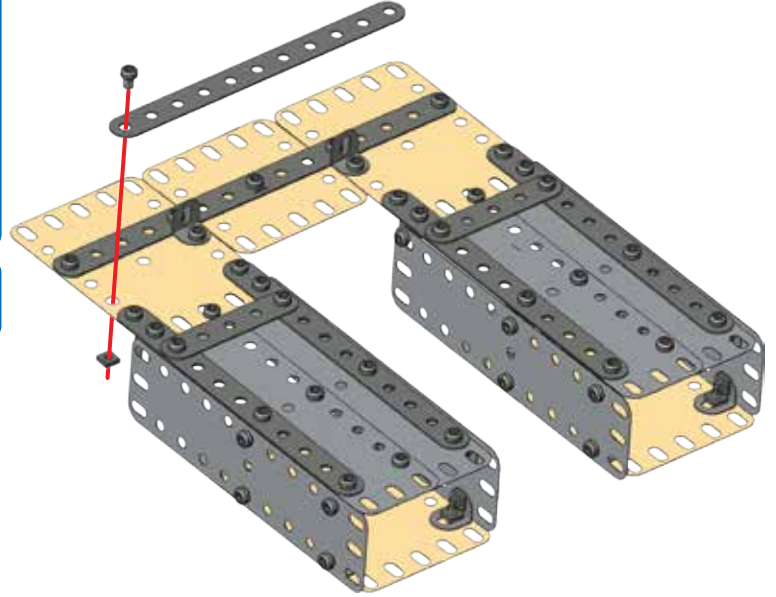
- x2
- 5,8 mm | x2
- 5,8 mm | x2
- 1:1

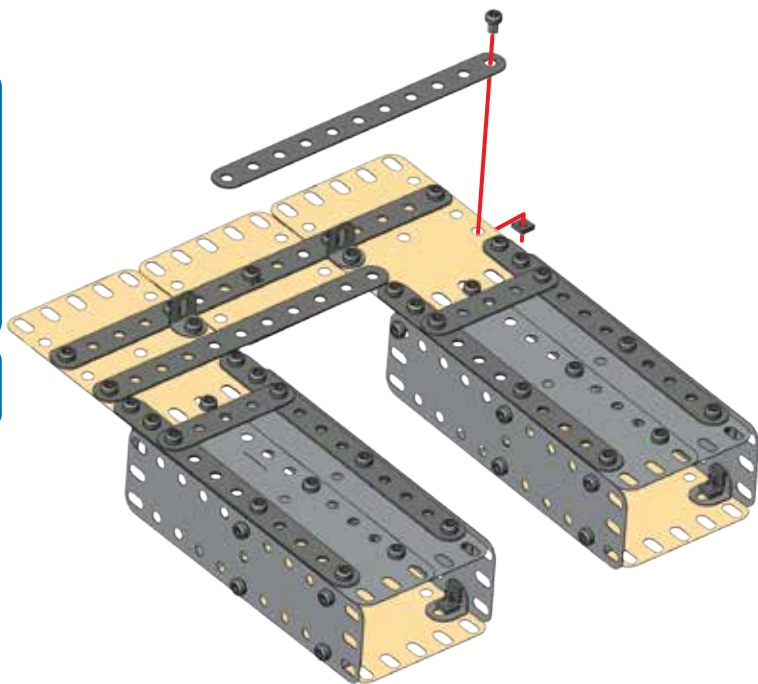
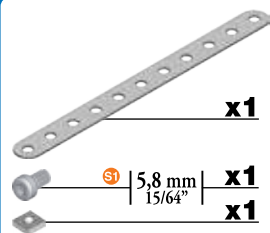
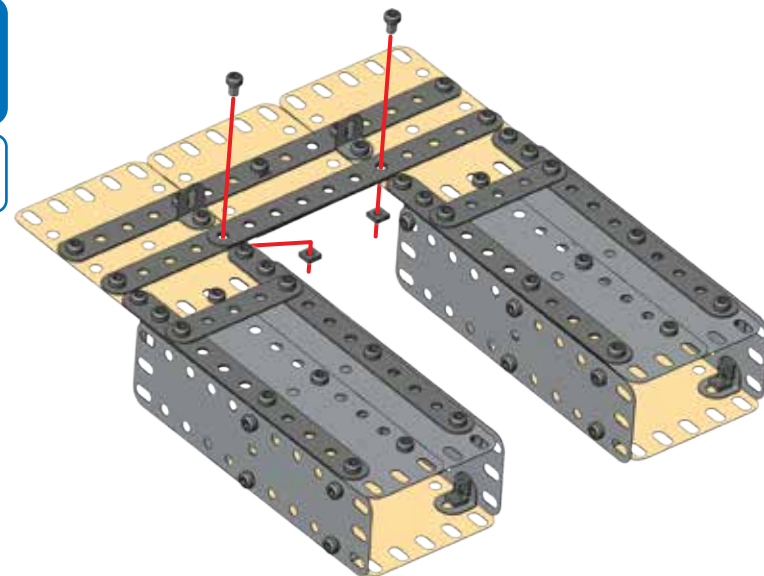
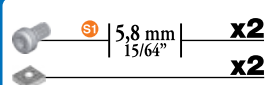
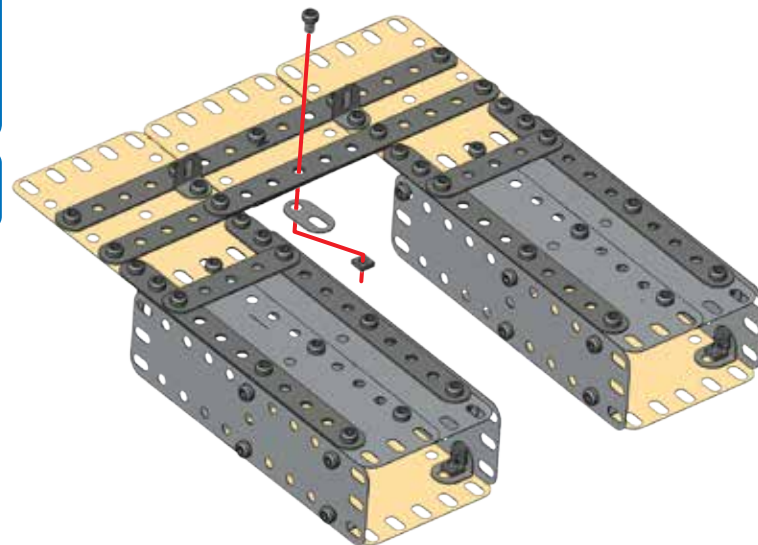
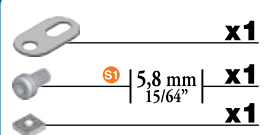
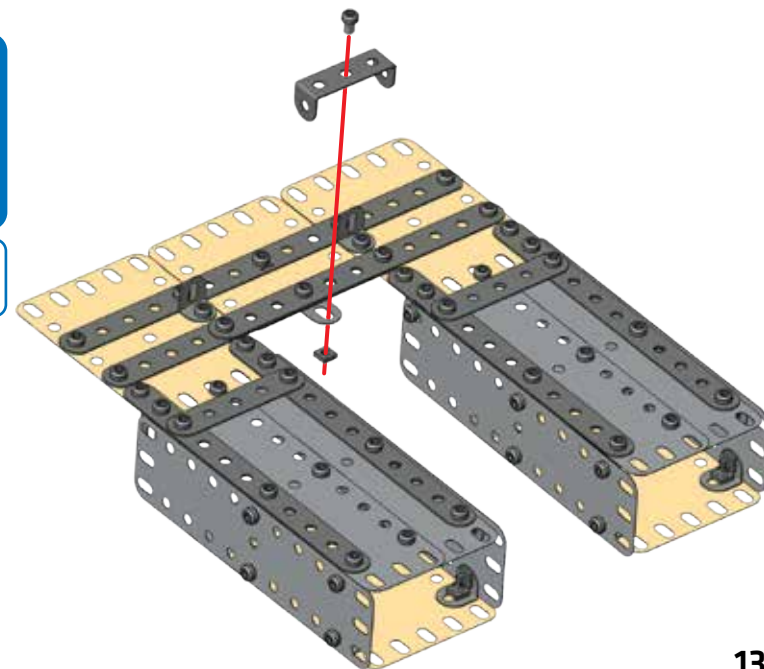
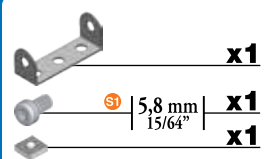


35





- x1
- 5,8 mm | x1
- 5,8 mm | x1

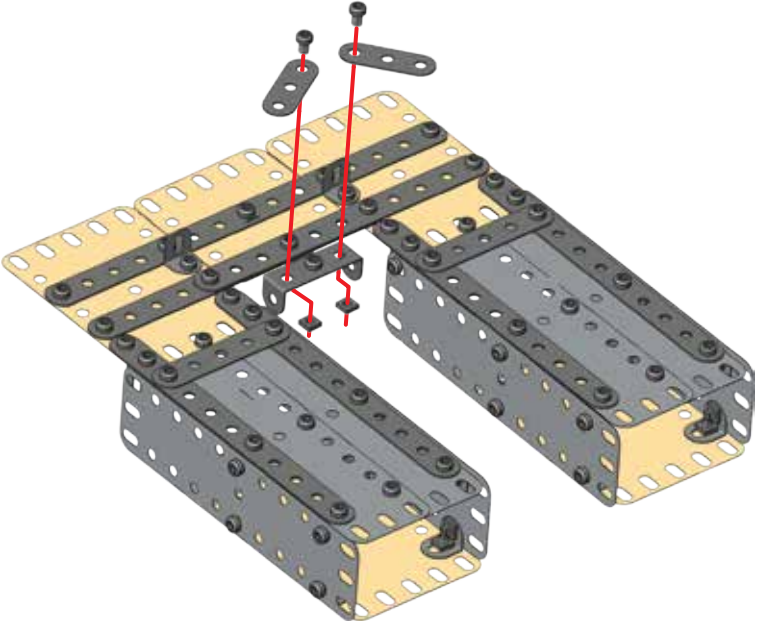
- 1:1








36**37****38****39**

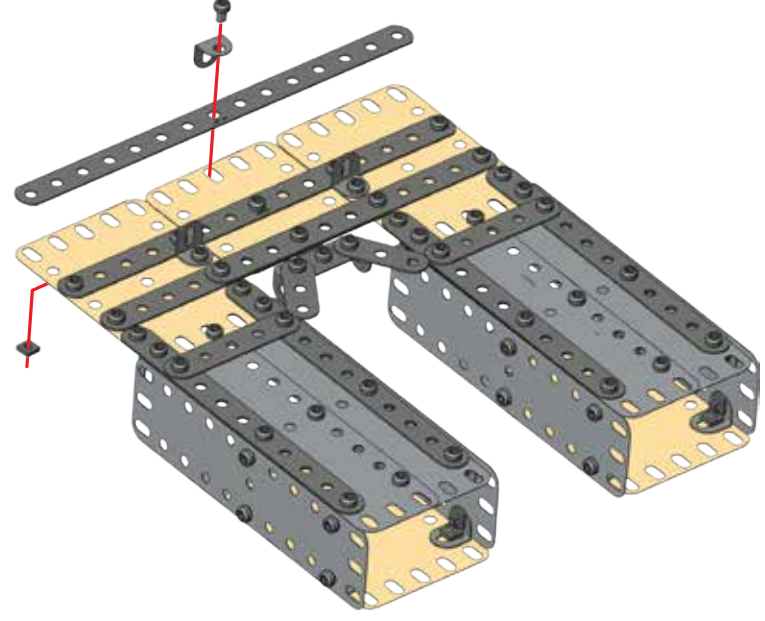
40

-  **x2**
 -  | 5,8 mm | **x2**
 -  | 15/64" | **x2**
-
-  **S1** | **1:1**








41

-  **x1**
 -  **x1**
 -  | 5,8 mm | **x1**
 -  | 15/64" | **x1**
-
-  **S1** | **1:1**







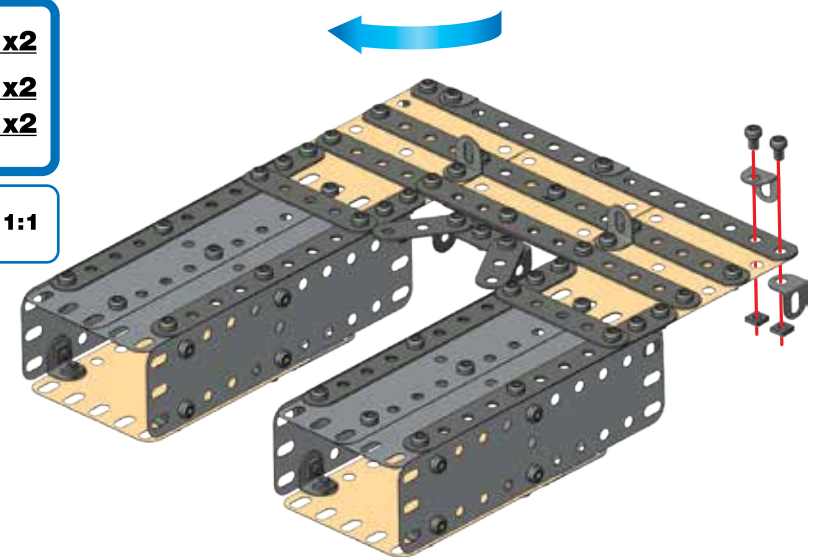
42

-  **x2**
 -  | 5,8 mm | **x2**
 -  | 15/64" | **x2**
-
-  **S1** | **1:1**

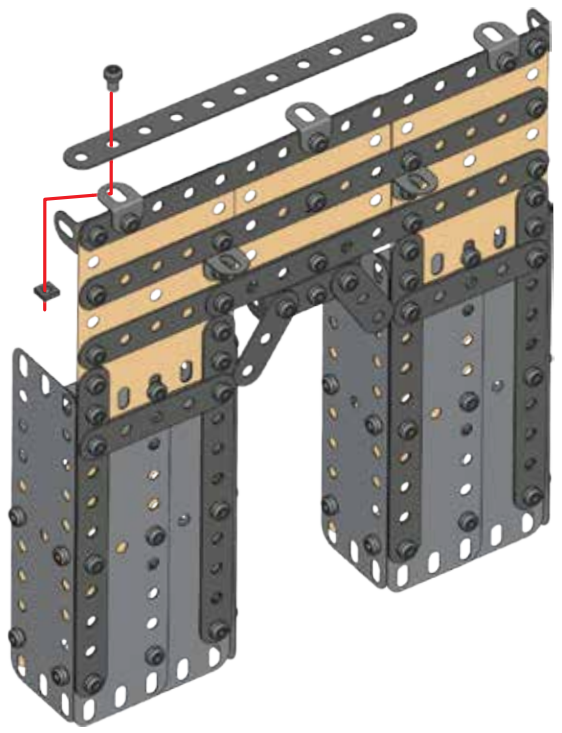
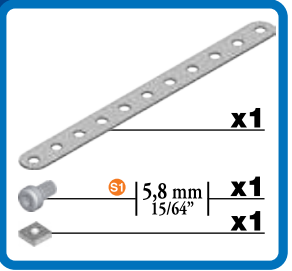


43

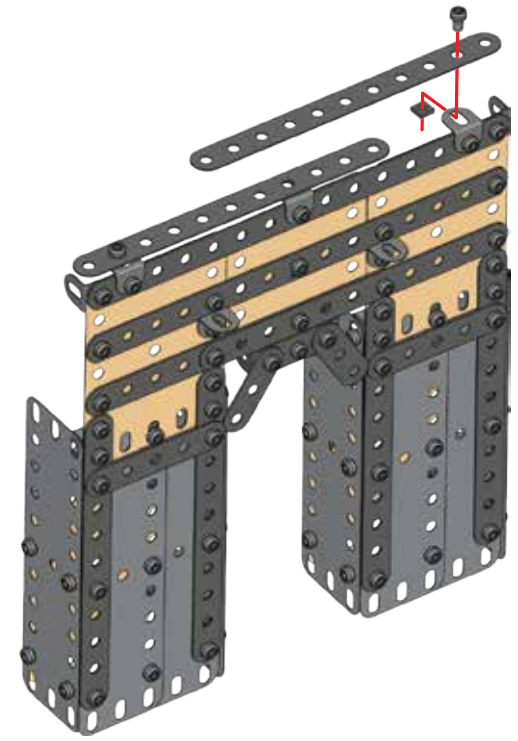
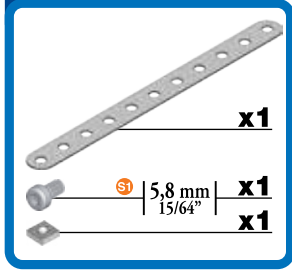
-  **x2**
 -  | 5,8 mm | **x2**
 -  | 15/64" | **x2**
-
-  **S1** | **1:1**



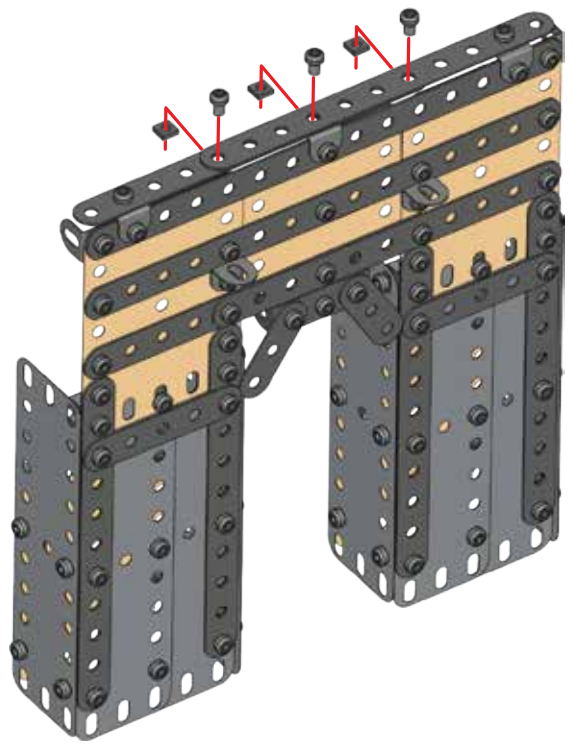
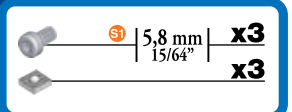
44



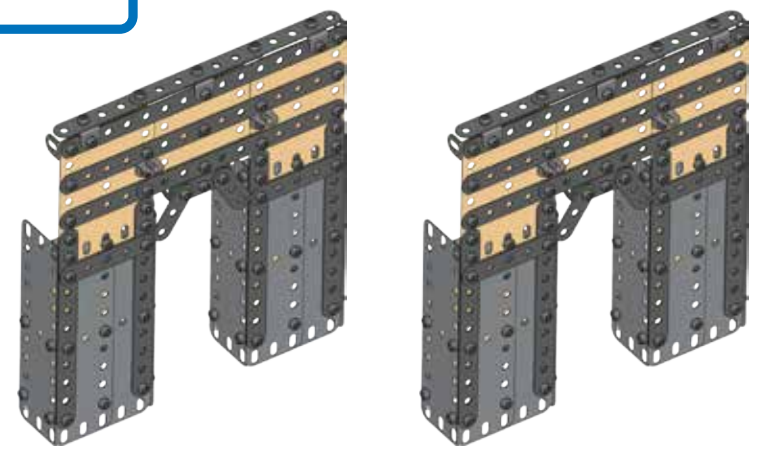
45



46






47

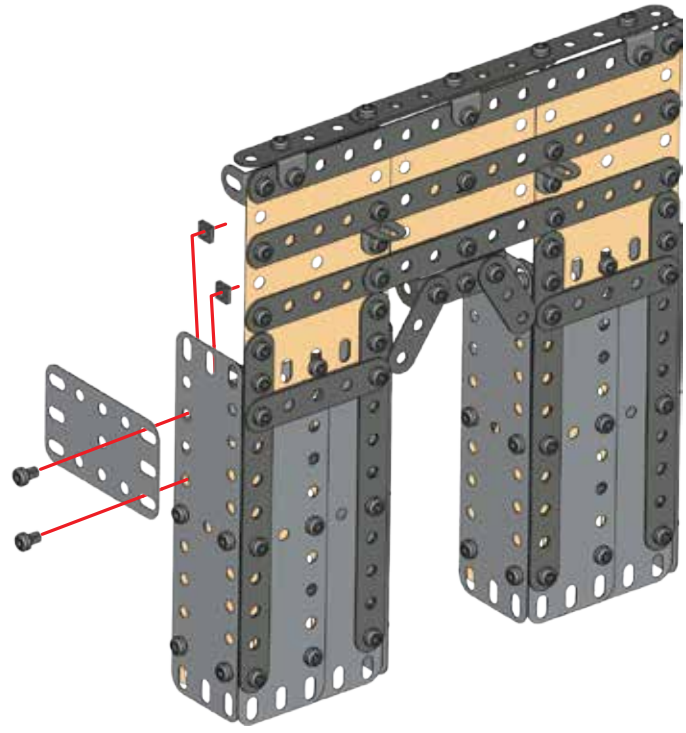


48




47+

-  x1
-  | 5,8 mm | x2
-  | 15/64" | x2

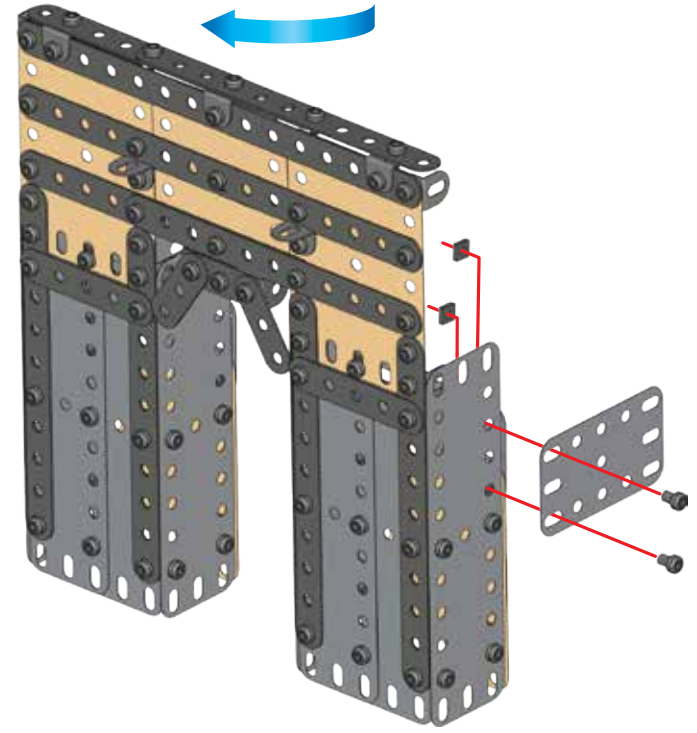
-  S1
- 1:1



49



-  x1
-  | 5,8 mm | x2
-  | 15/64" | x2

-  S1
- 1:1

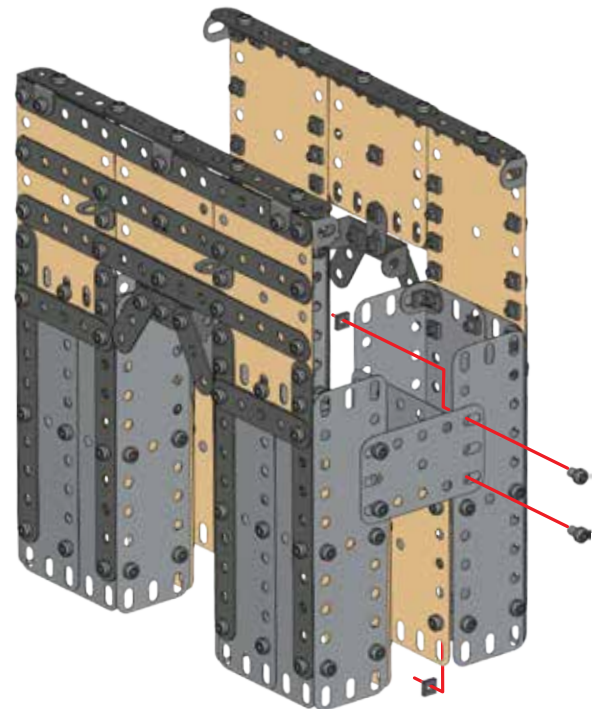
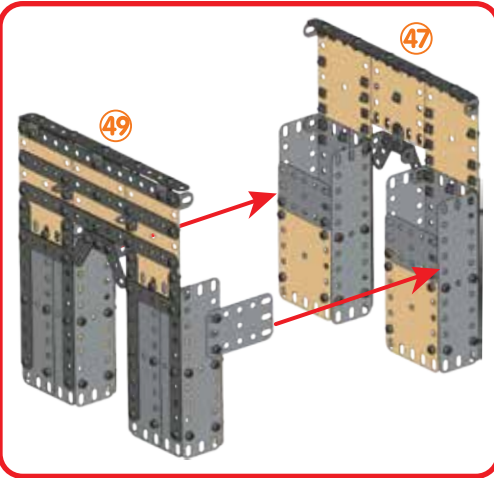


50



47+49+

-  | 5,8 mm | x2
-  | 15/64" | x2

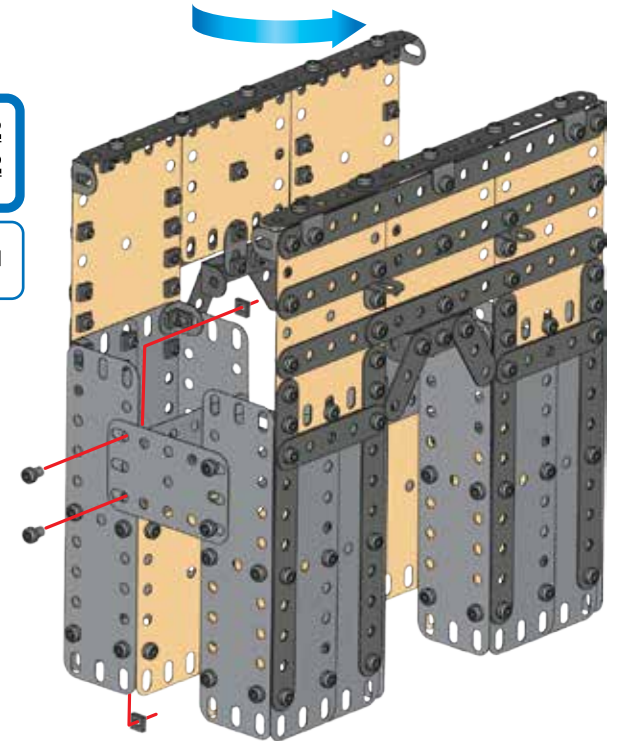
-  S1
- 1:1






51

-  | 5,8 mm | x2
-  | 15/64" | x2

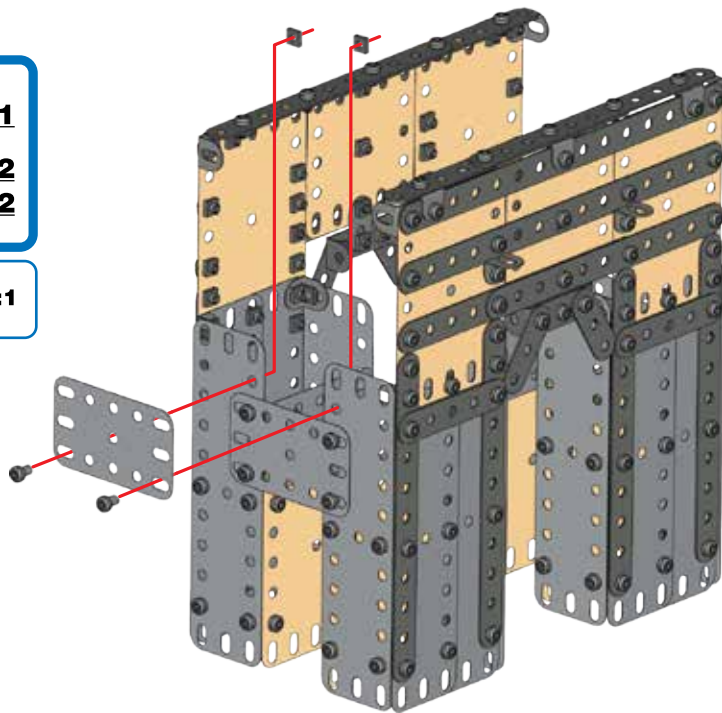
-  S1
- 1:1






52

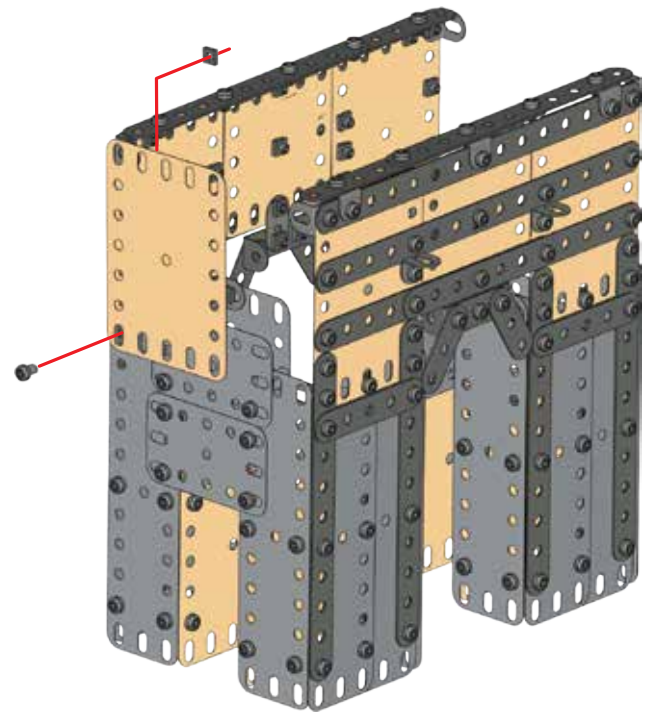
	x1
	x2
	x2




	S1	1:1
--	-----------	------------

**53**

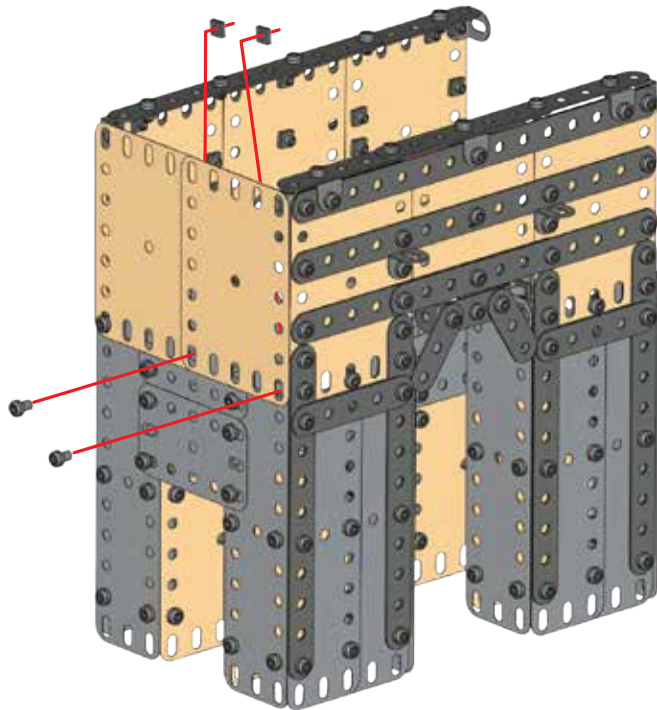
	x1
	x1
	x1




	S1	1:1
---	-----------	------------

**54**

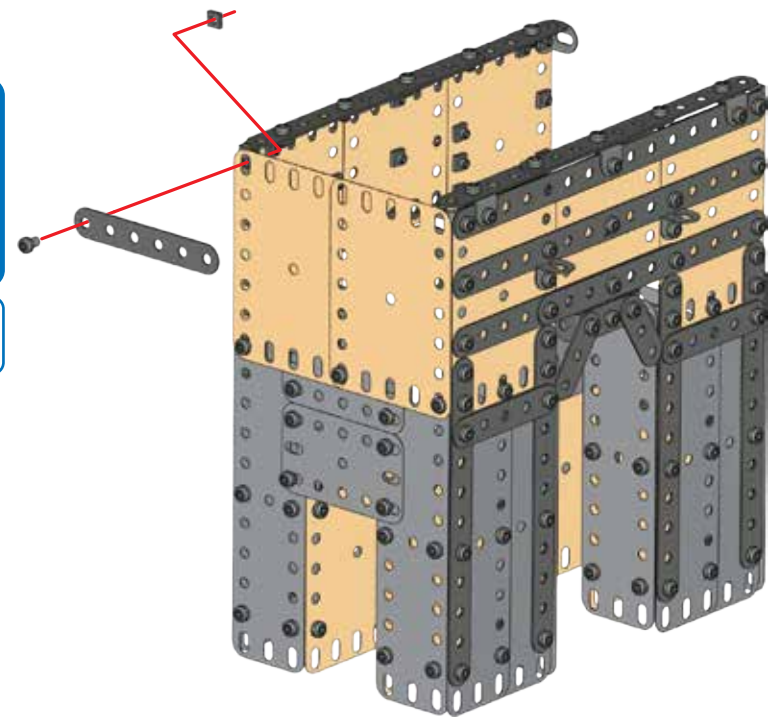
	x1
	x2
	x2

	S1	1:1
--	-----------	------------

**55**

	x1
	x1
	x1

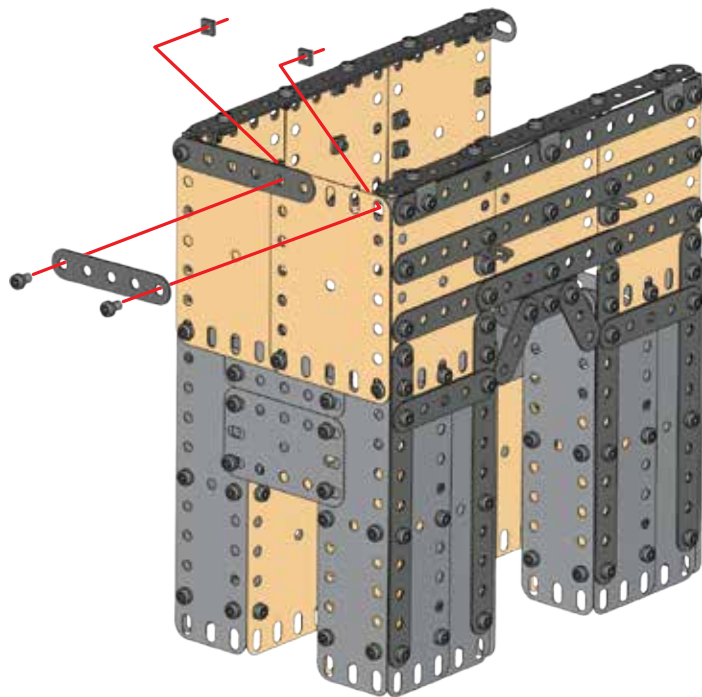
	S1	1:1
---	-----------	------------



56

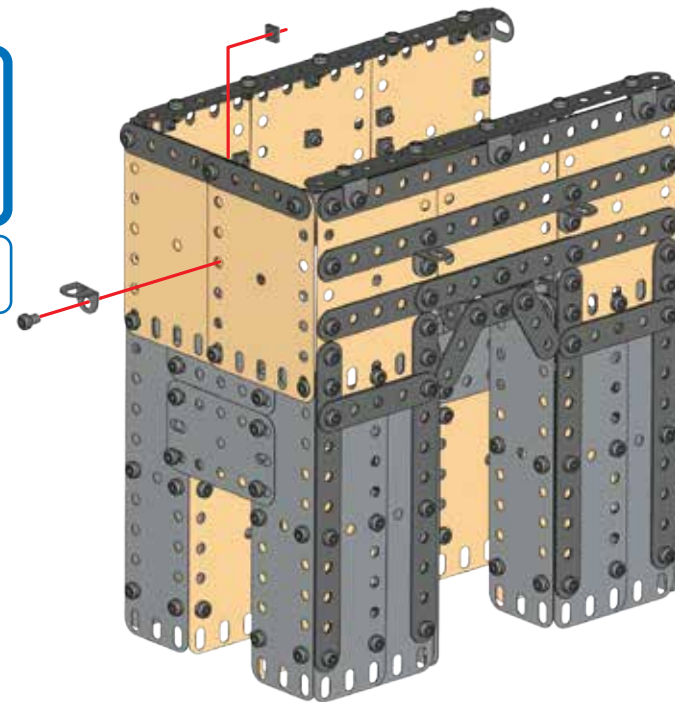
	x1
	x2
	x2

	S1	1:1
--	-----------	------------

**57**

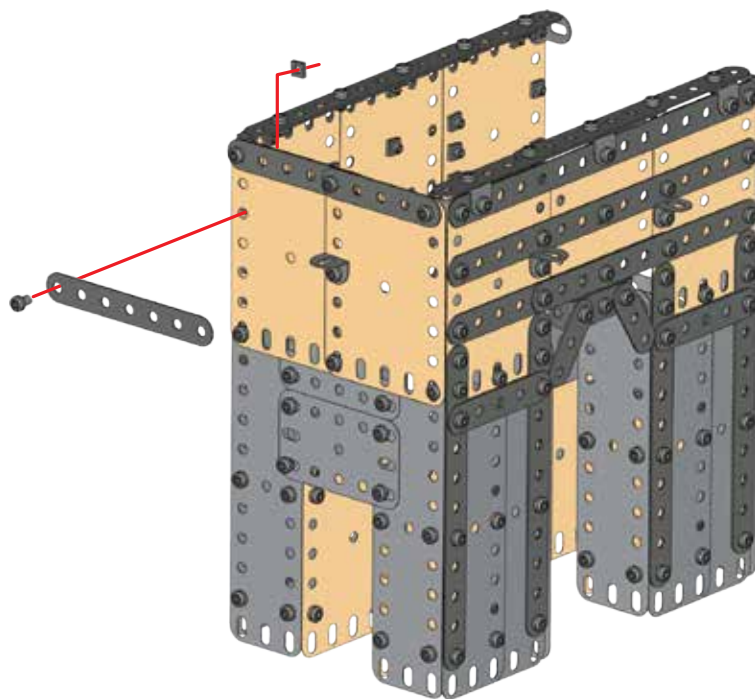
	x1
	x1
	x1

	S1	1:1
--	-----------	------------

**58**

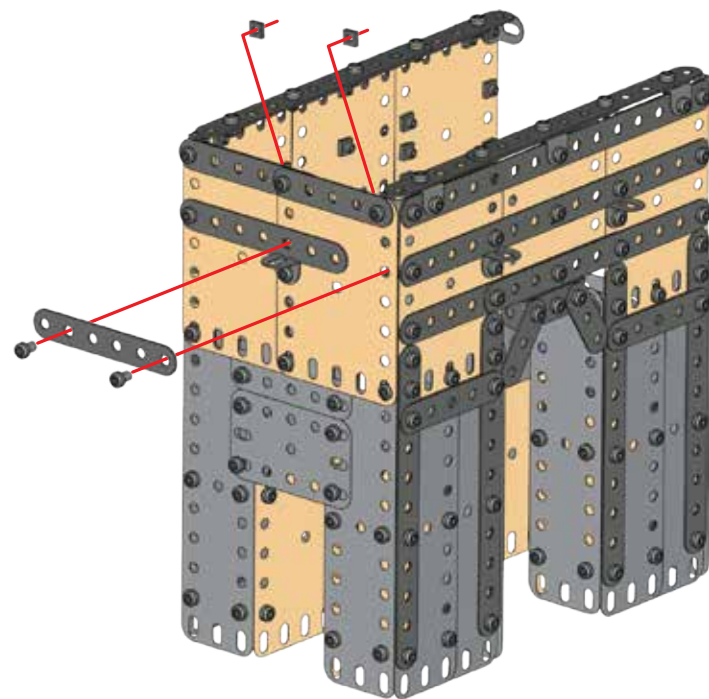
	x1
	x1
	x1

	S1	1:1
--	-----------	------------




**59**

	x1
	x2
	x2

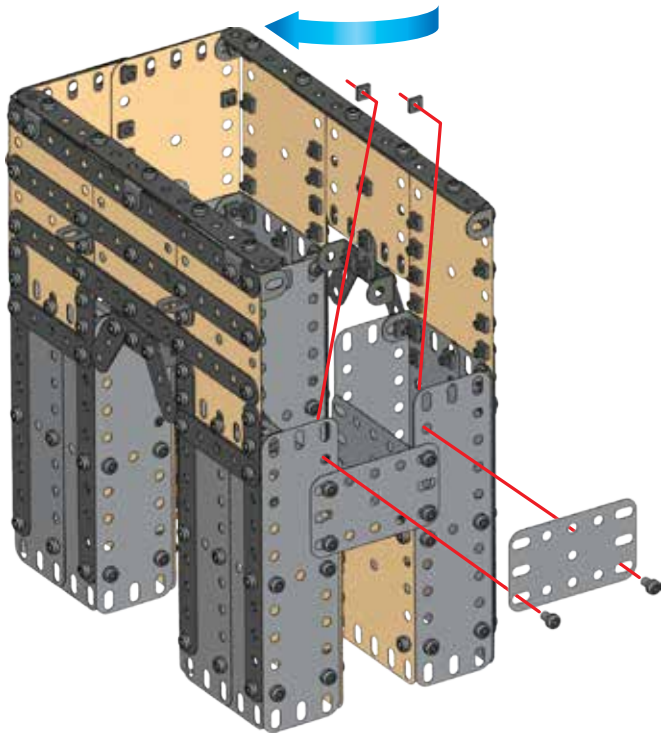
	S1	1:1
--	-----------	------------







60

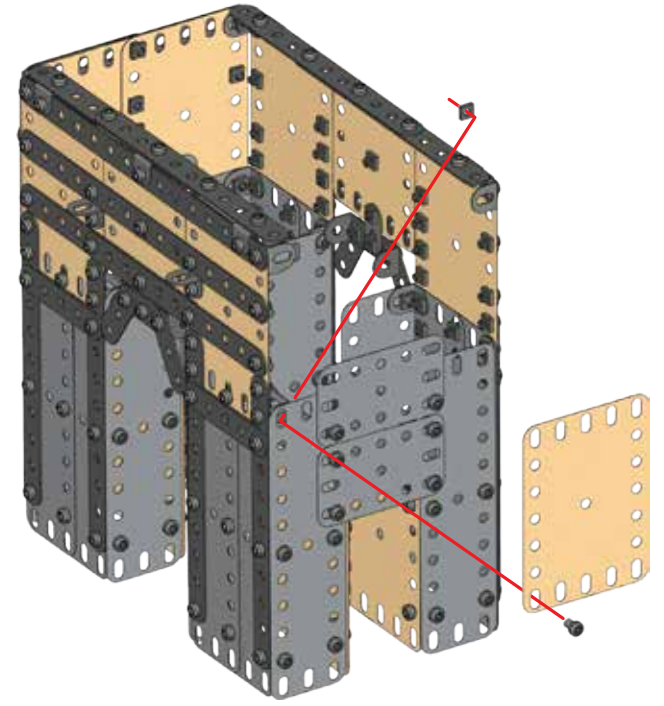
 **x1**
 | 5,8 mm | **x2**
 | 15/64" | **x2**




 **S1** | **1:1**

**61**

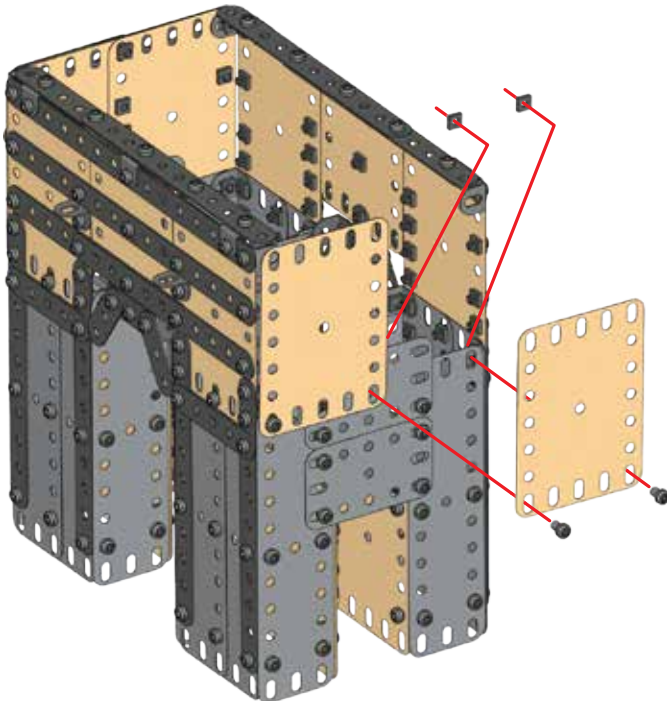
 **x1**
 | 5,8 mm | **x1**
 | 15/64" | **x1**




 **S1** | **1:1**

**62**

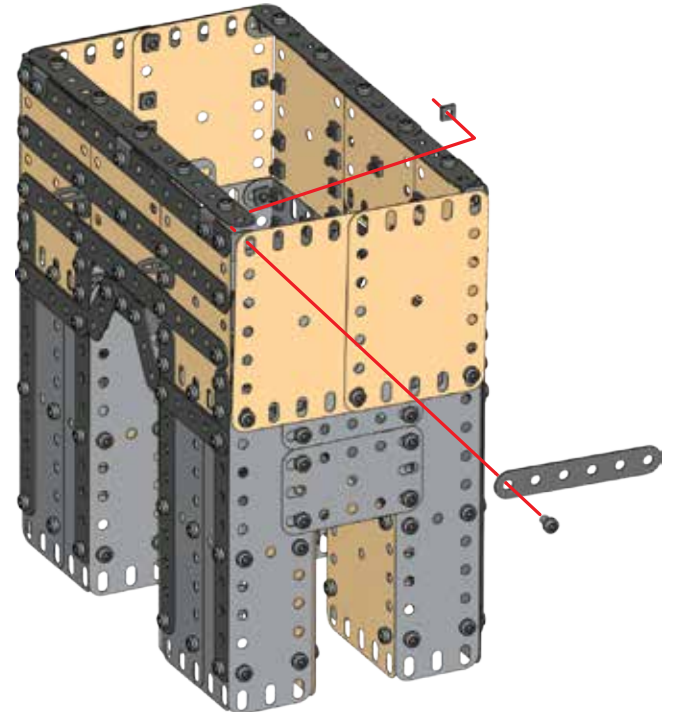
 **x1**
 | 5,8 mm | **x2**
 | 15/64" | **x2**

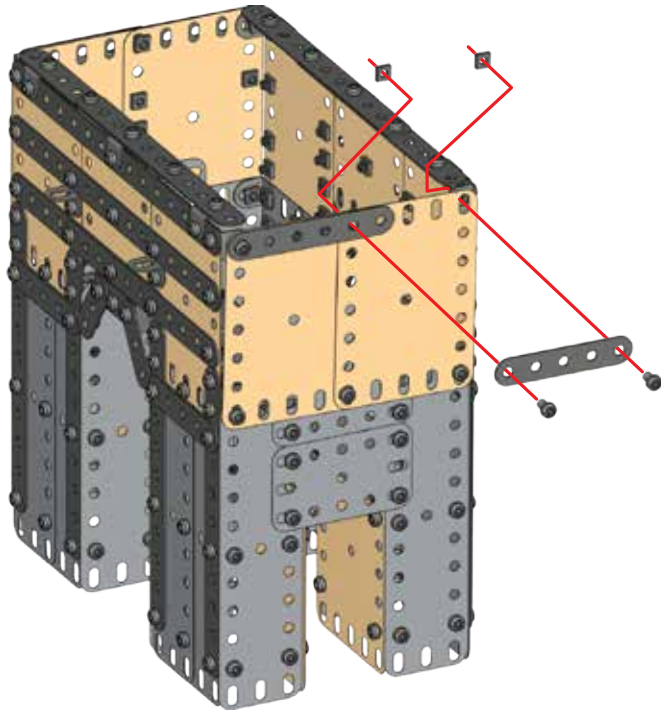
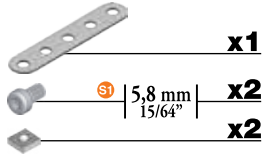
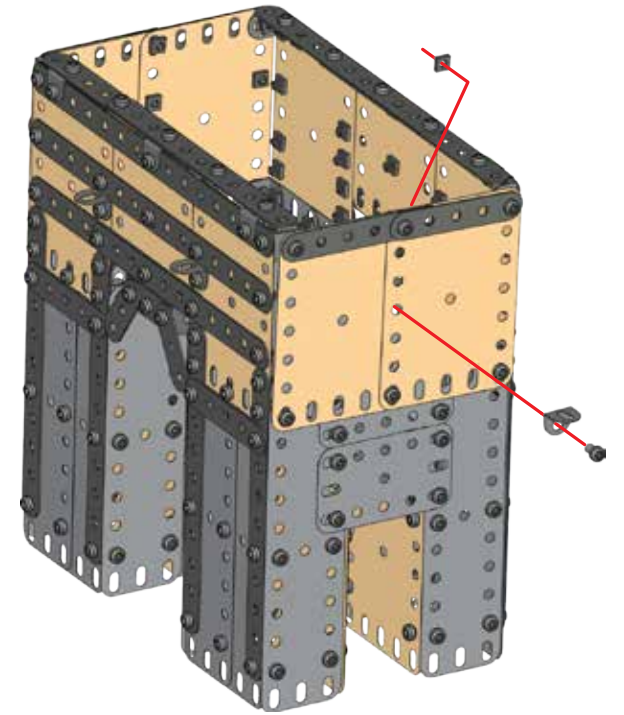
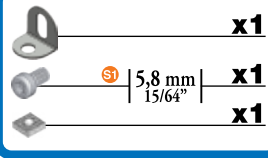
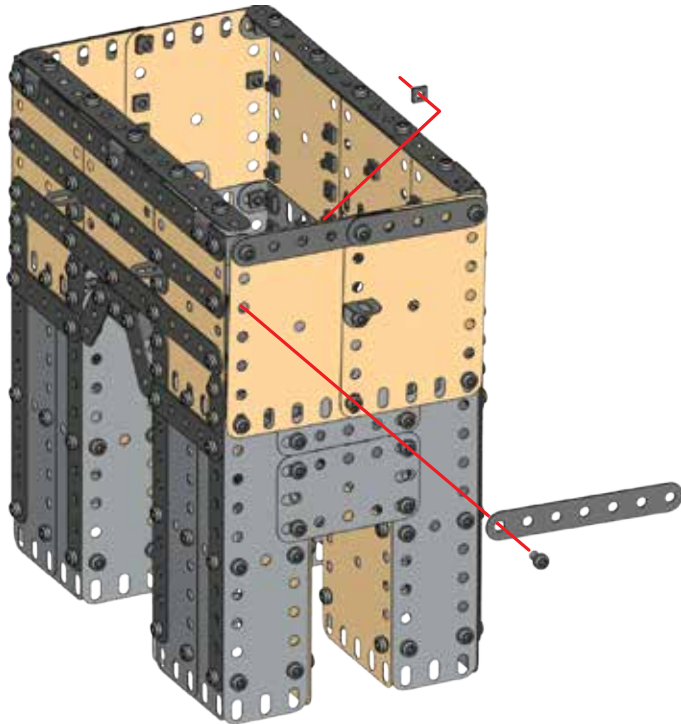
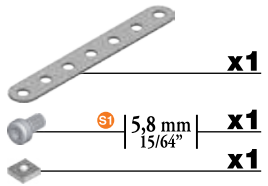
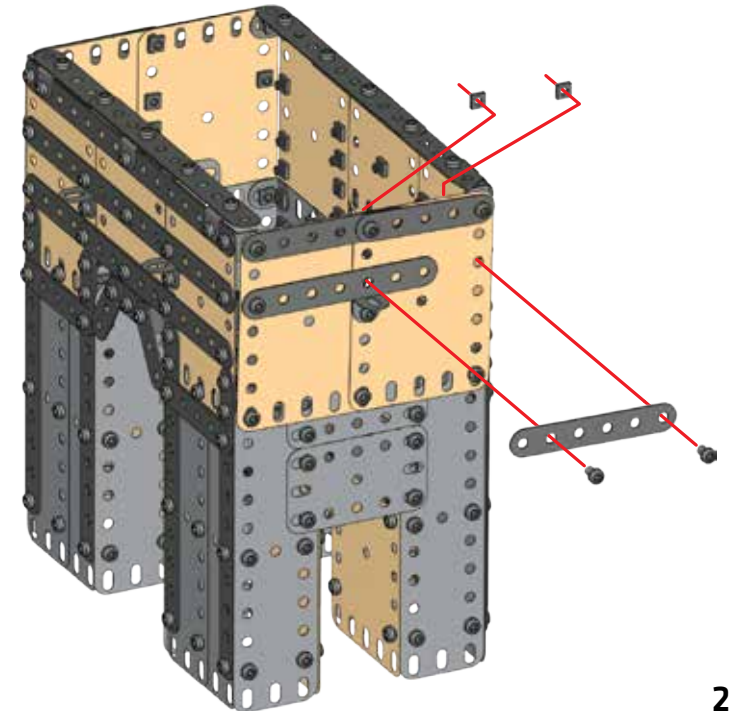
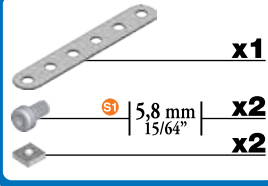
 **S1** | **1:1**

**63**




 **x1**
 | 5,8 mm | **x1**
 | 15/64" | **x1**

 **S1** | **1:1**

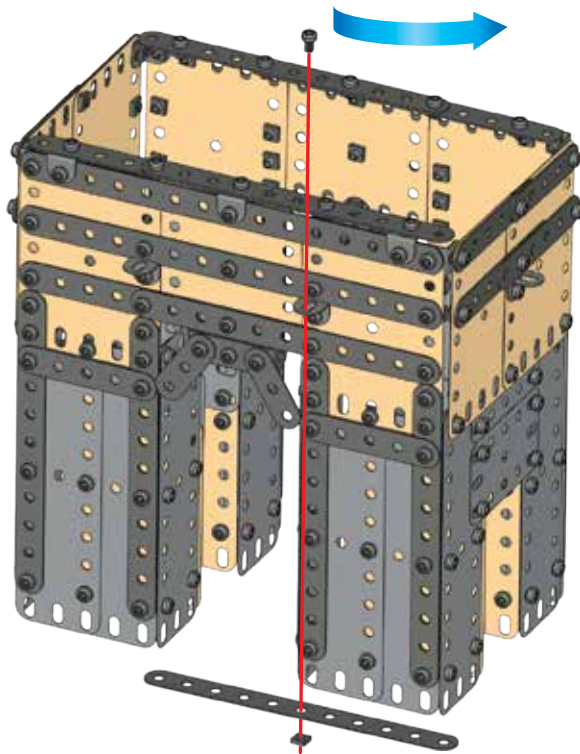


64**65****66****67**




68

-  x1
-  | 5,8 mm | x1
-  | 15/64" | x1

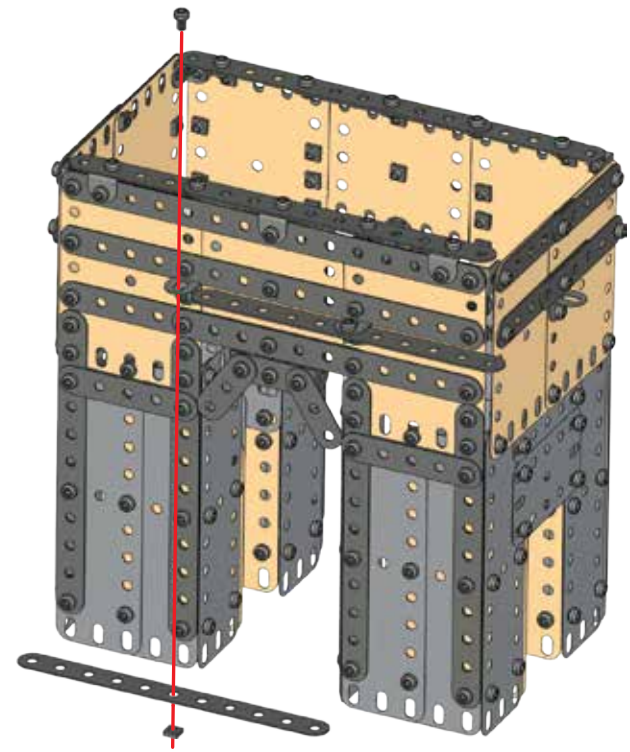
-  S1 1:1






69

-  x2
-  | 5,8 mm | x2
-  | 15/64" | x2

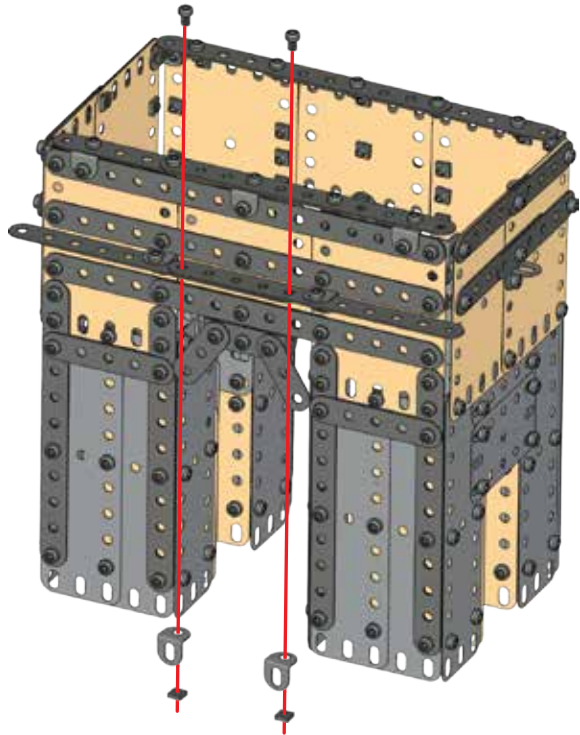
-  S1 1:1







70

-  x2
-  | 5,8 mm | x2
-  | 15/64" | x2

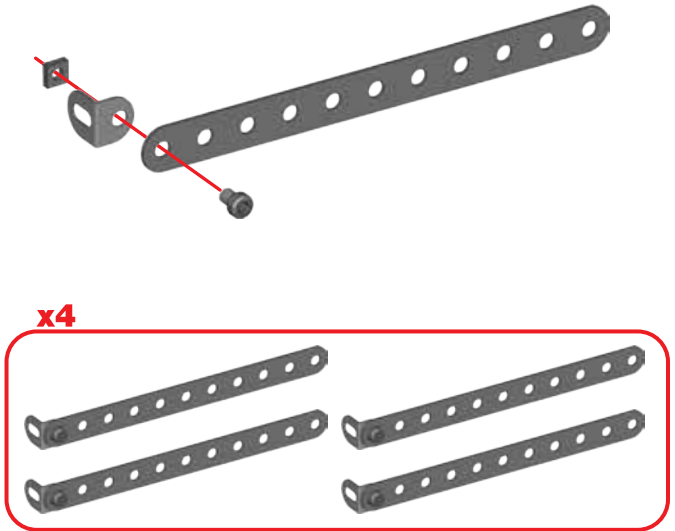
-  S1 1:1





71

-  x4
-  x4
-  | 5,8 mm | x4
-  | 15/64" | x4

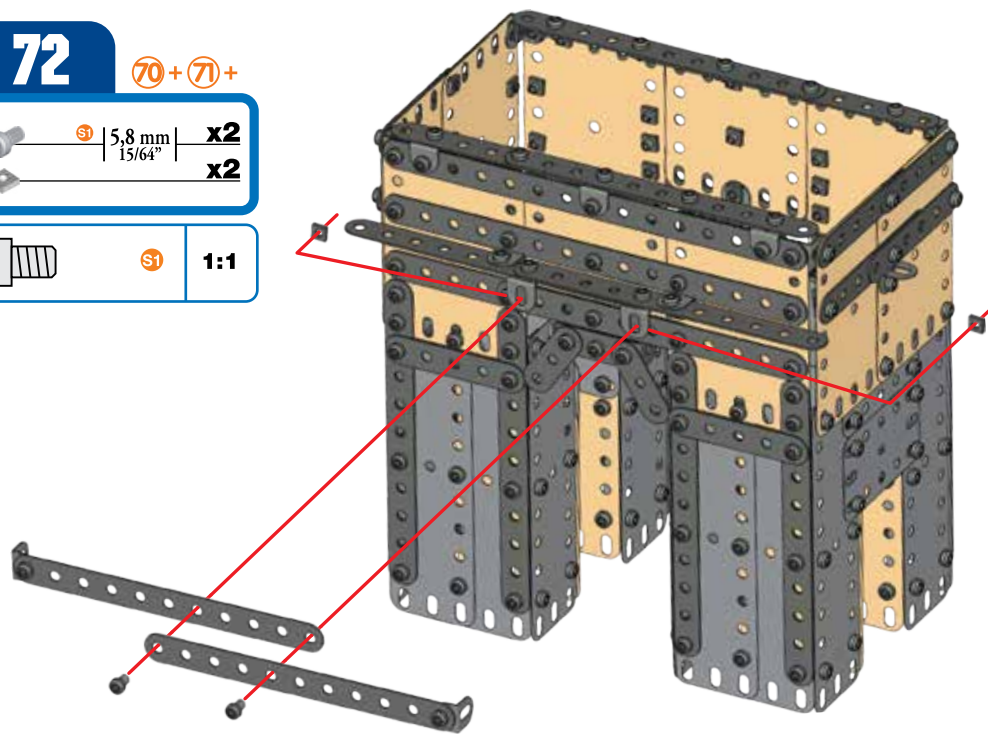
-  S1 1:1






72**70 + 71 +**

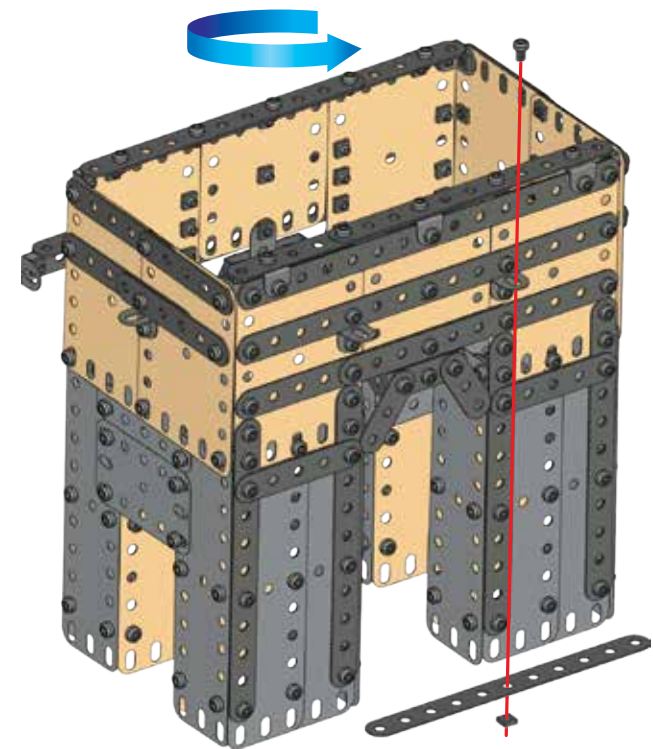
	5,8 mm 15/64"	x2
		x2




	S1	1:1
--	-----------	------------

**73**

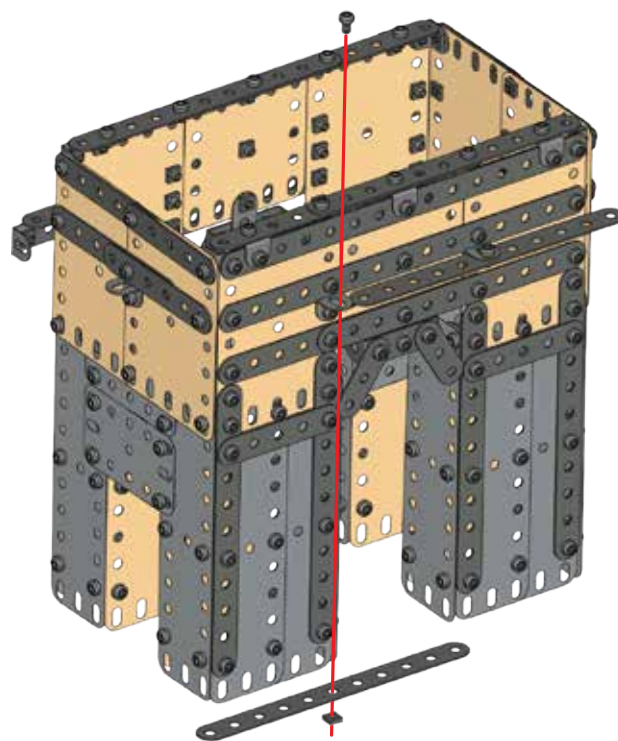
	x1	
	5,8 mm 15/64"	x1
		x1




	S1	1:1
---	-----------	------------

**74**

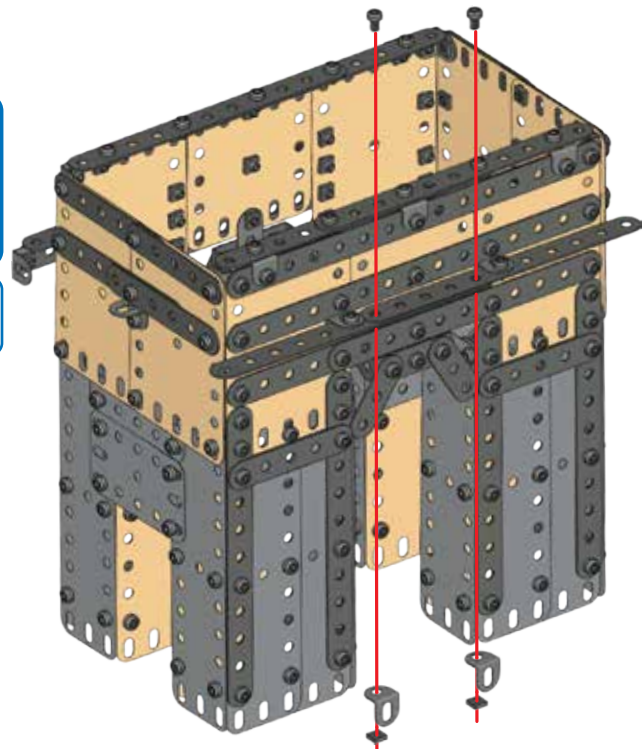
	x1	
	5,8 mm 15/64"	x1
		x1

	S1	1:1
--	-----------	------------

**75**

	x2	
	5,8 mm 15/64"	x2
		x2

	S1	1:1
---	-----------	------------

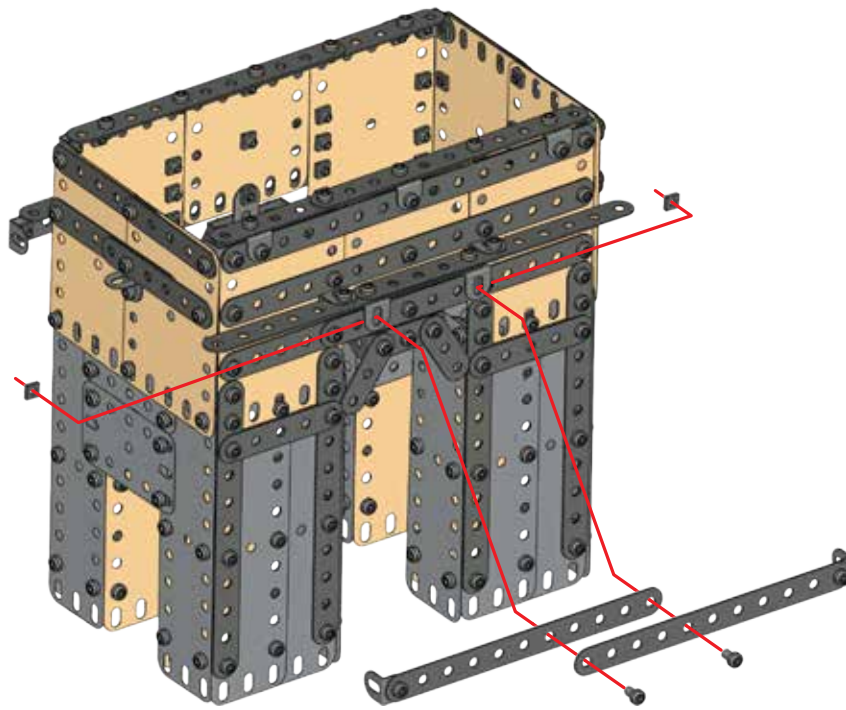


76

71 + 75 +

5,8 mm | x2
15/64" | x2

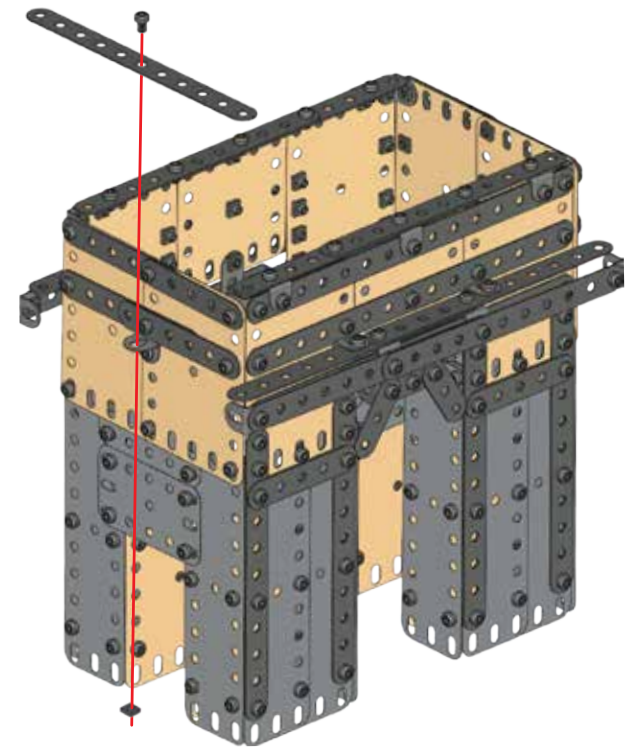
1:1



77

x1
5,8 mm | x1
15/64" | x1

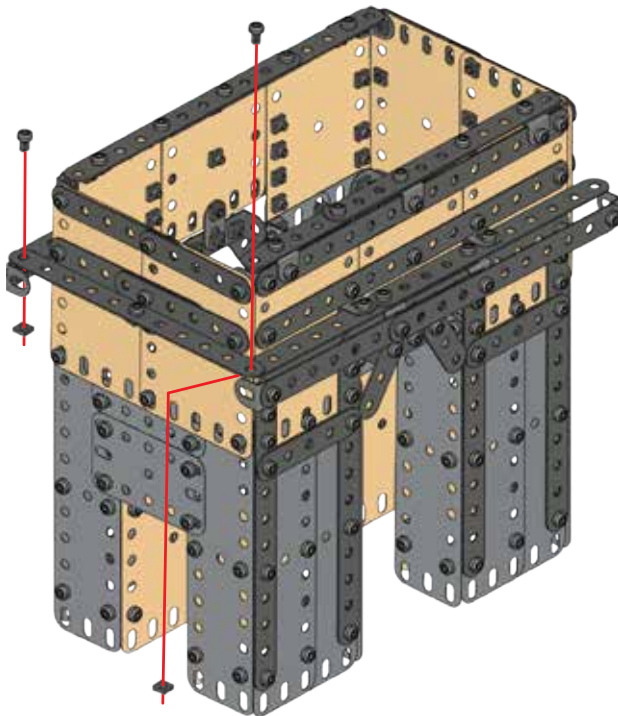
1:1



78

5,8 mm | x2
15/64" | x2

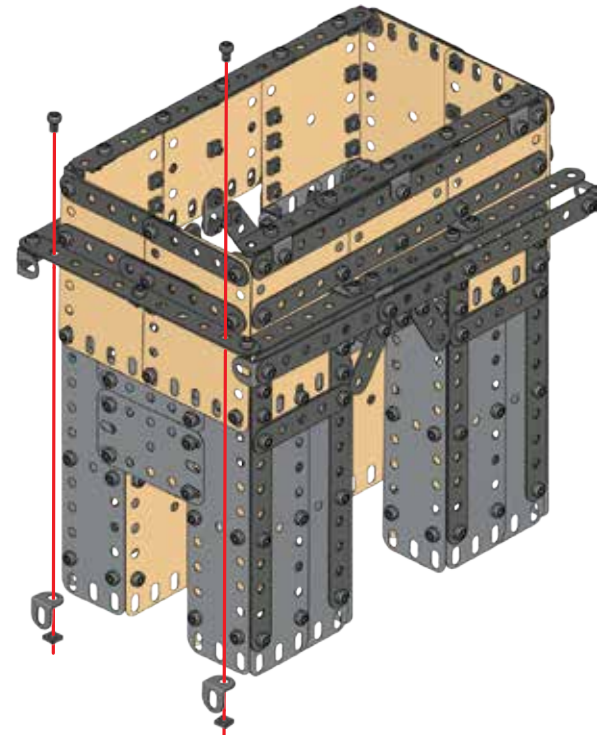
1:1



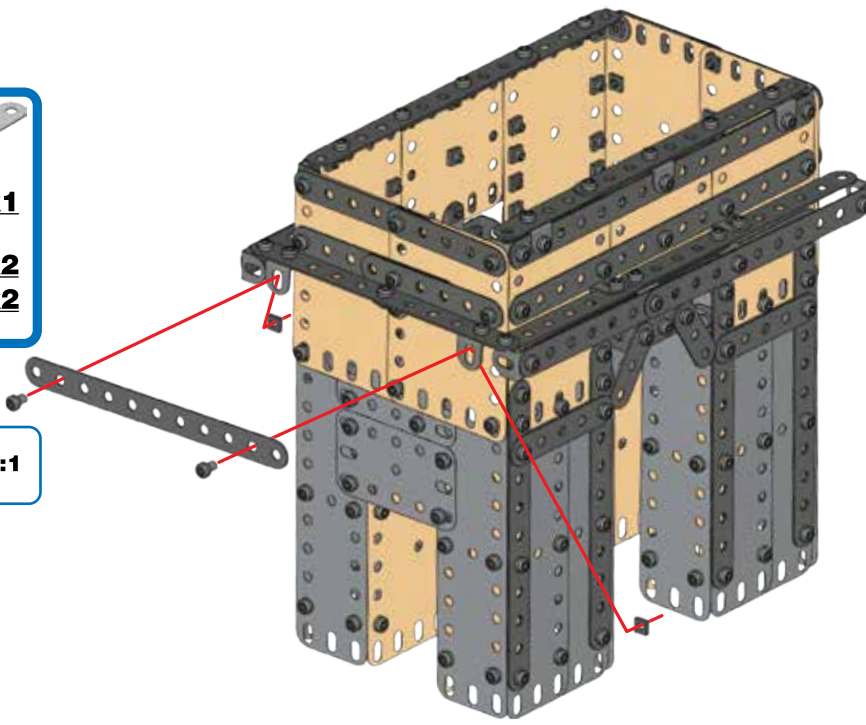
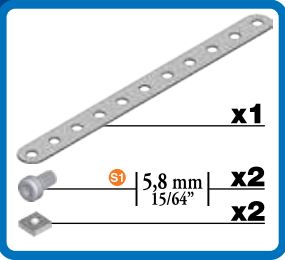
79

x2
5,8 mm | x2
15/64" | x2

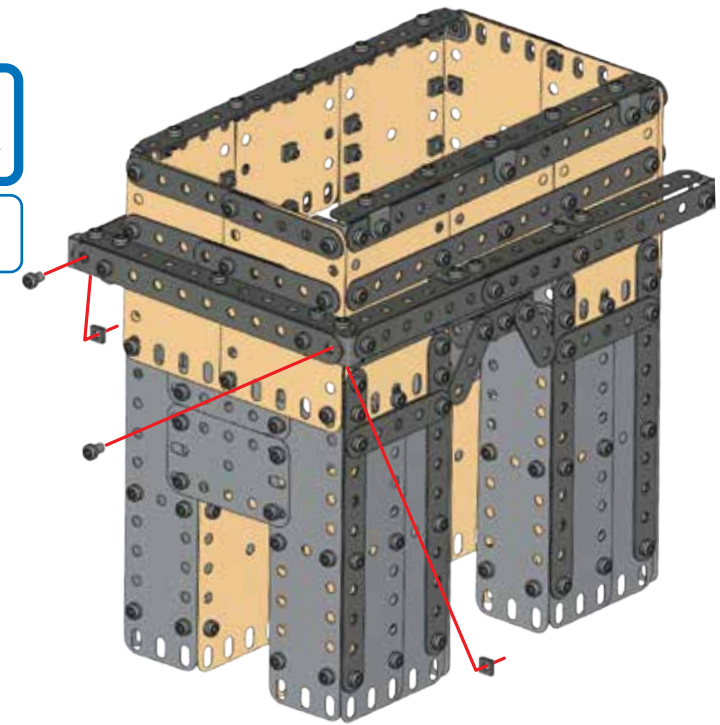
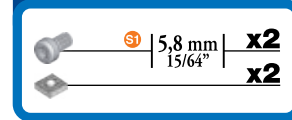
1:1



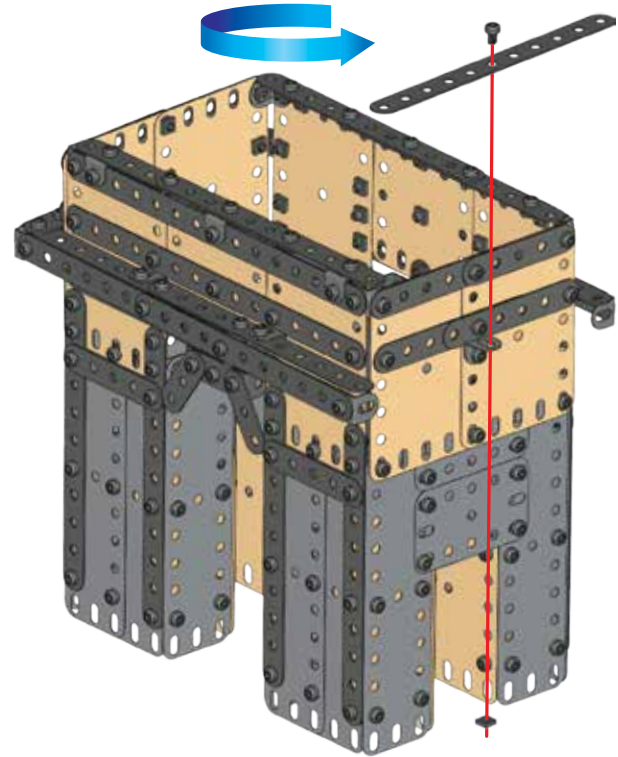
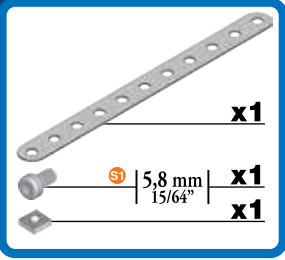
80



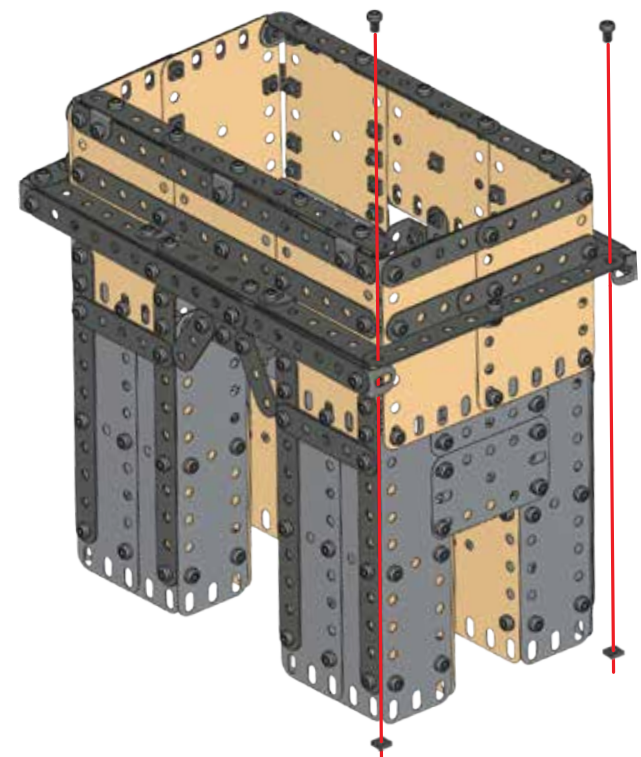
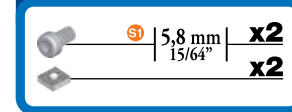
81







82

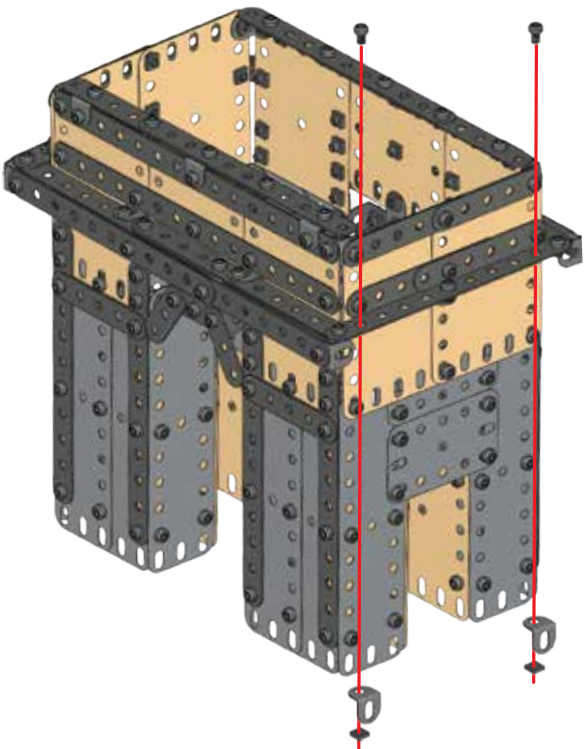


83







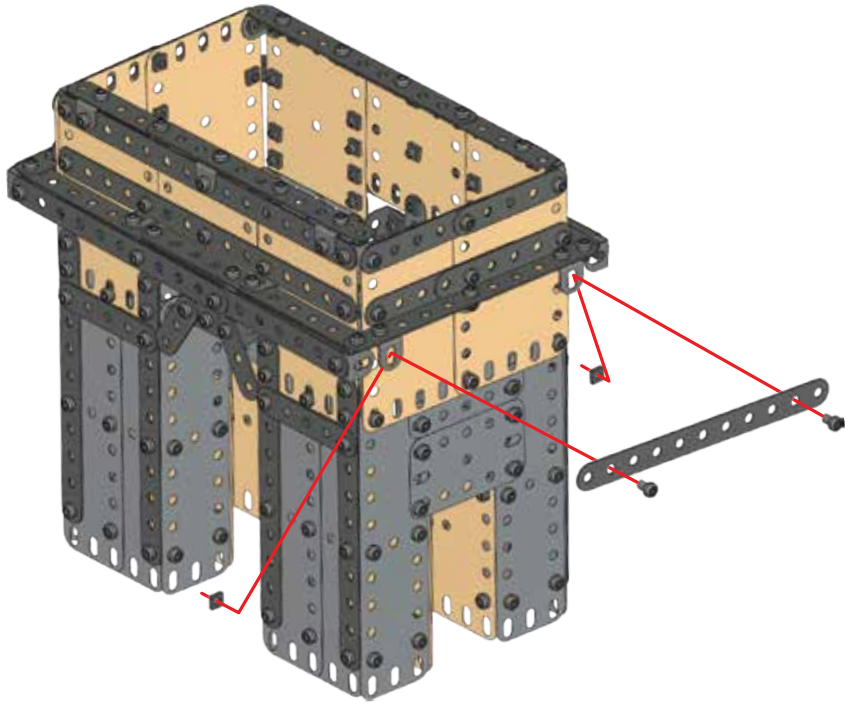
84

	x2
 S1 5,8 mm 15/64"	x2
	x2
 S1	1:1






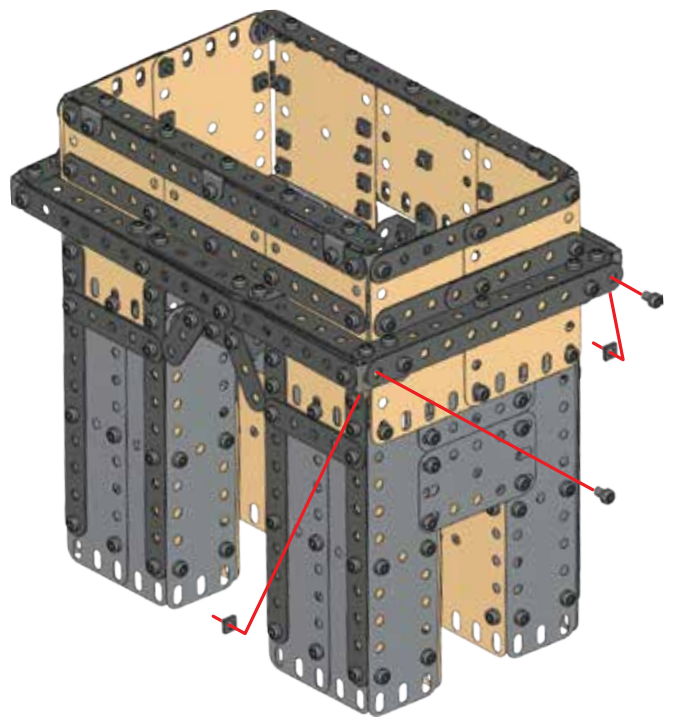
85

	x1
 S1 5,8 mm 15/64"	x2
	x2
 S1	1:1










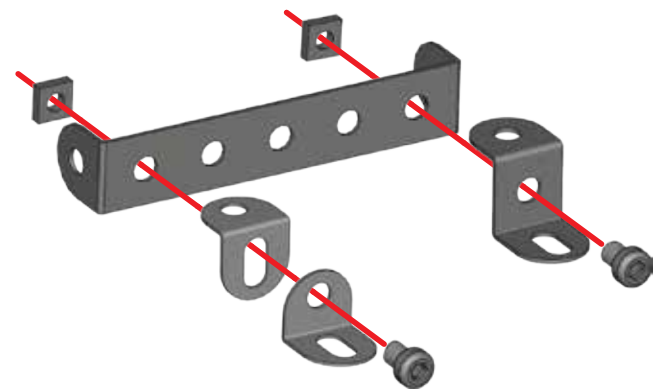
86

 S1 5,8 mm 15/64"	x2
	x2
 S1	1:1



87

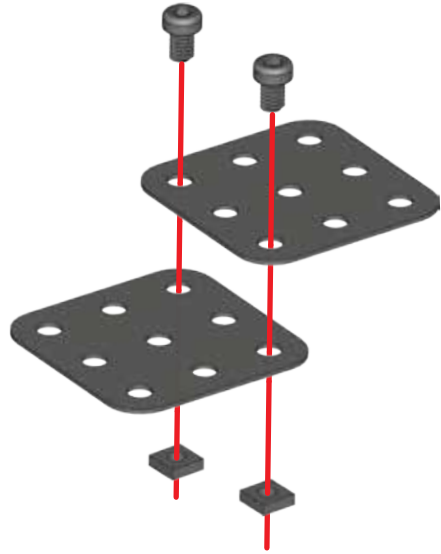

	x2
	x2
	x4
 S1 5,8 mm 15/64"	x4
	x4
 S1	1:1



88

	x2
	x2
	x2

	S1	1:1
--	----	-----

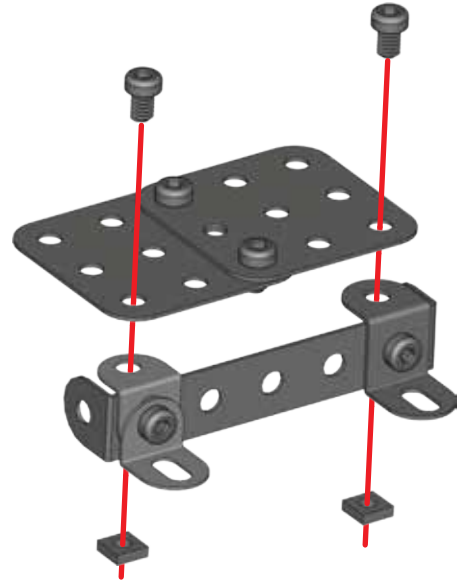


89

87 + 88 +

	x2
	x2

	S1	1:1
--	----	-----

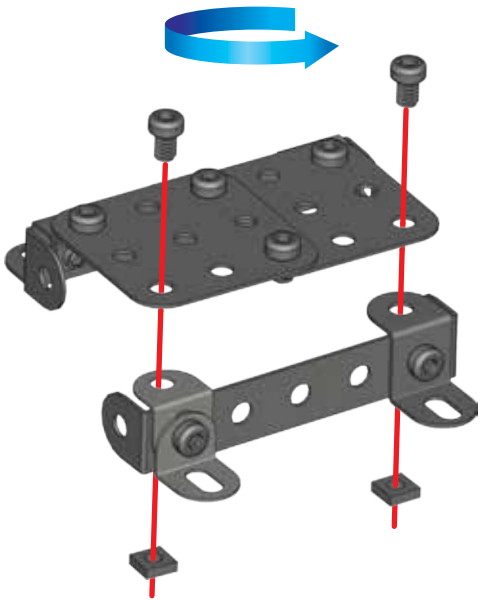


90

87 + 89 +

	x2
	x2

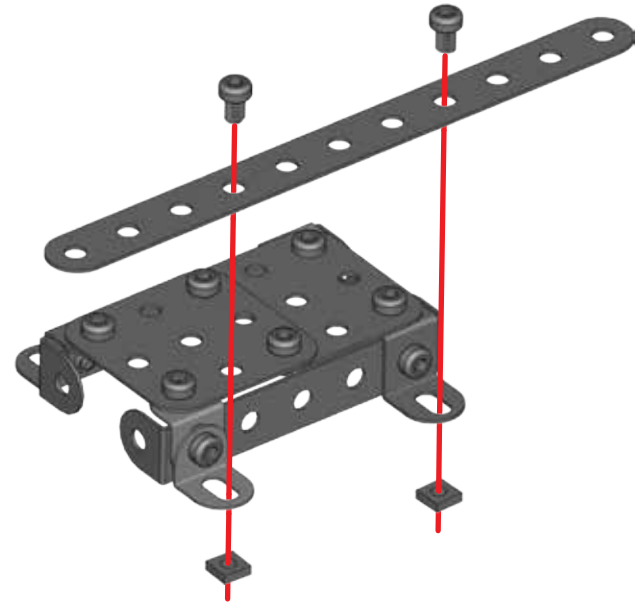
	S1	1:1
--	----	-----



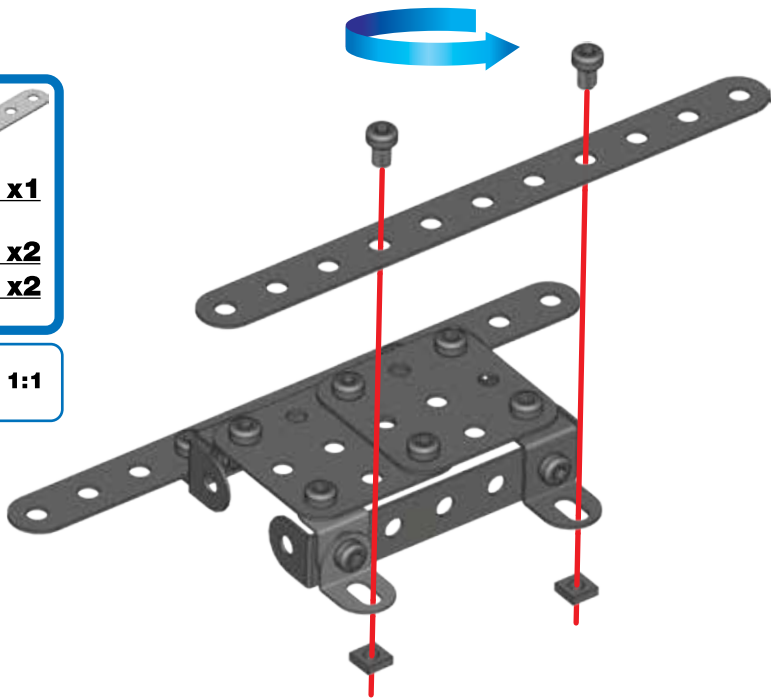
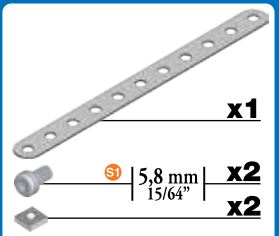
91

	x1
	x2
	x2

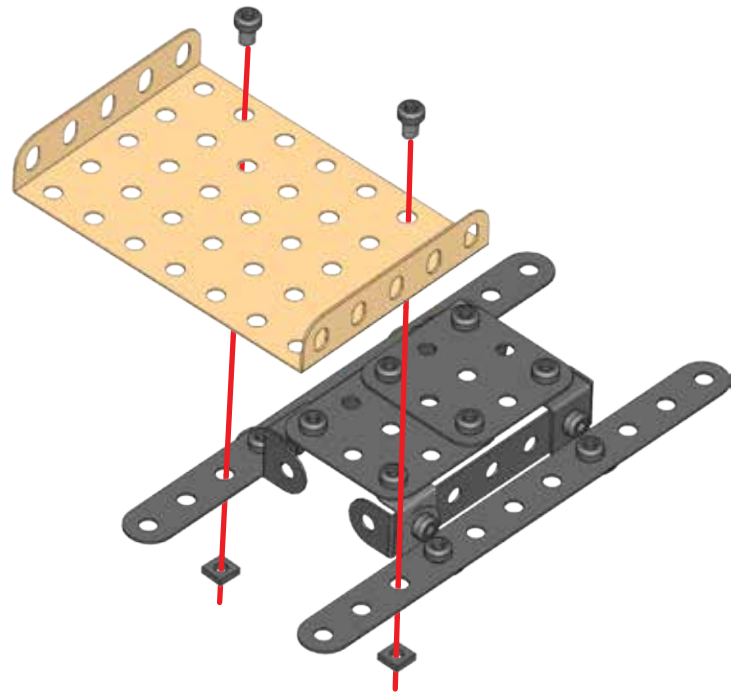
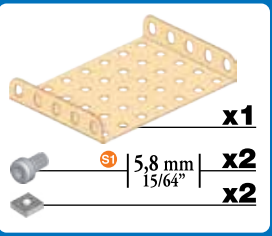
	S1	1:1
--	----	-----



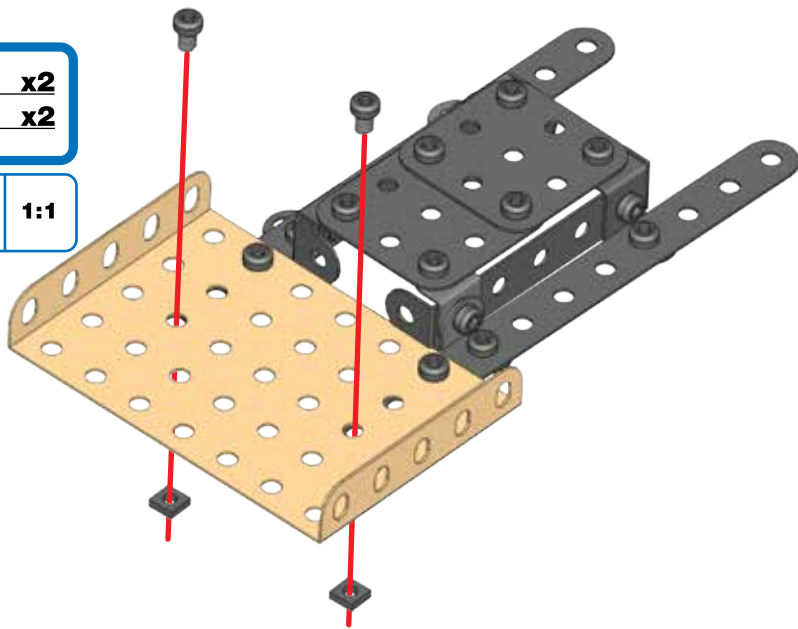
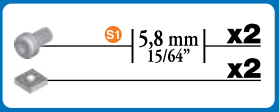
92



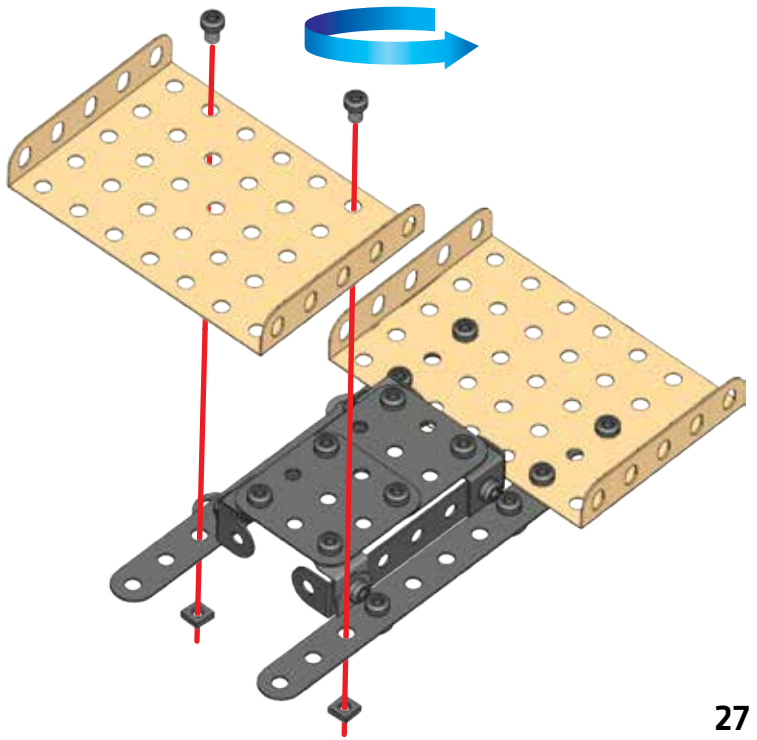
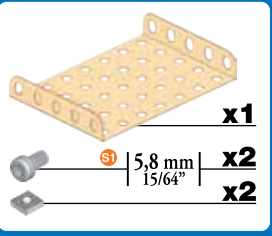
93






94

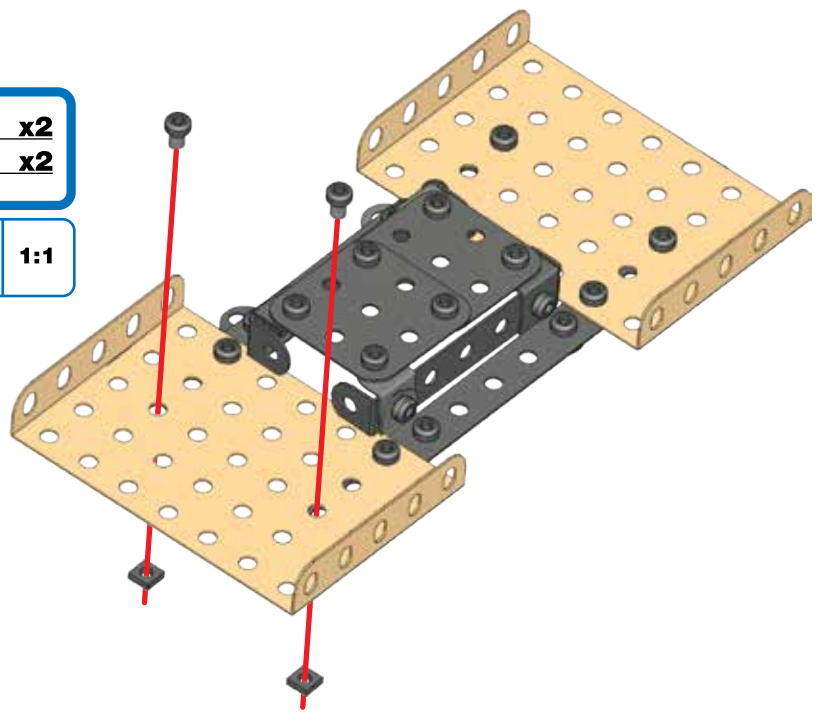


95




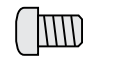


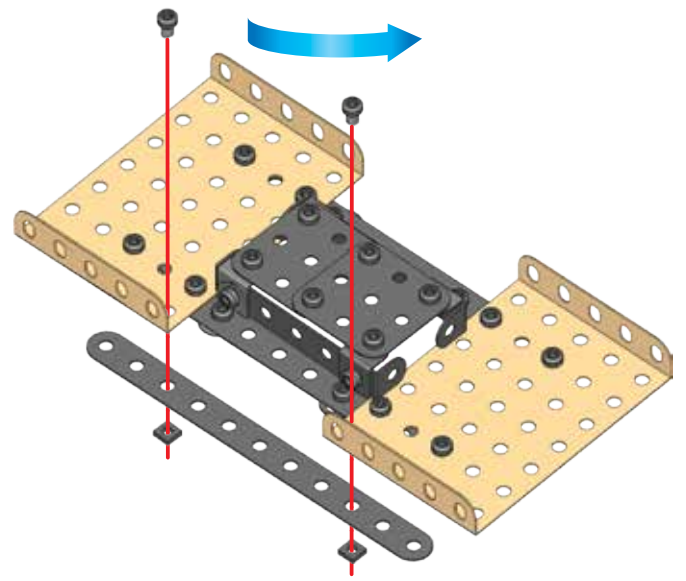
96

-  5,8 mm | 15/64" | **x2**
-  **x2**
-  **S1** | **1:1**








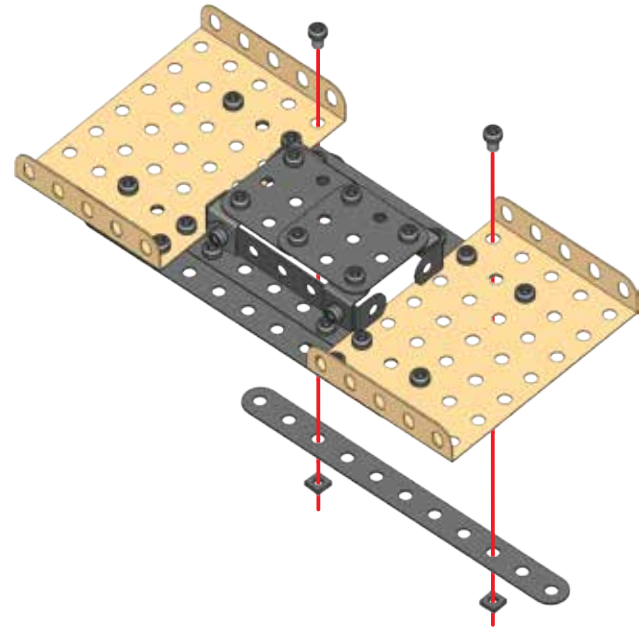
97

-  **x1**
-  5,8 mm | 15/64" | **x2**
-  **x2**
-  **S1** | **1:1**







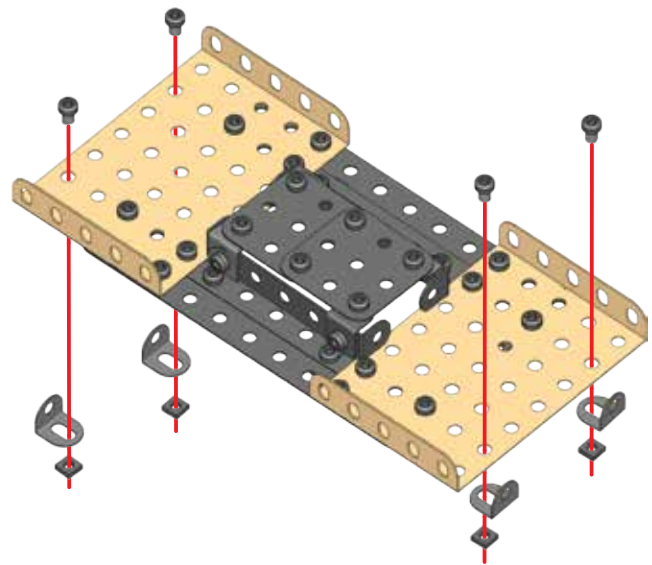
98

-  **x1**
-  **x4**
-  5,8 mm | 15/64" | **x2**
-  **x2**
-  **S1** | **1:1**





99

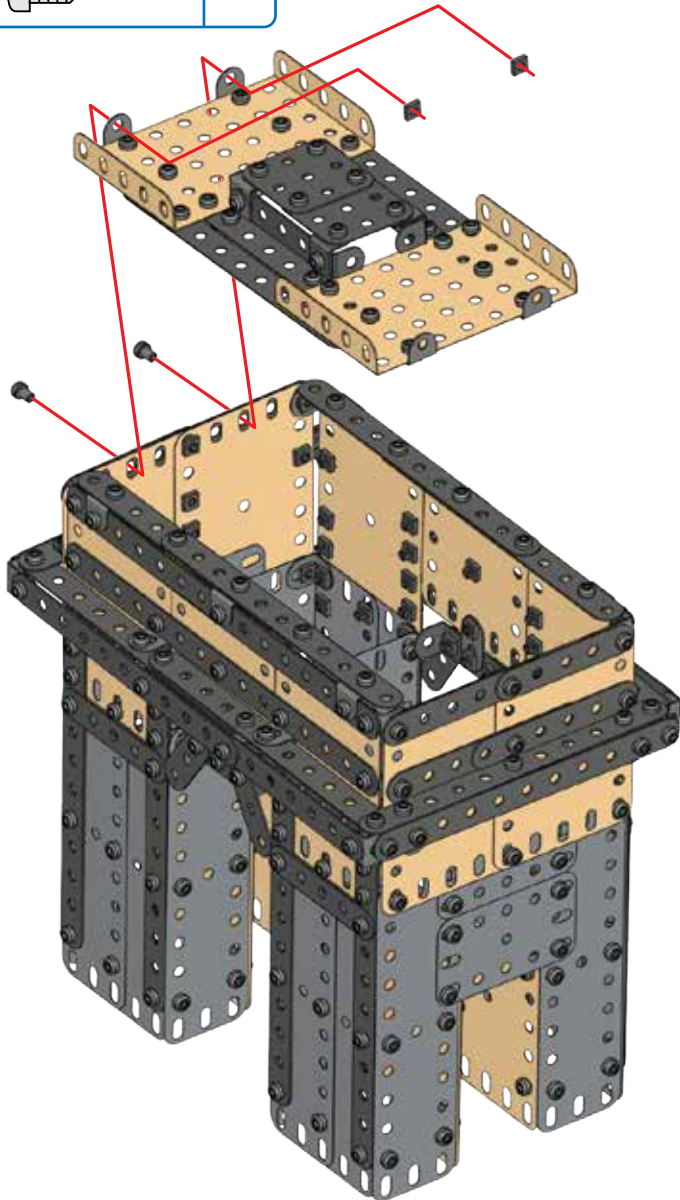
-  **x4**
-  5,8 mm | 15/64" | **x4**
-  **x4**
-  **S1** | **1:1**





100**86+99+**

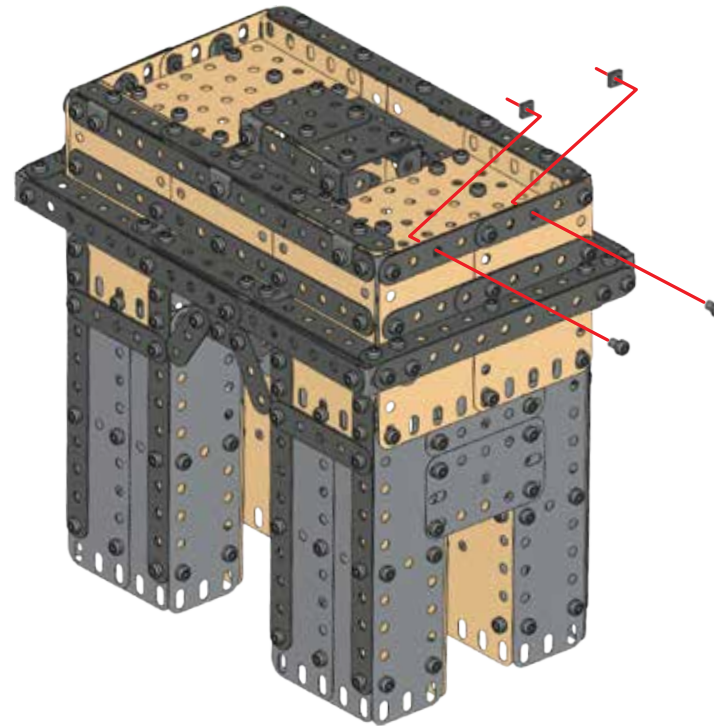
	S1 5,8 mm	x2
	15/64"	x2





	S1	1:1
--	----	------------

**101**

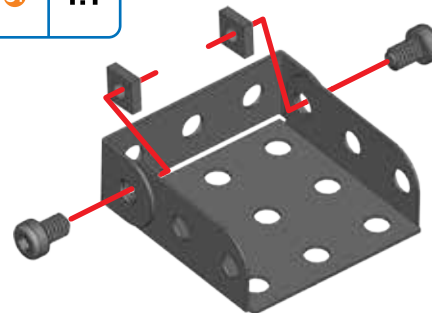

	S1 5,8 mm	x2
	15/64"	x2




	S1	1:1
---	----	------------

**102**

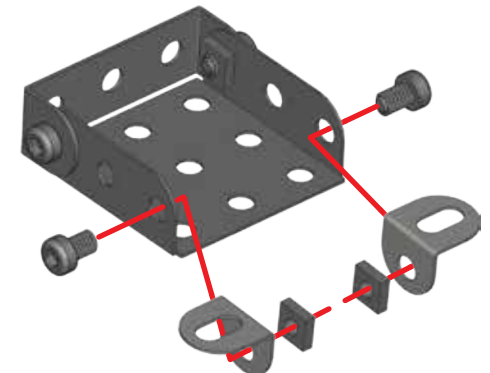
	x1	
	x1	
	S1 5,8 mm	x2
	15/64"	x2

	S1	1:1
---	----	------------

**103**

	x2	
	S1 5,8 mm	x2
	15/64"	x2

	S1	1:1
---	----	------------



104

102 ~ 103

2x

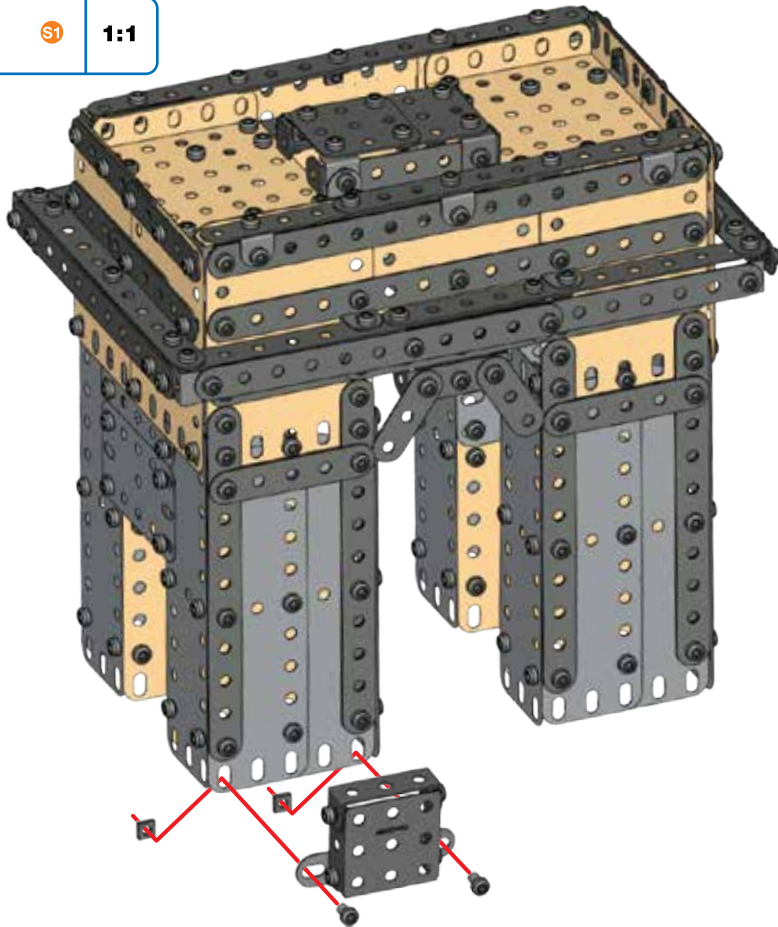


105

101 + 104 +

5,8 mm | x2
1 5/64" | x2

1:1

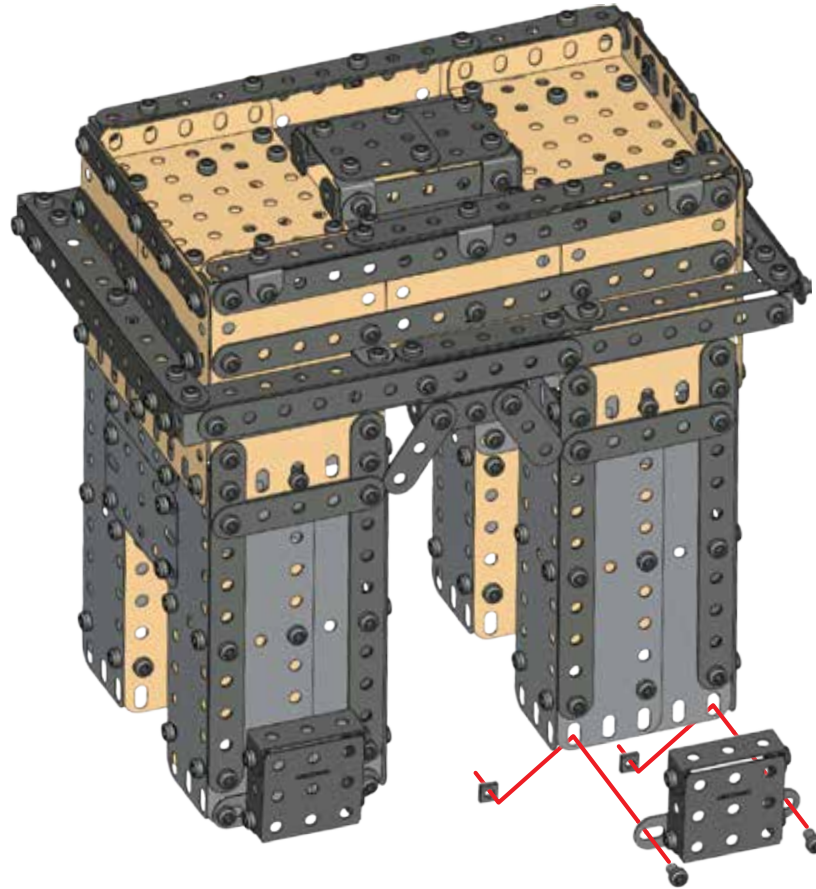



106

104 + 105 +

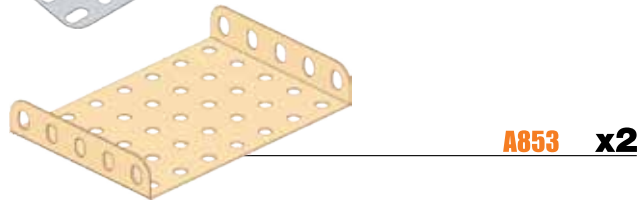
5,8 mm | x2
1 5/64" | x2

1:1






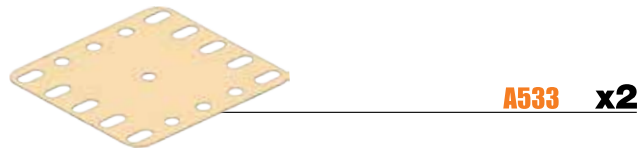
A522 (0189) x18



A853 x2



A534 x12



A533 x2



A520 (0188) x8



A174 (0074) x2



A127 (0126A) x2



A551 (0126A) x2



A414 (0235D) x2



A304 (0004) x4



A105 (0005) x6



A448 (0048A) x4



A248 (0048) x4




B051 x2




A506 (0006A) x4



A361 (0125) x2



A438 (0825A) x4



A713 (0235G) x2



A812 (0812B) x40



A010 (0010) x2



A012 (0012) x88



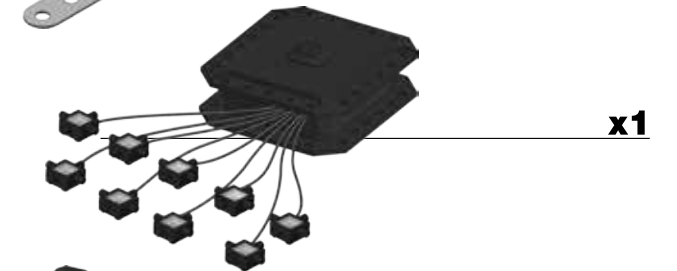
A501 (0001B) x4



A202 (0002) x36



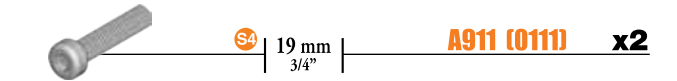
A203 (0003) x6



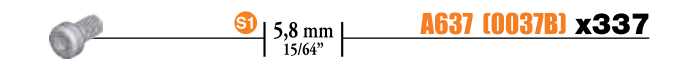
x1



x15



A911 (0111) x2



A637 (0037B) x337




A337 (0037A) x339



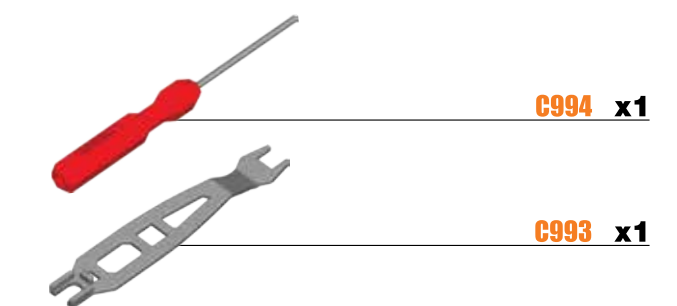
A138 (0038) x2



A259 (0059C) x9



C994 x1



C993 x1

GB. Remove all packaging before use. Retain this information, addresses and phone numbers for future reference. Content may vary from pictures. Meccano reserves the right to discontinue the website www.meccano.com at any time. An adult should periodically check this toy to ensure no damage or hazard exist if so, remove from use. Children should be supervised during play.

F. Retirer tout l'emballage avant utilisation. Conserver les informations, adresses et numéros de téléphone pour consultation ultérieure. Le contenu peut différer des images. Meccano se réserve le droit de supprimer le site Internet www.meccano.com à tout moment. Un adulte doit régulièrement examiner ce jouet afin de s'assurer qu'il ne présente pas de dommage ni de risque. En cas de problème, ne plus l'utiliser. Les enfants doivent être surveillés lorsqu'ils jouent.

E. Retire todo el embalaje antes de utilizar el producto. Conserve toda la información, las direcciones y los números de teléfono para futuras referencias. El contenido del paquete puede no corresponder con las imágenes. Meccano se reserva el derecho a suspender el sitio web www.meccano.com en cualquier momento. Un adulto debe revisar de forma periódica el juguete para asegurarse de que no supone un riesgo o peligro para el niño; si así fuera el caso, interrumpa su uso. Supervise a los niños mientras juegan con el producto.

D. Entfernen Sie vor der Benutzung sämtliche Verpackungsmaterialien. Alle Informationen, Adressen und Telefonnummern bitte für mögliche Rückfragen aufbewahren. Der Packungsinhalt kann von den Bildern abweichen. Meccano behält sich das Recht vor, den Betrieb der Website www.meccano.com jederzeit einzustellen. Ein Erwachsener sollte regelmäßig sicherstellen, dass das Spielzeug keine Gefahr darstellt, und es gegebenenfalls entfernen. Kinder sollten beim Spielen beaufsichtigt werden.

NL. Verwijder de verpakking voor gebruik. Bewaar deze informatie, adressen en telefoonnummers voor toekomstig

- ⚠ Warning: CHOKING HAZARD – Small parts.
- ⚠ Attention ! RISQUE D'ETOUFFEMENT – Contient de petits éléments.
- ⚠ Advertencia: PELIGRO DE ASFIXIA – Contiene piezas pequeñas
No conveniente para niños menores de 3 años.
- ⚠ Achtung: ERSTICKUNGSGEFAHR – Kleinteile.
- ⚠ Waarschuwing: VERSTIKKINGSGEVAAR – Kleine onderdelen.
- ⚠ Attenzione: RISCHIO DI SOFFOCAMENTO – Pezzi piccoli.
- ⚠ Aviso: PERIGO DE ASFIXIA – Peças pequenas.
- ⚠ Осторожно! ОПАСНОСТЬ УДУШЬЯ - Мелкие детали.



UK – 0800 206 1191, SERVICEUK@SPINMASTER.COM
FRANCE – 0800 909 150, SERVICEFR@SPINMASTER.COM
ESPAÑA – SERVICIO@SPINMASTER.COM
DEUTSCHLAND – 0800 0101 0222, KUNDENSERVICE@SPINMASTER.COM
SCHWEIZ – 0800 561 350 • ÖSTERREICH – 0800 29 72 67
NEDERLAND – 0800 022 36 83, KLANTENSERVICE@SPINMASTER.COM
BELGIË/BELGIQUE – 0800 77 688 • LUXEMBOURG – 800 28 044
ITALIA – 800 788 532, SERVIZIO@SPINMASTER.COM

WWW.SPINMASTER.COM

gebruik. Inhoud kan afwijken van illustraties. Meccano behoudt zich het recht voor de website www.meccano.com wanneer gewenst buiten gebruik te stellen. Een volwassene dient dit speelgoed regelmatig te controleren op schade en gevaren. Indien het speelgoed is beschadigd of indien er een gevaarlijke situatie kan ontstaan, dient het product te worden weggegooid. Houd toezicht als kinderen spelen.

I. Rimuovere l'imballo prima dell'uso. Conservare informazioni, indirizzi e numeri di telefono per riferimento futuro. Il prodotto potrebbe essere differente dalle immagini. Meccano si riserva il diritto di rimuovere il sito www.meccano.com in qualsiasi momento. È consigliabile un controllo periodico del giocattolo da parte di un adulto: in caso di danni o rischi interrompere l'uso. È richiesta la supervisione di un adulto durante il gioco.

P. Remova totalmente a embalagem antes de utilizar. Guarde todos os endereços, números de telefone e demais informações para consulta e referência. O conteúdo poderá ser diferente das ilustrações. A Meccano reserva-se o direito de descontinuar o sítio www.meccano.com a qualquer altura. Um adulto deve verificar o brinquedo periodicamente para garantir que ele não apresenta danos ou riscos. Se houver, é necessário que o brinquedo seja retirado de uso. Crianças devem ser supervisionadas enquanto brincam.

R. Снимите все упаковочные материалы перед использованием. Запишите указанные на упаковке адреса и номера телефонов, чтобы у вас была возможность связаться с нами. Содержимое упаковки может отличаться от иллюстрации. Компания Мессано оставляет за собой право прекратить использование сайта www.meccano.com в любое время. Регулярно проверяйте состояние игрушки на наличие повреждений и возможных рисков для ребенка. Если таковые имеются, игрушку не следует использовать. Во время игры за детьми следует присматривать.

TM & © 2015 MECCANO for packaging, instructions and models built with this set. TM & © 2015 MECCANO pour l'emballage, les notices et modèles de ce coffret. ® MECCANO is an exclusive trademark of MECCANO. Spin Master logo is a trademark of Spin Master Ltd. ® MECCANO est une marque de commerce exclusive de MECCANO. Le logo de Spin Master est une marque de commerce de Spin Master Ltd. All rights reserved. Tous droits réservés.



SPIN MASTER LTD., 450 FRONT STREET WEST, TORONTO, ON M5V 1B6
CANADA.
IMPORTED INTO EU BY SPIN MASTER INTERNATIONAL, S.A.R.L.,
16 AVENUE PASTEUR, L-2310,
Luxembourg. www.spinmaster.com

T91761_0002_20068851_GML_IB_R1 W2_MEC_Empire state