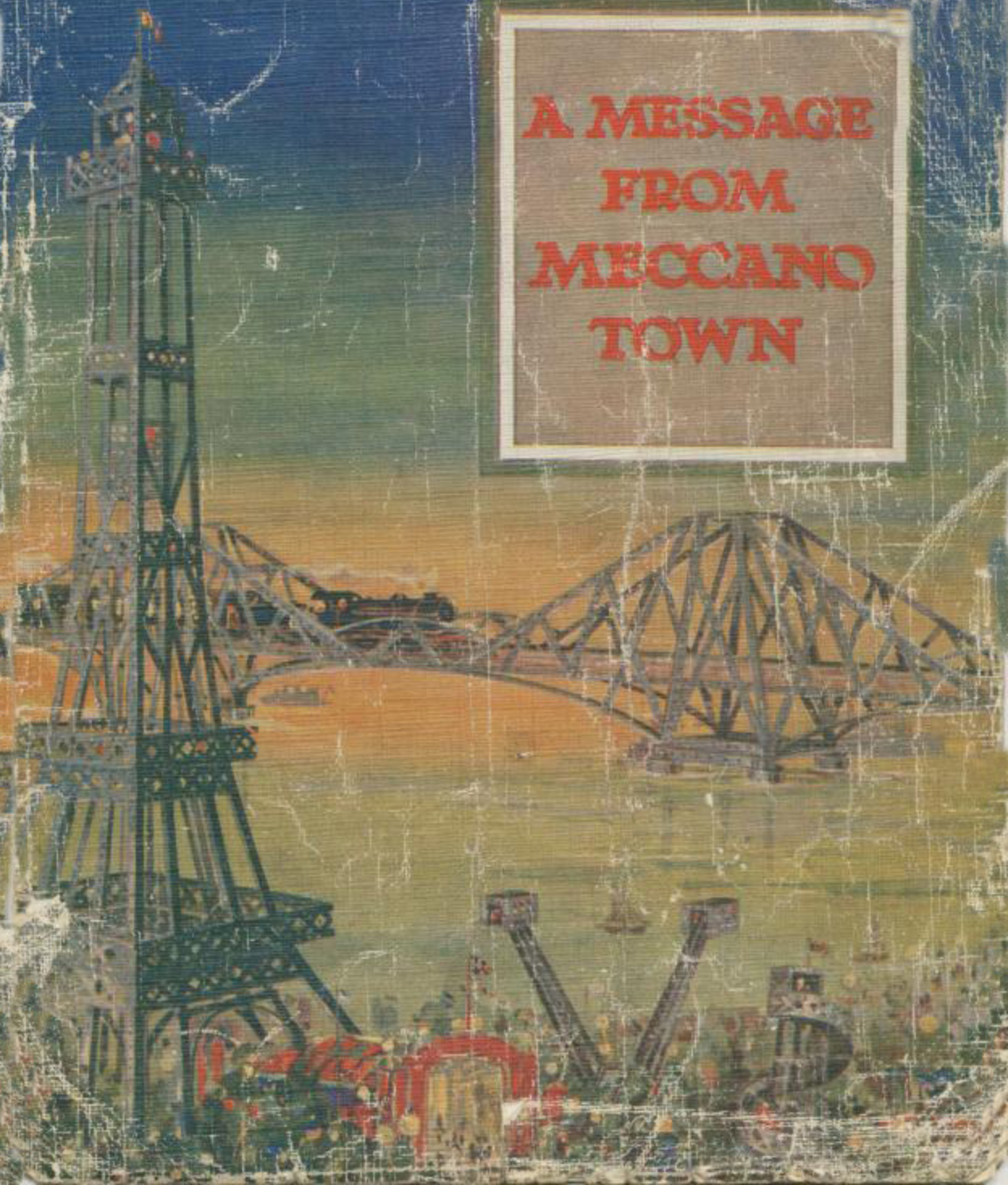


**A MESSAGE
FROM
MECCANO
TOWN**



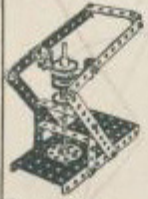
Published by
MECCANO LTD.
LIVERPOOL




Pit Head Gear



Fire Escape



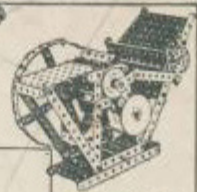
Punching Machine



Eiffel Tower



Caterpillar and Gun




Printing Machine



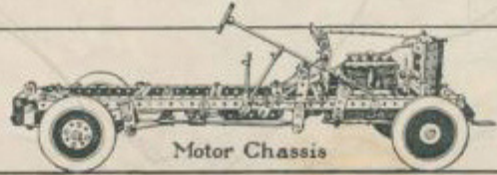
Girder Crane



Letter Balance



Crane



Motor Chassis

MECCANO

WHEN a boy takes up Meccano he begins his life afresh in a land of pleasure and brightness. A Meccano boy's life is different from the life of any other boy. He is a member of a great community of a million other boys, all friends, all with interests, pleasures and work in common. They live in a wonderful world of their own. They have their own newspaper, their clubs and meeting places. They are members of a Guild of boys who have sworn to extend the hand of friendship to each other, to play and work together, and to live clean and upright lives. They have their badges so that they may recognise and know each other wherever they may meet.

The bond which unites them in such close harmony is Meccano, the building system invented by Frank Hornby twenty years ago, and now brought to an extraordinary state of perfection. This book will tell you all about the Meccano hobby, what it is, and what it will do. If you do not actively pursue this hobby you are missing endless fun and pleasure, and sacrificing the friendship and help of a million other clever and contented boys. You are also depriving the other boys of your friendship and help. They want you and they ask you to join them in their happy pursuits.

MECCANO

Engineering for Boys

The parts of which the Meccano system is composed are illustrated on pages 18, 19 and 20. There are over one hundred different parts, mostly made of steel or brass, and each one has a specified mechanical purpose. The whole of the parts combine to form a complete engineering system and with them practically any movement known to mechanism may be constructed.

The finest machines are used in the manufacture of the Meccano parts, which are all standardised and interchangeable. The steel parts are heavily coated with nickel and the brass parts are finely finished and lacquered.

By employing these parts any boy may build all the hundreds of models shown in the Meccano literature, and make them work—and this without previous knowledge or study. He may build Cranes, Wagons, Bridges, Towers, etc., using the same parts over and over again. A well illustrated Book of Instructions, written in clear and simple language, is furnished to him with his Outfit, and he is in no difficulty at any time.

The training to the eye, brain and hand in erecting Meccano models is very great, but there is also developed a faculty of priceless value to every boy. No Meccano boy is content to build the models just as he finds them; they always have been, always will be, capable of alteration and improvement, and the boy sets to work to do this almost at once. It is a boy's nature to venture into unknown fields, and the Meccano hobby opens up a new and wide world for him to explore. He very soon commences to invent, and new models and designs, the creation of his own brain, make their appearance. Knowing the value of this we give him encouragement by offering prizes for new models, and in the last few years some hundred thousand models have been submitted to us for adjudication, and many hundreds of pounds distributed in prizes to capable boys.

**How
to
Begin** For convenience Meccano parts are sold in seven different sized Outfits, numbered 0 to 6. There is no difference in the quality or finish of the parts in any of the Outfits, but as the latter increase in size, they contain larger quantities and greater varieties of Meccano parts. Each Outfit may be converted into the one higher, by the purchase of an Accessory Outfit (see page 8). Thus if a No. 2 is the first Outfit bought, it may be converted into a No. 3 by adding to it a No. 2a. A No. 3a would then convert it into a No. 4, and so on up to No. 6. In this way, no matter what Outfit the boy commences with, he may build it up by degrees to a No. 6, and so be able to make all the many hundreds of models shown in the Books of Instruction.

The separate Meccano parts may be bought at any time in any quantities (see pages 18, 19 and 20).



No. 0 OUTFIT

THE No. 0 Outfit contains a good assortment of Meccano strips, rods, wheels, plates, nuts and bolts, etc., and a special Book of Instructions for building 78 fine working models, including Trucks, Carts of all kinds, Wheel-barrows, Go-chairs, Aeroplanes, Cranes, Swings, Bridges, etc., each a perfect toy, capable of giving hours of fun. All tools, and everything necessary for commencing to build immediately, are included.

No. 0 Outfit

Price 6/-

No. 1 OUTFIT

THIS Outfit is a very popular one. It contains a greater number and a bigger selection of Meccano parts, with which larger models may be built, including fine Cranes, Trucks, Joy-wheels, Roundabouts, Aeroplanes, Wind-mills, etc. A big fully illustrated Book of Instructions is included, which makes everything clear and shows how 105 models can be made with the Outfit.

No. 1 Outfit

Price 10/-





No. 2 OUTFIT

THE fortunate possessor of a No. 2 Outfit is able to build up models of a more complicated and interesting type. Large Cranes, excellent Windmills, well constructed Bridges, Derricks, Mechanical Hammers, etc., all designed on sound engineering principles, with hours of pleasure stored up in each one. This is a splendid commencing Outfit. As in all Meccano Outfits, full instructions for building are provided, everything necessary is included in the Outfit, and there is nothing further to buy. No study is necessary, and the youngest boy can commence to build as soon as he gets his Outfit home.

No. 2 Outfit

Price 20/-

No. 3 OUTFIT

THIS excellent Outfit contains many parts of an advanced engineering type. They include correctly cut gear wheels, worm wheels, pinion wheels, collars with set screws, cranks and strips in greater design and variety. It is a splendid Outfit for a boy who takes a real interest in engineering subjects. The Cranes, Bridges, Motor-cars, etc., which it builds are of a better type, and in addition such excellent models as Level Crossing Gates, Pile Drivers, Inclined Delivery Chutes, Demonstration Scales, Pit Head Gear, etc., may be constructed. It is packed in a stout box with wood sides, and contains the big Book of Instructions showing how to build 196 models.

No. 3 Outfit

Price 30/-





No. 4 OUTFIT

THIS is a fine substantial Outfit containing a big selection of Meccano parts, including contrate wheels, enabling the user to construct reversing gears, etc. Engineering parts of this type greatly improve the working of the models, and make possible a big variety of new movements and mechanisms. Amongst the No. 4 models illustrated in the Manual are Flying Machines, Drilling Machines, Travelling Cranes, Lathes, Girder Cranes, Swivelling and Luffing Jib Cranes, Mechanical Navvy, Hay-lifters, Automatic Weighing Machine, etc. A much larger Book of Instructions is provided with this Outfit, showing how to construct 246 working models.

Meccano Outfit No. 4

Price 50/-



No. 5 OUTFIT

THE No. 5 Outfit is supplied either in a stout carton or in a handsome oak cabinet with lock and key. The contents are the same in each case. The building possibilities are very greatly increased, and fine engineering models including a Printing Machine, Screw-Cutting Lathe, Giant Auto Swing, an improved Pit Head Gear, a Telfer Line, Drop Hammer, Beam Scales, etc., may be constructed with it. A big Book of Instructions is included, showing how to build 277 models. The Carton Outfit is strong and serviceable, the carton itself being well and stoutly made, with partitions for the various parts, and it will last for years. The Cabinet Outfit is a very handsome one, made of oak, French-polished, and with the words "Meccano No. 5 Outfit" in gold letters. This Outfit makes a splendid present.

Meccano Outfit No. 5

Price (packed in well-made carton)	70/-
Price (packed in superior oak cabinet with lock and key)	100/-



No. 6 OUTFIT

THE No. 6 Meccano Outfit contains a very fine range of Meccano parts. It makes possible all the models of the earlier Outfits, and many more, including a Big Wheel, Beam Engine, Stone-Sawing Machine, Jack Knife Bridge, Escalator, Planing Machine, Radial Travelling Crane, Tower Bridge, Meccanograph, etc.—323 Models in all. Some of the models stand several feet high, and they represent the genius of generations of engineering and mechanical experts. No greater benefit could be conferred upon any boy than to make him a present of this Outfit. It will give him a sound knowledge of all the great engineering feats of the world, and will cause him to take a deeper interest in one of the most attractive sides of life. If he intends to pursue an engineering career it is an indispensable part of his education, and will make his initiation into an intricate subject easy and pleasant.

Meccano Outfit No. 6

Price (packed in superior oak cabinet, fitted with lock and key) ... 130/-



MECCANO ACCESSORY OUTFITS

OUR illustration shows a specimen of one of the Meccano Accessory Outfits. As we have already explained, these Outfits connect the main Outfits from No. 0 to No. 6, making it possible for a boy who commences with one of the earlier Outfits to build up his equipment by easy stages, until he is the possessor of parts which cover the entire system.

Meccano Accessory Outfits

No. 0a converting a	No. 0 into	No. 1	5/-
No. 1a	"	No. 1	"	No. 2	11/-
No. 2a	"	No. 2	"	No. 3	12/-
No. 3a	"	No. 3	"	No. 4	22/-
No. 4a	"	No. 4	"	No. 5	17/6
No. 5a	"	No. 5	"	No. 6 (Carton)	65/-
No. 5a	"	No. 5	"	No. 6 (Wood)	95/-

MECCANO MANUALS OF INSTRUCTIONS



THERE are three Meccano Manuals of Instruction, and no Meccano boy is properly equipped unless he has them both. Book No. 1 is the regular Manual which goes with the main Meccano Outfits, and it contains illustrations and full instructions for making 323 fine models. Some of these models have been designed by our own staff of experts, and others are prize-winning models contributed by Meccano boys, from every country in the world. Price, 2/6 (postage 3d. extra).

Books Nos. 2 and 3 contain illustrations and instructions for building a large number of entirely new models, very many of them prize-winners. The Eiffel Tower and Transporter Bridge are imposing models of great beauty, whilst the High Speed Ship Cooler, Vertical Drill and Punching Machine are interesting models for those fond of mechanism. Many fine models may be made with the smaller Outfits, and a series of simple scientific experiments carried out, including Triangle of Forces and Inclined Plane. Any boy can make these, and they impart much useful knowledge. Price, 1/3 each (postage 2½d. extra).

MECCANO INVENTOR'S ACCESSORY OUTFITS



Meccano Inventor's Accessory Outfit "A"

THE Inventor's Accessory Outfit "A" contains four large Pulley Wheels, 3" in diameter, new Gear Wheels, a supply of Washers, Sprocket Wheels and Sprocket Chain for giving a positive drive to Meccano models, and a supply of the popular Meccano braced girders, which give a very fine finish to Meccano models.

Price 10/-



Meccano Inventor's Accessory Outfit "B"

THE Inventor's Accessory Outfit "B" contains a magnificent assortment of new parts, including Bevel Gears, 1" Gear Wheels, Flat Plates, Octagonal and Strip Couplings, Triangular Plates, Screwed Rods, Curved Strips, Rack Strips, Hinges, Buffers and Couplings for constructing trains. Every boy who is interested in Engineering subjects will find this Outfit of the greatest service to him, providing him with new movements, and considerably extending the scope of his experiments.


Price 25/-

VERTICAL STEAM ENGINE


A FINELY finished steam engine of superior workmanship. Each one is carefully tested. Oxidised brass boiler, stationary cylinder, eccentric reversing gear; whistle, spring safety-valve, etc., cast base; fittings nickelled and finely finished. Dimensions of boiler, 2½ in. diameter by 3¼ in. long.

Price 27/6 each






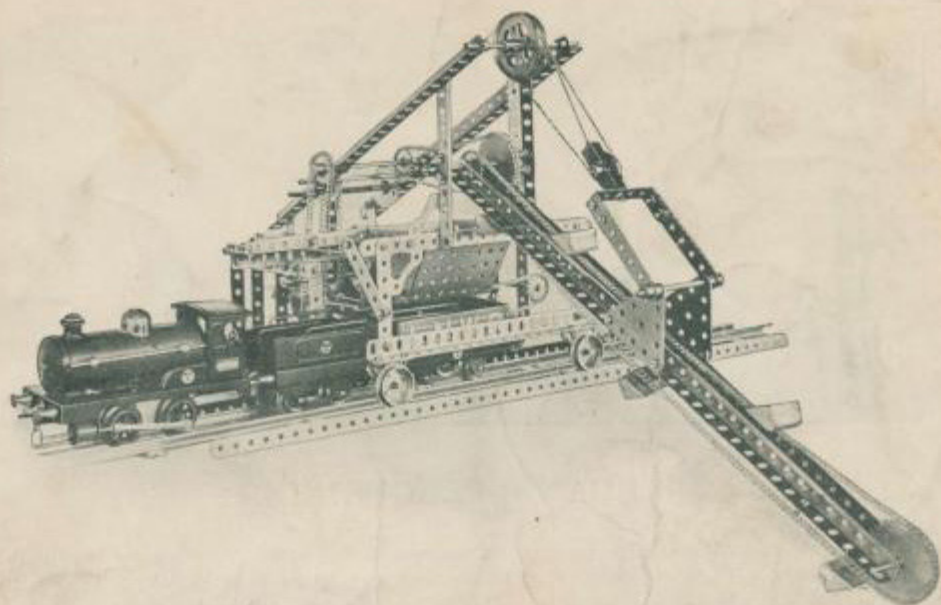
Hydraulic Crane




Revolving Crane




Motor Chassis




Mechanical Dredger



Theodolite



Signal Gantry



MECCANO ELECTRIFIED

THE application of electricity to the Meccano system has added a further and wonderful charm. What could be more fascinating and instructive than making a Loco with Meccano, fixing the Meccano Electric Motor inside, wiring up the Accumulator, and turning on the current from your own switchboard, making the loco start, pick up speed, slow down and come to a stop, or running it through tunnels, over bridges and into sidings. Or fixing up a Ware-


house with several floors, and an elevator worked by electricity, loading up goods and transferring them from one floor to another. Or making a real Morse signalling apparatus, for signalling messages just as does a regular telegraph operator. Or building a mechanical Crane for raising and lowering loads by electricity. Or constructing your own electric Lamp, Induction Coil, and a score of other things. All these things can be done with Meccano, and the Electric side of the hobby is developing rapidly. These new Electrical Outfits contain all the electrical accessories and fittings necessary to make the full range of experiments, with a well illustrated Book of Instructions which makes everything simple. To the boy who already possesses a Meccano outfit, these Electrical sets are a great boon.



Meccano Electrical Accessory Outfits

Prices :—X1 (containing electrical parts, without motor or accumulator) 12s. 6d.
 X2 (containing a Meccano Motor, 4-volt accumulator and electrical parts)... .. £2 10 0

MECCANO MOTORS



ALL the Meccano models may be made to work by hand, but it adds greatly to the fun of the hobby if the models are operated in a realistic way by means of a motor. Both the Meccano Clockwork and Electric Motors are specially designed to build into Meccano models, and, in fact, they may be said to be part of the system itself. They are pierced with the regular Meccano equidistant holes, and they fit smoothly into position, giving no trouble and a great deal of extra pleasure.

MECCANO CLOCKWORK MOTOR


THIS is a splendid piece of mechanism, simple, powerful, reliable and free from all danger. It is fitted with starting, stopping and reversing levers, and, due to its design, extra gearing made from Meccano parts can be applied to produce greater lifting power. It is very easy to understand, and all its movements are fully explained in the instructions which accompany it.

Meccano Clockwork Motor 12/6

MECCANO ELECTRIC MOTOR

THE use of electricity exercises a great fascination for any intelligent boy, and this motor provides him with the means of running all his models by electricity. It is well designed, simple, strong and free from danger. Suitably geared, it has a lifting-power of more than 30 lbs. It takes four volts, and may be operated either by accumulators, or direct from the main, if a suitable transformer is used. It is provided with a reversing lever, and starting and stopping mechanism. No more powerful or satisfactory toy Electric Motor has ever been designed.

Meccano Electric Motor 17/6



4-VOLT ACCUMULATOR


THIS is a new and excellent type of accumulator which has been adapted to drive the Meccano Electric Motor. It has been subjected to the severest tests and has proved itself to be the most suitable accumulator for use with any type of toy electric motor. It is non-spillable, has remarkable recuperative powers, and will continue to give current when nominally exhausted.

Full instructions are supplied with each accumulator, and any Meccano user who possesses a Meccano Electric Motor will find this Accumulator an invaluable boon.

4-volt Accumulator 21/-



THE HORNBY CLOCKWORK TRAINS




THE No. 1 PASSENGER SET

A most valuable and remarkable new feature of the Hornby Train is that it can be taken to pieces and rebuilt just like a Meccano model. All the parts are standardised, and there is as much fun taking Loco, Tender, Coaches and Wagons to pieces, and rebuilding them as there is in playing with them. Any lost or damaged parts may be replaced with new ones.

The clockwork is a splendid piece of mechanism with accurately cut gears, ensuring smooth running, and the workmanship and finish are of the highest quality. The Loco is fitted with reversing gear, brakes and governor. Loco Tender and Coaches are superb in appearance and finish, enamelled in colours and stoved at a high temperature ensuring great durability.

Gauge 0 in four colours to represent L. & N.W., G.N., Midland and Caledonian Railway systems. Each set contains Loco, Tender, two passenger coaches, and set of rails including a two-foot circle and two straights.

Complete set in brown leather-finished, gold-embossed box ... 33/6



THE No. 1 GOODS SET

Gauge 0 in four colours to represent L. & N.W., G.N., Midland and Caledonian Railway systems. Each Loco fitted with reversing gear, brakes and governor. Each set with Loco, Tender, one Wagon and set of rails, including two-foot circle, and two straights. Superb finish to all parts of train.

Complete set in brown leather-finished, gold-embossed box ... 30/-

No. 1 Hornby Loco	each	13/6	No. 1 Rails, Straight or Curved ... per dozen	6/-
" Tender	"	4/6	" Points (right or left hand) each	5/-
" Passenger Coaches	"	6/6	" Crossings (right or acute angle) "	2/6
" Wagons	"	4/6		

THE HORNBY CLOCKWORK TRAINS



THE No. 2 PULLMAN SET

Loco, Tender and Coaches are built of standardised parts, and any lost or damaged part may be replaced at once by the user. The Loco and Tender measure 17in. in length. The Loco is fitted with superior mechanism, the accurately cut gears ensuring smooth running. Loco, Tender and Coaches are superb in appearance and finish, enamelled in colours and stoved at a high temperature ensuring great durability.

Gauge 0 in four colours to represent the L. & N.W., Midland, G.N. and Caledonian Railway systems. Each set contains Loco, Tender, two Coaches, with set of rails giving a four-foot diameter circle. The Loco is fitted with reversing gear, brakes and governor.

Complete set in brown leather-finished, gold-embossed box, 30/-



THE No. 2 GOODS SET

Gauge 0 in four colours to represent L. & N.W., Midland, G.N. and Caledonian Railway systems. This set contains the same Loco as in Passenger Set, but with two wagons and set of rails giving a four-foot diameter circle. Superb enamel finish to all parts of train. The Loco is fitted with reversing gear, brakes and governor.

Complete set in brown leather-finished, gold-embossed, box ... 57/6

No. 2 Hornby Loco	each	40/-	No. 2 Rails, Straight or Curved	per dozen	6/-
" Tender	"	5/-	" Points (right or left hand)	...	each 5/-
" Passenger Coaches	"	16/-	" Crossings (right or acute angle)	"	2/6
" Wagons	"	4/6			

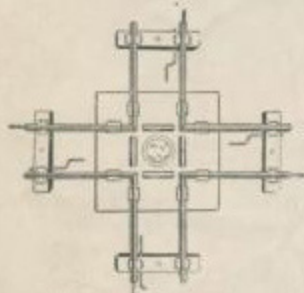
COVERED LUGGAGE VAN

Gauge 0.—Built of standardised parts and suitable for either No. 1, or No. 2 sets. May be taken to pieces and rebuilt. Length 6 ins., Height $3\frac{1}{2}$ ins.

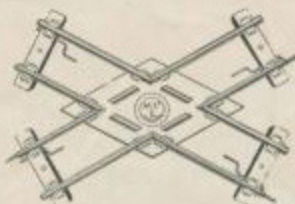
Price 6/- each



POINTS AND CROSSINGS FOR HORNBY TRAINS



Right angle Crossings
Price 2/6 each



Acute angle Crossings
Price 2/6 each



Points (right or left hand)
for 2 ft. diam. Price 5/- each

Points (right or left hand)
for 4 ft. diam. Price 5/- each

It should be carefully noted that both crossings and points are Gauge 0 and are for use only with the rails supplied with 1921-2 model Hornby Trains, and that they are not adaptable to last year's rails. The improved rails are slightly higher and a larger diameter pin is used for holding the rails together.

TIN PRINTED CLOCKWORK TRAINS



STRONGLY built, with reliable clockwork mechanism. One size only, Gauge 0. Each set contains Loco, Tender and two Passenger Cars, printed in close imitation of the colours of the railway companies' rolling stock, with sets of Rails, including a circle and two straights. In L. & N. W., Midland and G.N. colours. The locos are fitted with reversing gear, brakes and regulators.

Complete set, well boxed 20/-

Locos	each	12/6	Carrriages	each	1/9
Tenders	"	1/9	Rails, straight or curved...	...	per dozen	6/-		



THE MECCANO MAGAZINE

THE Meccano Magazine was first published in 1916, at the urgent request of thousands of boys throughout Great Britain. It is the official organ of the Meccano Guild and its pages contain announcements of the many Meccano Competitions which are run each year, and lists of awards, announcements of new parts, new models, bright articles on Meccano, engineering, and other subjects; essays by Meccano boys, helpful hints, correspondence and replies to boys' letters by the Editor. A copy will be sent free to any new Meccano boy asking for it, and it is mailed regularly to subscribers. It is issued every two months and the subscription is 6d. for six issues, or 1s. for twelve issues. It may also be purchased from regular Meccano dealers at a cost of 1d. per copy.

THE MECCANO GUILD

This is the little enamelled badge which shows that the wearer has joined up with all the other Meccano boys in Great Britain for more fun, more friends, good fellowship and mutual help. Each member of the Meccano Guild is granted one of these badges when he joins, and he at once becomes the acknowledged friend of every other Meccano boy throughout the world.



The Guild Badge

Any boy possessing a Meccano Outfit may join the Guild. Send for full particulars of the Meccano Guild and a form of application to The Secretary, Meccano Guild, Binns Rd., Liverpool.


MECCANO CLUBS.—There are now Meccano Clubs in most towns, run by enthusiastic Meccano boys and guided by adult Club Leaders, holding regular meetings, fine exhibitions, giving concerts, and generally enjoying themselves in ways in which boys delight. They are all affiliated to the Meccano Guild, whose officials tell the boys how to form and run the Clubs, so as to make them successful.

The Meccano Guild Secretary, Binns Road, Liverpool, will let you know if there is a Meccano Club in your town, and if you write to him he will give you a deal of interesting information about this great world-wide boys' movement.

£250 IN PRIZES FOR MECCANO USERS

THERE is a big Prize Contest now running which every user of Meccano can enter. We are offering Prizes to the value of £250 for the best new models made from Meccano parts. There are no restrictions or entrance fees, and every boy with an idea for a new model stands a good chance of winning one of the hundreds of prizes. There are three sections to the Competition; the first for boys up to the age of 10, the second for boys between 10 and 14, and the third for boys over 14 years of age. You can obtain your Entry Form from your regular dealer, or we will mail one to you on request.

MECCANO ACCESSORY PARTS.




No.		s.	d.
1.	Perforated Strips, 12 $\frac{1}{2}$ " long, $\frac{1}{4}$ doz.	1	3
1A.	" " 9 $\frac{1}{2}$ " " " "	1	0
2.	" " 5 $\frac{1}{2}$ " " " "	0	9
2A.	" " 4 $\frac{1}{2}$ " " " "	0	7
3.	" " 3 $\frac{1}{2}$ " " " "	0	5
4.	" " 3" " " "	0	4
5.	" " 2 $\frac{3}{4}$ " " " "	0	4
6.	" " 2" " " "	0	4
6A.	" " 1 $\frac{1}{2}$ " " " "	0	3



7.	Angle Girders, 24 $\frac{1}{2}$ " long	each	0	9
7A.	" " 18 $\frac{1}{2}$ " " " "	"	0	7
8.	" " 12" " " "	$\frac{1}{2}$ doz.	2	3
8A.	" " 9 $\frac{1}{2}$ " " " "	"	1	9
9.	" " 5 $\frac{1}{2}$ " " " "	"	1	3
9A.	" " 4" " " "	"	1	0
9B.	" " 3 $\frac{1}{2}$ " " " "	"	0	10
9C.	" " 3" " " "	"	0	9
9D.	" " 2 $\frac{1}{2}$ " " " "	"	0	8
9E.	" " 2" " " "	"	0	7
9F.	" " 1 $\frac{1}{2}$ " " " "	"	0	6



10.	Flat Brackets	$\frac{1}{2}$ doz.	0	3
11.	Double Brackets	each	0	1
12.	Angle Brackets	doz.	0	6
12A.	" " 1"	each	0	2



13.	Axle Rods, 11 $\frac{1}{2}$ " long	each	0	5
13A.	" " 8" " " "	"	0	3
14.	" " 6" " " "	"	0	2
15.	" " 5" " " "	"	0	2
15A.	" " 4 $\frac{1}{2}$ " " " "	"	0	2
16.	" " 3 $\frac{1}{2}$ " " " "	"	0	1
16A.	" " 2 $\frac{1}{2}$ " " " "	"	0	1
17.	" " 2" " " "	"	0	1
18A.	" " 1" " " "	"	0	1
19.	Crank Handles	doz.	0	3



19A.	Wheels, 3" diam. with set screws,	each	9d.
------	-----------------------------------	------	-----



20.	Flanged Wheels	each	9d.
-----	----------------	------	-----



(19B)



(21)



(22A)

No.	Pulley Wheels.	s.	d.
19B.	3" diam. with centre boss and set screw	each	1 0
20A.	2" " " " " "	"	0 9
21.	1 $\frac{1}{2}$ " " " " " "	"	0 9
22.	1" " " " " "	"	0 6
23A.	$\frac{1}{2}$ " " " " " "	"	0 6
22A.	1" " without " " "	"	0 3
23.	$\frac{1}{2}$ " " " " " "	"	0 2



(24)



(25)



(27)

24.	Bush Wheels	each	0	8
25.	Pinion Wheels $\frac{1}{4}$ " diam.	"	1	3
26.	" " $\frac{1}{2}$ " " "	"	0	9



(28)



(30)



(31)

27.	50 teeth to gear with $\frac{1}{2}$ " pinion,	each	0	10
27A.	56 " " " " "	"	1	0
28.	Contrate Wheels $1\frac{1}{2}$ " diam.,	"	1	3
29.	" " $1\frac{1}{4}$ " " "	"	1	0
30.	Bevel Gears	"	1	6
31.	Gear Wheels, 1", 40 teeth,	"	1	9

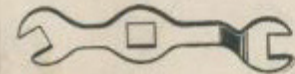


(32)



(33)

32.	Worm Wheels	each	0	10
33.	Pawls (complete)	"	0	5
33A.	Pivot Bolts with Nuts	"	0	2



(34)



(35)

34.	Spanners	each	0	3
35.	Spring Clips	per box (doz.)	0	6
36.	Screw Drivers	each	0	3
36A.	" " (Special)	"	1	9

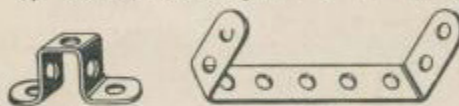
ACCESSORY PARTS—Continued.




No.	Description	per box (doz.)	s.	d.
37.	Nuts and Bolts ..	per box (doz.)	0	6
37A.	Nuts ..	"	0	3
37B.	Bolts ..	"	0	4
38.	Washers ..	"	0	2
40.	Hanks of Cord ..	2 for	0	3
41.	Propeller Blades ..	per pair	0	6



43.	Springs ..	each	0	2
44.	Cranked Bent Strips ..	"	0	2



45.	Double Bent Strips ..	each	0	2
46.	Double Angle Strips, $2\frac{1}{2}'' \times 1''$..	"	0	3



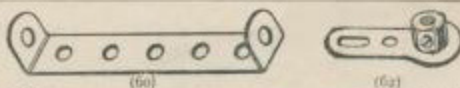
50.	Eye Pieces ..	each	0	2
52.	Perforated Flanged Plates, $3\frac{1}{2}'' \times 2\frac{1}{2}''$..	0	6	
52A.	Flat Plates ..	$5\frac{1}{2}'' \times 3\frac{1}{2}''$	0	5



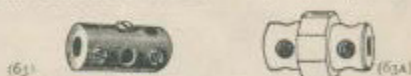
53.	Perforated Flanged Plates, $3\frac{1}{2}'' \times 2\frac{1}{2}''$..	each	0	5
53A.	Flat Plates, $4\frac{1}{2}'' \times 2\frac{1}{2}''$..	"	0	4
54.	Perforated Flanged Sector Plates, each	0	5	
55.	" Strips, slotted $5\frac{1}{2}''$ long ..	0	2	
56.	Instruction Manuals, No. 1 ..	2	6	
56A.	" " " No. 2 ..	1	3	
56B.	" " " No. 3 ..	1	3	



57.	Hooks ..	each	0	1
57A.	(scientific) ..	"	0	1
58.	Spring Cord ..	per length	1	0
59.	Collars and Set Screws ..	each	0	3



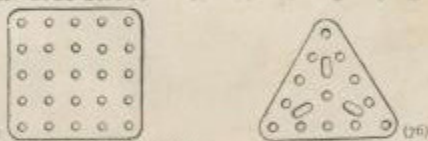
No.	Description	each	s.	d.
60.	Double Angle Strips, $2\frac{1}{2}'' \times 1''$..	0	1	
60A.	" " " $2\frac{1}{2}'' \times 1''$..	0	1	
60B.	" " " $3\frac{1}{2}'' \times 1''$..	0	2	
60C.	" " " $5\frac{1}{2}'' \times 1''$..	0	3	
60D.	" " " $4\frac{1}{2}'' \times 1''$..	0	3	
61.	Windmill Sails ..	"	0	3
62.	Cranks ..	"	0	6
62A.	Threaded Cranks ..	"	0	6




63.	Couplings ..	each	0	9
63A.	Octagonal Couplings ..	"	0	9



63B.	Strip Couplings ..	each	0	9
63C.	Threaded Couplings ..	"	0	9
64.	Threaded Bosses ..	"	0	3
65.	Centre Forks ..	"	0	3
66.	Weights, 50 gramme ..	"	0	6
67.	" 25 ..	"	0	4
68.	Woodscrews, $\frac{1}{4}''$..	doz.	0	3
69.	Set Screws ..	"	0	4
69A.	Grub Screws ..	"	0	4



70.	Flat Plates, $5\frac{1}{2}'' \times 2\frac{1}{2}''$..	each	0	5
72.	" $2\frac{1}{2}'' \times 2\frac{1}{2}''$..	"	0	3
76.	Triangular Plates, $2\frac{1}{2}''$..	"	0	2
77.	" " " 1" ..	"	0	1



78.	Screwed Rods, 11 $\frac{1}{2}''$..	each	1	0
79.	" " " 8" ..	"	0	9
79A.	" " " 6" ..	"	0	7
80.	" " " 5" ..	"	0	6
80A.	" " " 3 $\frac{1}{2}''$..	"	0	5
80B.	" " " 4 $\frac{1}{2}''$..	"	0	6
81.	" " " 2" ..	"	0	3
82.	" " " 1" ..	"	0	2



89.	Curved Strips, $5\frac{1}{2}''$..	each	0	2
90.	" " " $2\frac{1}{2}''$..	"	0	1



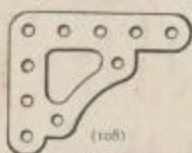
94.	Sprocket Chain ..	per yard	1	0
-----	-------------------	----------	---	---

ACCESSORY PARTS—Continued.


No.			s.	d.
95.	Sprocket Wheels, 2" diam.	each	0	6
95A.	" " 1½"	"	0	5
96.	" " 1"	"	0	4
96A.	" " ¾"	"	0	3



97.	Braced Girders, 3½" long	½ doz.	0	9
98.	" " 2½"	"	0	6
99.	" " 1½"	"	1	9
99A.	" " 9½"	"	1	6
100.	" " 5½"	"	1	0
101.	Healds, for looms	..doz.	0	9
102.	Single Bent Strips	each	0	2
103.	Flat Girders, 5½" long	..	0	2
103A.	" " 0½"	..	0	3
103B.	" " 12½"	..	0	4
104.	Shuttles, for looms	"	4	0
105.	Reed Hooks	"	0	3
106.	Cloth Rollers	"	1	3
106A.	Sand	"	1	6
107.	Tables for Designing Machines	..	1	0



108.	Architraves	..	each	0	3
109.	Face Plates, 2½" diam.	..	"	0	6



110.	Rack Strips, 3½"	..	each	0	3
------	------------------	----	------	---	---



111.	Bolts, ½"	..	each	0	1
111A.	" " ¼"	..	2 for	0	1
112.	Double Angle Strips, 2½" x 1½"	..	0	3	
112A.	" " 3" x 1½"	..	0	3	




113.	Girder Frames	..	each	0	4
------	---------------	----	------	---	---



114.	Hinges	..	per pair	0	7
115.	Threaded Pins	..	each	0	2



No.			s.	d.	
120.	Buffers	..	each	0	2
121.	Train Couplings	..	"	0	6
122.	Miniature Loaded Sacks	..	"	0	2



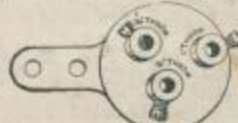
123.	Cone Pulleys	..	each	1	6
124.	Reversed Angle Brackets, 1" x 1"	..doz.	0	10	
125.	" " ½" x ½"	..	0	7	



126.	Trunnions	..	each	0	3
126A.	" flat	..	"	0	2



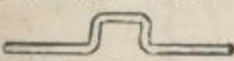
127.	Simple Bell Cranks	..	each	0	3
128.	Boss Bell Cranks	..	"	0	6



129.	Rack Segments, 3" diam.	..	each	0	6
130.	Triple Throw Eccentrics	..	"	1	3



131.	Dredger Buckets	..	each	0	2
132.	Flywheels, 2½" diameter	..	"	2	3
133.	Corner Brackets	..	"	0	3



134.	Crank Shafts, 1" stroke	..	each	0	3
------	-------------------------	----	------	---	---



MECCANO BOYS
ARE KEEN, AMBITIOUS AND INVENTIVE

NO boy who follows the Meccano hobby can be a bad boy. It keeps him keen, alert and intensely interested, teaches him to invent, quickens his thinking capacities, and teaches him considerable manual dexterity. It also teaches him to be orderly and careful, because he is handling accurately made and highly-finished parts, which must be kept in an orderly fashion. Meccano has come to be recognised in many thousands of homes throughout the country as a necessary and essential part of a boy's training. Any parent or relative who is interested in the bringing-up or welfare of boys will do well to study carefully the possibilities which Meccano provides.

