

1926



TO THE BEST TOY-SHOP IN TOWN



THE TOY BOX
High Street, VENTNOR

Good News!

THE NEW MECCANO

Coloured Parts - Bigger Outfits - New Models

Meccano—25th Anniversary

The year 1926 not only marks the completion of a quarter of a century of successful Meccano progress but also marks another important development in Meccano history—THE NEW MECCANO.

Meccano in Colours

Meccano, already known as the greatest constructional system in the world, has this year an additional attraction—the Plates, Braced Girders, etc., are beautifully enamelled in bright colours. Thus, not only is it now possible for you accurately to reproduce big engineering structures in model form, but you can also satisfy your artistic taste and introduce colour and sparkle into your New Meccano models, making them more realistic than ever.

Hundreds of Models in Colours

The New Meccano coloured parts may be used in hundreds of models. To all they bring a delightful charm and enhance the appearance of even the simplest models, and this effect is gained without sacrificing any of the perfect engineering qualities of the Meccano system. If you already have Meccano you can add the coloured parts to your Outfit and bring it up to date.

THE NEW MECCANO



No. 00 Outfit

THE No. 00 Outfit is specially adapted to the requirements of very young boys. An Instruction Sheet, showing how 42 simple models may be constructed, is included in the Outfit. This fine range of models includes Trucks, Barrows, Jib and Swivelling Cranes, Potter's Wheel, Windmill, etc., and the coloured parts of the New Meccano may be used with splendid effect in all.

Price 3/6

A No. 00A Accessory Outfit costing 1/6 will convert a No. 00 into a No. 0 Outfit.




The models illustrated above are a selection of those that can be made with a No. 00 Outfit.

No. 0 Outfit

THE No. 0 Outfit contains a good assortment of nickelled and coloured parts including Strips, Rods, Wheels, Plates, Nuts, Bolts, etc., and a special Book of Instructions for building 70 fine working models. The models include Signals, Cranes, Drilling, Sawing, Stamping and Punching Machines, Trucks and a variety of others, each a perfect toy, capable of providing hours of fun. Everything necessary for commencing to build immediately is included.

Price 5/-

A No. 0A Accessory Outfit costing 4/- will convert a No. 0 into a No. 1 Outfit.



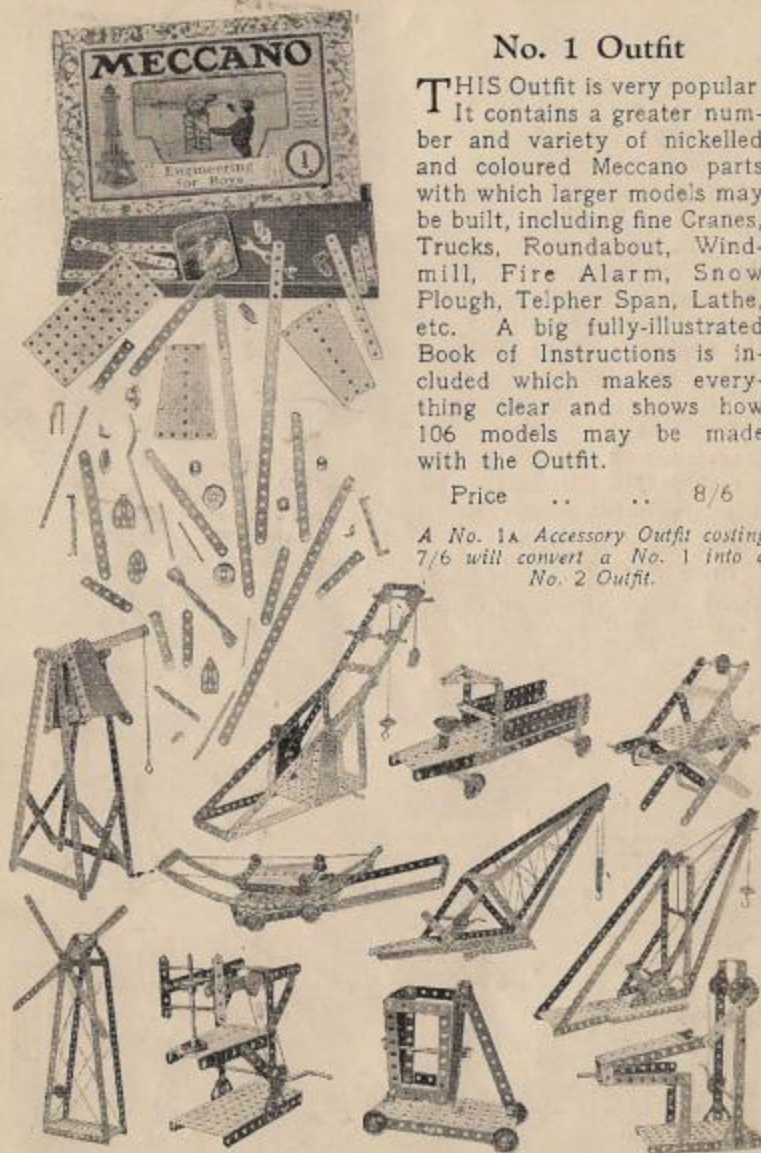
The models illustrated above are a selection of those that can be made with a No. 0 Outfit.

No. 1 Outfit

THIS Outfit is very popular. It contains a greater number and variety of nickelled and coloured Meccano parts with which larger models may be built, including fine Cranes, Trucks, Roundabout, Windmill, Fire Alarm, Snow Plough, Telfer Span, Lathe, etc. A big fully-illustrated Book of Instructions is included which makes everything clear and shows how 106 models may be made with the Outfit.

Price 8/6

A No. 1A Accessory Outfit costing 7/6 will convert a No. 1 into a No. 2 Outfit.




The models illustrated above are a selection of those that can be made with a No. 1 Outfit.

No. 2 Outfit

THE fortunate possessor of a No. 2 Outfit is able to build up models of a more complicated and interesting type, including large Cranes, Gangways, Motor-Wagons, Roundabouts, Monoplane, Turntable, Mechanical Hammer, etc., all designed on sound engineering principles and made beautiful by the use of the new coloured parts. As in all Meccano Outfits, full instructions for building are provided, everything requisite is included in the Outfit, and there is nothing further to buy.

Price 15/-

A No. 2A Accessory Outfit costing 8/6 will convert a No. 2 into a No. 3 Outfit.



The models illustrated above are a selection of those that can be made with a No. 2 Outfit.

No. 3 Outfit

THIS excellent Outfit contains many Meccano parts, both nickelled and coloured, of an advanced engineering type. It is a splendid Outfit for a boy who takes a real interest in engineering subjects. The Cranes and Bridges that it builds are of a better type, and in addition such excellent models as the Tower Wagon, Flax Cleaner, Oscillating Steam Engine, Wire Rope Maker, Pit Head Gear, etc., may be constructed. It is packed in a stout box and includes a big Book of Instructions showing how to build 206 models.

Price 22/6

A No. 3A Accessory Outfit costing 18/6 will convert a No. 3 into a No. 4 Outfit.




The models illustrated above are a selection of those that can be made with a No. 3 Outfit.

No. 4 Outfit

THIS is a fine substantial Outfit containing a larger selection of nickelled and coloured Meccano parts. Amongst the No. 4 models illustrated in the Book of Instructions are Travelling and Girder Cranes, Swivelling and Luffing Jib Cranes, Cable Railway, Swing Bridge, Sextant and Theodolite, Wire Rope-making machine, etc. The Book of Instructions provided with this Outfit is much larger and shows how 268 models may be constructed.

Price 40/-

A No. 4A Accessory Outfit costing 15/- will convert a No. 4 into a No. 5 Outfit.



The models illustrated above are a selection of those that can be made with a No. 4 Outfit.

No. 5 Outfit

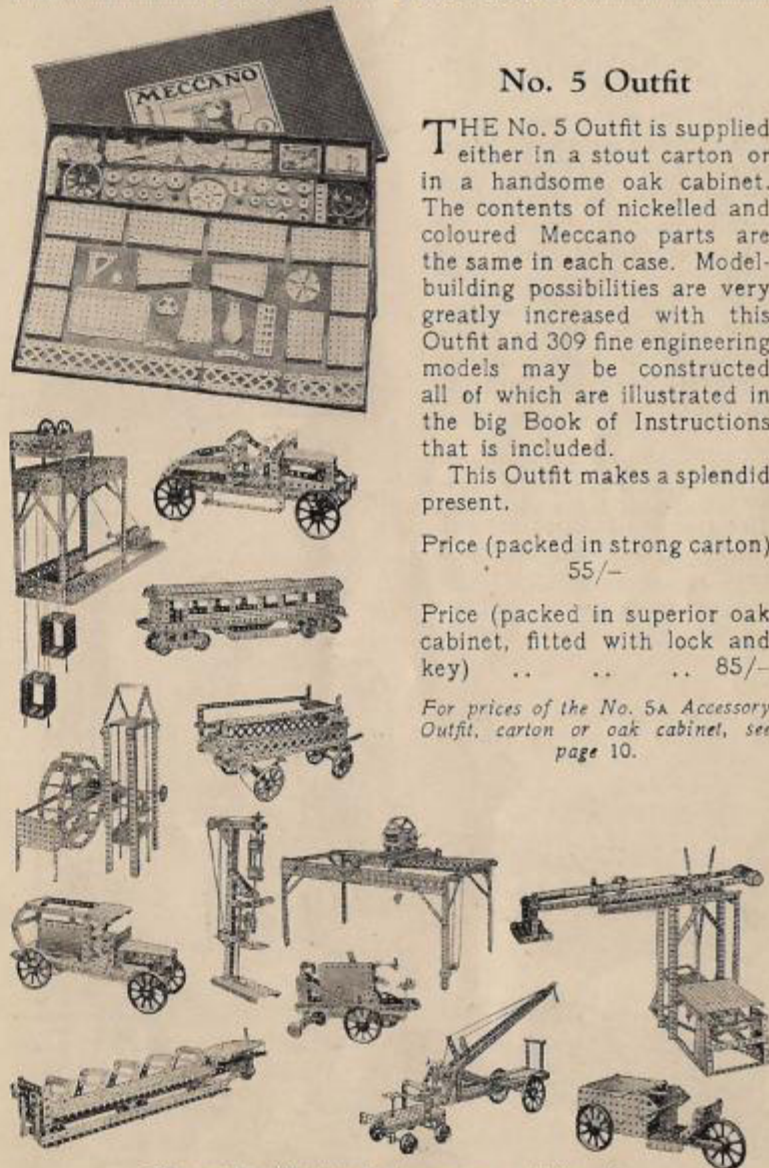
THE No. 5 Outfit is supplied either in a stout carton or in a handsome oak cabinet. The contents of nickelled and coloured Meccano parts are the same in each case. Model-building possibilities are very greatly increased with this Outfit and 309 fine engineering models may be constructed all of which are illustrated in the big Book of Instructions that is included.

This Outfit makes a splendid present.

Price (packed in strong carton) 55/-

Price (packed in superior oak cabinet, fitted with lock and key) 85/-

For prices of the No. 5A Accessory Outfit, carton or oak cabinet, see page 10.



The models illustrated above are a selection of those that can be made with a No. 5 Outfit.


No. 6 Outfit

THE No. 6 Meccano Outfit is supplied either in a stout carton or in a handsome oak cabinet with lock and key. With it may be constructed all the models of the earlier Outfits, and many more, 359 in all. No greater benefit could be conferred upon any boy than to make him a present of such an Outfit as this.

Price (packed in stout carton) 105/-

Price (packed in superior oak cabinet, fitted with lock and key) 140/-

For prices of the No. 6A Accessory Outfit, carton or oak cabinet, see page 10.



The models illustrated above are a selection of those that can be made with a No. 6 Outfit.

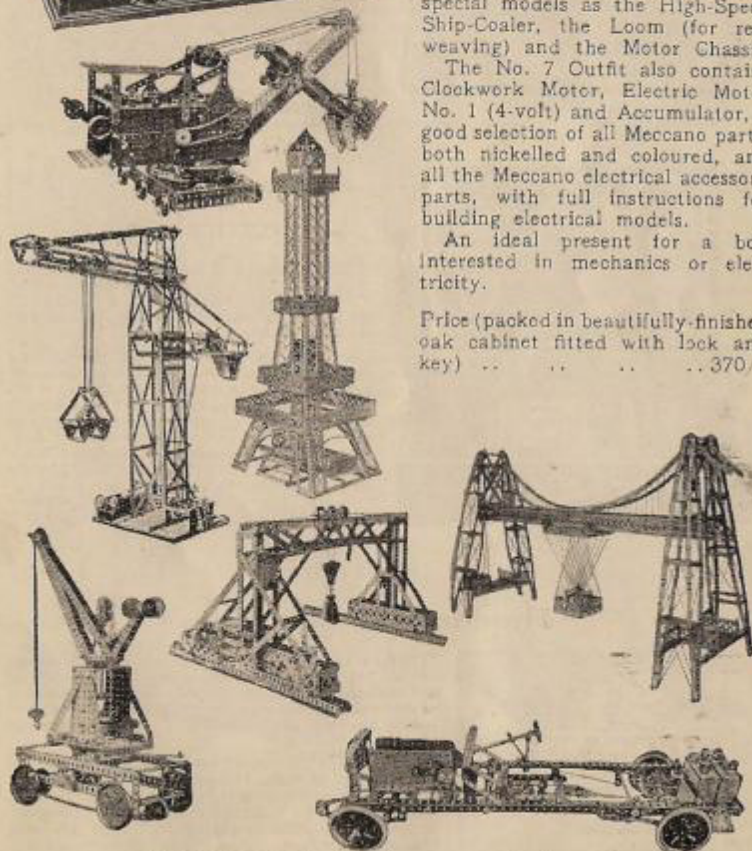
No. 7 Outfit

THIS is a complete and comprehensive Outfit, containing all Meccano parts necessary to build each of the models in the new big Manual of Instructions, including Stiff Leg Derrick, Meccanograph, Eiffel Tower, Transporter Bridge, Forth Bridge, Hydraulic Crane, Dredger, etc., as well as such special models as the High-Speed Ship-Coaler, the Loom (for real weaving) and the Motor Chassis.

The No. 7 Outfit also contains Clockwork Motor, Electric Motor No. 1 (4-volt) and Accumulator, a good selection of all Meccano parts, both nickelled and coloured, and all the Meccano electrical accessory parts, with full instructions for building electrical models.

An ideal present for a boy interested in mechanics or electricity.

Price (packed in beautifully-finished oak cabinet fitted with lock and key) 370/-



The models illustrated above are a selection of those that can be made with a No. 7 Outfit.



Accessory Outfits

OUR illustration shows one of the Meccano Accessory Outfits. These Outfits connect the main Outfits from No. 00 to No. 7, making it possible for a boy who commences with one of the earlier Outfits to build up his equipment by easy stages, until he is the possessor of parts that cover the entire system.

MECCANO ACCESSORY OUTFITS.		Price
No. 00a	converting No. 00 into No. 0...	1/6
" 0a	" " 0 " " 1...	4/-
" 1a	" " 1 " " 2...	7/6
" 2a	" " 2 " " 3...	8/6
" 3a	" " 3 " " 4...	18/6
" 4a	" " 4 " " 5...	15/-
" 5a*	" " 5 " " 6...	50/-
" 5a†	" " 5 " " 6...	80/-
" 6a†	" " 6 " " 7...	210/-

* Carton. † Wood.



Electrical Outfit

THE application of Electricity to the Meccano system adds a further and wonderful charm. The joys of model-building are now increased by the fascinating pastime of carrying out delightful electrical experiments.

THE MECCANO ELECTRICAL OUTFIT contains a number of specially designed electrical accessory parts, and, used in conjunction with any of the regular Outfits, enables the user to construct models for making interesting and instructive experiments. These include the Electric Railway, Morse Key, Tapper Key, Buzzer, Electric Lamps, Electric Crane, Induction Coil, Electric Iron, Motor-Starter, etc.


Price 42/-

The Meccano Manuals



THE complete Meccano Manual of Instructions is beautifully illustrated in half-tone throughout and contains all directions necessary for the construction of 391 splendid models. Every Meccano boy should possess a copy of this fine Manual. Price 2/6 (postage 4d. extra).

The Meccano 0-3 Manual comprises a section of the above Complete Manual illustrating the models that may be built with Nos. 0, 1, 2 and 3 Outfits. It gives full instructions for building 206 fine models. Beautiful illustrations in half-tone throughout. Price 1/- each (postage 24d. extra).



No. 1 Motor (4-Volt)


Meccano Motors
Electric Motor No. 1
(4-VOLT)

THIS motor is a most reliable and powerful model and is specially designed to build into Meccano models. It may be run from a 4-volt accumulator or, by employing a suitable transformer, direct from the main. Fitted with reversing motion, provided with stopping and starting controls, and the gearing is interchangeable Price 15/6

Electric Motor No. 2
(100-250-VOLT AC or DC)

THIS Electric Motor may be employed for any purpose for which a small motor is suitable, but it is specially adapted for driving Meccano models. It is designed for connection with the electric-light main (100-120 volts or 200-250 volts, alternating or direct) and a length of flex with an insulating plug and adapter attached is supplied for this purpose. A suitable resistance is required when the motor is run with a 200-250-volt current, and this is supplied by connecting a 60-Watt lamp in series with the motor. A board, on which are mounted a suitable lamp-holder (lamp not included) and a switch, is provided separately Price 32/6


100-250-Volt Motor ... Price 32/6
Lamp Board (with Lamp-Holder and Switch) Price 4/6



No. 2 Motor (100-250-Volt)

Clockwork Motor

THIS is a splendid piece of mechanism, simple, powerful, reliable and free from all danger. It is fitted with starting, stopping, and reversing levers, and all its movements are fully explained in the instructions that accompany it Price 7/6




Clockwork Motor.

Meccano Accumulators


THESE new and excellent types of accumulators have been adapted to drive the Meccano 4-volt Electric Motor. They have remarkable recuperative powers, and will continue to supply current when nominally exhausted. 4-volt 8 amps. ... Price 17/6 4-volt 20 amps. ... Price 25/-

Shafting Standards



THESE Shafting Standards are designed on the Meccano system, with equidistant holes. Our illustration shows how strong and serviceable shafting may be constructed from Meccano parts with the aid of the Large Standard. Standard only, Large Price 1/- small " 6/-


Saw Benches



THIS model Saw Bench is suitable for use with an Electric or Clockwork Motor. By means of the equidistant holes in the base it may be built into a Meccano Model Workshop. Beautifully finished in black enamel and nickel. Price 4/-

HORNBY CLOCKS WORK TRAINS

HORNBY Trains are beautifully finished, strongly made, and will last for ever. The clockwork in each Loco is a splendid piece of mechanism with accurately-cut gears, ensuring smooth running, and the workmanship and finish are of the highest quality. Every train is guaranteed, and you are therefore sure of satisfaction if you buy a Hornby.



Series M, No. 1 Passenger Set

THIS Set contains Loco, Tender, two Pullman Coaches and set of rails. One of the latter is a brake rail by means of which the train may be braked from the track. Richly coloured and well finished; fitted with brake mechanism; non-reversing. Gauge 0.
Series M, No. 1 Passenger Set complete, packed in strong cardboard box Price 7/6

Series M, No. 2 Passenger Set

SIMILAR in every way to the above excepting that it has three Pullman coaches instead of two, and additional rails.
Series M, No. 2 Passenger Set complete, packed in strong cardboard box Price 9/-
M, No. 1 or 2 Loco Price 3/- M, No. 1 or 2 Tender 9d.
M, No. 1 or 2 Pullman Coach Price 1/-



Series M, No. 3 Goods Set

THIS Set comprises Loco, Tender, two Goods Wagons and set of rails. A brake rail is included by means of which the train may be braked from the track. The set is printed in imitation of the colours of the principal British Railway Companies' rolling stock. Each Loco is fitted with brake mechanism. Gauge 0. Non-reversing.
Series M, No. 3 Goods Set complete, packed in strong cardboard box Price 15/-
M, No. 3 Loco Price 8/6 M, No. 3 Tender 9d.
M, No. 3 Wagon Price 1/6



No. 0 Passenger Set

THIS Set contains Loco, Tender, two Passenger Coaches and rails to form either a circle 2-ft. in diameter or an oval 2 ft. in width by 2 ft. 10 in. in length. One of the curved rails is a brake rail by means of which the train may be braked from the track. In colours to represent the L.M.S., L.N.E. or G.W. Railway Companies' rolling stock. Richly enamelled and highly finished; fitted with brake mechanism; non-reversing. The doors of the coaches open. Gauge 0.
Hornby No. 0 Passenger Set complete, packed in strong cardboard box Price 24/-

Guarantee

Hornby Trains are tested and their efficiency is guaranteed.
A form of guarantee is furnished with each loco.

HORNBY CLOCKS WORK TRAINS



No. 0 Goods Set

THIS Goods set is the same as Hornby No. 0 Passenger set but contains one Wagon in place of Passenger Coaches. The Loco and Tenders that represent the L.M.S. and L.N.E.R. Companies' rolling stock are enamelled in black, while those modelled on the rolling stock of the G.W. Railway are enamelled in green. Gauge 0.

Hornby No. 0 Goods Set complete, packed in strong cardboard box Price 17/6
Hornby No. 0 Loco Price 10/6 Hornby Tender 2/6
Hornby Wagon 2/6 Hornby Passenger Coach 3/6



No. 1 Passenger Set

EACH set contains Loco, Tender, and two Coaches, with rails to form either a circle 2-ft. in diameter or an oval 2-ft. in width by 2-ft. 10-in. in length. One of the curved rails is a brake rail by means of which the train may be braked from the track. The Loco is fitted with reversing gear and brake mechanism. In colours to represent the L.M.S., L.N.E. or G.W. Railway Companies' rolling stock. The doors of the Coaches open. Gauge 0.
Hornby No. 1 Passenger Set complete, well boxed Price 27/6



No. 1 Goods Set

THIS set is the same as Hornby No. 1 Passenger set, but contains one Wagon in place of Coaches. The Loco and Tenders of this set that are lettered to represent the L.M.S. and L.N.E.R. Companies' rolling stock are enamelled in black, while those modelled on the rolling stock of the G.W. Railway are enamelled in green.

Hornby No. 1 Goods Set complete, well boxed Price 21/-
Hornby No. 1 Loco Price 13/6 Hornby Tender 2/6
Hornby Wagon 2/6 Hornby Passenger Coach 3/6

Guarantee

Hornby Trains are tested and their efficiency is guaranteed.
A form of guarantee is furnished with each loco.


HORNBY CLOCK WORK TRAINS



No. 2 Pullman Set

A SUPERIOR mechanism has been adopted, making this the most attractive and satisfactory clockwork train yet produced. Each set includes Loco, Tender, and two Pullman Coaches, with set of rails making a 4-ft. diameter circle. The rails include one brake rail by means of which the train may be both braked and reversed from the track. In colours to represent the L.M.S., L.N.E. or G.W. Railway Companies' rolling stock. The Loco is fitted with reversing gear and brake mechanism. Gauge 0.

Hornby No. 2 Pullman Set complete, well boxed	...	Price 60/-
" fitted for Hornby Control and with Control rail	...	" 65/-
No. 2 Hornby Loco, fitted for Hornby Control	...	" 25/-



No. 2 Goods Set

THIS set contains Loco, Tender, and Rails as in No. 2 Pullman set, and two Wagons. The Loco and Tenders of this set that are lettered to represent the L.M.S. and L.N.E.R. Companies' rolling stock are enamelled in black, while those modelled on the rolling stock of the G.W. Railway are enamelled in green.

Hornby No. 2 Goods Set complete, well boxed	...	Price 37/6
Hornby No. 2 Loco	...	Price 22/6
Hornby No. 2 Tender	...	" 3/6
Hornby Pullman Car	...	" 15/-
Hornby Wagon	...	" 2/6



No. 1 Tank Goods Set

THIS set contains a No. 1 Hornby Tank Loco, Hornby Wagon, Petrol Tank Wagon, Brake Van and set of rails to form either a circle 2-ft. in diameter or an oval 2-ft. in width by 2-ft. 10-in. in length. One of the curved rails is a brake rail by means of which the train may be braked from the track.

Supplied with either black or green Loco and lettered to represent the L.M.S., L.N.E. or G.W. Railway Companies' rolling stock. The Loco is fitted with reversing gear and brake mechanism. Gauge 0.

Hornby No. 1 Tank Goods Set, complete, well boxed	...	Price 25/-
Hornby No. 1 Tank Loco	...	Price 12/6
Petrol Tank Wagon	...	" 3/-
Hornby Wagon	...	" 2/8
Brake Van	...	" 4/-

Guarantee

Hornby Trains are tested and their efficiency is guaranteed. A form of guarantee is furnished with each loco.

* See foot of page 16.

HORNBY CLOCK WORK TRAINS



No. 2 Tank Goods Set

THIS set contains a No. 2 Tank Loco, a Hornby Wagon, a Petrol Tank Wagon, a No. 1 Cattle Truck and a Brake Van, with a set of rails to form a circle 4-ft. in diameter. The rails include one brake rail by means of which the train may be both braked and reversed from the track.

Supplied with either black or green Loco and lettered to represent the L.M.S., L.N.E. or G.W. Railway Companies' rolling stock. The Loco is fitted with reversing gear and brake mechanism. Gauge 0.

Hornby No. 2 Tank Goods Set, complete, well boxed	...	Price 45/-
Hornby No. 2 Tank Loco	...	Price 30/-
Petrol Tank Wagon	...	" 3/-
Hornby Wagon	...	" 2/6
No. 1 Cattle Truck	...	" 4/-
Brake Van	...	Price 4/-



No. 2 Tank Passenger Set

THIS set contains a Hornby No. 2 Tank Loco and rails as in the Goods set, but three Passenger Coaches and one Guard's Van are included in place of the wagons and vans.

Hornby No. 2 Tank Passenger Set, complete, well boxed	...	Price 45/-
" fitted for Hornby Control and with Control rail	...	" 50/-
Hornby No. 2 Tank Loco	...	Price 30/-
Hornby Passenger Coach	...	" 3/6
Hornby No. 2 Tank Loco, fitted for Hornby Control	...	" 32/6
Guard's Van	...	Price 3/6

HORNBY TANK LOCOS



No. 1 Tank Loco

A strong and durable Loco capable of any amount of hard work; richly enamelled and highly finished; fitted with brake mechanism and reversing gear.

Gauge 0, in colours to represent the L.M.S., L.N.E. or G.W. Railway Companies' locos. Price ... 12/6

Guarantee

Hornby Trains are tested and their efficiency is guaranteed. A form of guarantee is furnished with each loco.

* See foot of page 16.



No. 2 Tank Loco

THE Hornby No. 2 Tank Loco is a powerful model, embodying all the splendid characteristics of the Hornby Train. It is 10 1/2-in. in length and is fitted at both ends with a four-wheeled bogey.

Beautifully finished in colours to represent the L.M.S., L.N.E. or G.W. Railway Companies' locos. Fitted with reversing gear and brake mechanism. Price 30/-

No. 2 Tank Loco, fitted for Hornby Control ... Price 32/6

HORNBY CLOCK WORK TRAINS



Hornby Metropolitan Train Sets

The Loco and Coaches in these Train Sets are modelled on the electric passenger rolling stock of the Metropolitan Railway. Two different types are available and particulars of the motive power and contents of each are as follows:—

HORNBY METROPOLITAN TRAIN SET No. 2 contains Electric Loco, two Coaches, Resistance Controller, and Electrical Rails. The electric motor in the Loco is operated from a 4-volt Accumulator or from a suitable transformer connected to the main (alternating current only). Gauge 0.

Hornby Metropolitan Electric Train Set No. 2, complete, well boxed Price 95/-
 Metropolitan Electric Loco No. 2 Price 47/6 Metropolitan Coach No. 2 18/-
 Resistance Controller 3/6

* **HORNBY METROPOLITAN TRAIN SET No. 3** contains a powerful Clockwork Loco, two Coaches, and set of rails including a Control rail. The Loco is fitted for Hornby Control and has reversing gear and brake mechanism. Gauge 0.

Hornby Metropolitan Train Set No. 3, complete, well boxed Price 85/-
 Metropolitan Clockwork Loco Price 22/6 Metropolitan Coach No. 3 13/6



Riviera "Blue" Train Sets

This splendid Train Set is a model of the famous express that runs regularly between Calais and the Mediterranean Coast. Two types are available, one with Clockwork Loco and the other with Electric Loco. Particulars are as follows:—

RIVIERA "BLUE" TRAIN SET No. 1 contains Electric Loco, Tender, two Coaches, Resistance Controller and Electrical Rails. The electric motor in the Loco is operated from a 4-volt Accumulator or from a suitable transformer connected to the main (alternating current only). Gauge 0.

Riviera "Blue" Train Set No. 1, complete, well boxed Price 85/-
 "Blue" Train Loco No. 1 Price 37/6 "Blue" Train Tender No. 1 4/6
 "Blue" Train Coach No. 1 16/6 Resistance Controller 3/6

* **RIVIERA "BLUE" TRAIN SET No. 2** contains a powerful Clockwork Loco, Tender, two Coaches and set of rails including a Control rail. The Loco is fitted for Hornby Control and has reversing gear and brake mechanism. Gauge 0.

Riviera "Blue" Train Set No. 2, complete, well boxed Price 70/-
 "Blue" Train Loco, No. 2 Price 27/6 "Blue" Train Tender No. 2 4/6
 "Blue" Train Coach No. 2 16/6

THE HORNBY CONTROL SYSTEM

All boys who make a hobby of Hornby Miniature Railway construction will welcome the latest development—the Hornby Control System. This system enables you to manipulate the Signals and Points, and to control the starting and stopping of your train entirely by the levers in the Signal Cabin. A folder is now available entitled "The Hornby Control System" which gives full details, and a copy will be sent, post free, on request.

STATION PLATFORMS

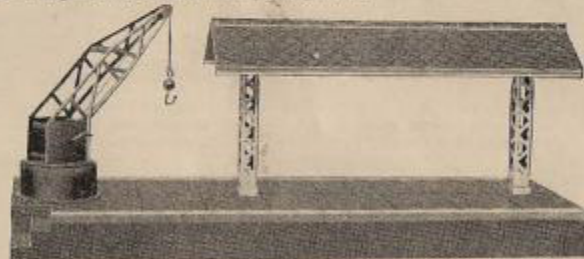
Hornby Series

Gauge 0




Railway Station

Excellent model, beautifully designed and finished. Built up with three detachable sections. Dimensions: Length 2-ft. 9-in., breadth 6-in., height 7-in. Price 12/6



Goods Platform


Length 16½-in., height 6½-in., width 6-in. The crane at the end of the platform revolves on its base and is fitted with crank and ratchet mechanism for controlling the load. Price 10/-



Passenger Platform

Length 16½-in., width 3-in. This platform may be connected to the main station or used separately. A length of white-paled fencing is supplied which may be detached and fastened to either side of the platform as occasion requires. The interlocking device at each end enables a number of these platforms to be joined together. Price 3/6

White-paled fencing as supplied with the Passenger Platform may also be purchased separately. Price per length 6s.



Island Platform

Length 32½-in., height 6½-in., width 3-ft. The ramps at either end are detachable, and if desired the platform may be connected to the main station. Price 7/6

Ramps similar to those fitted to the Island Platform may be purchased separately. Price 9s.

ROLLING STOCK AND ACCESSORIES

Hornby Series

Gauge 0



***No. 2 TIMBER WAGON**
Beautifully enamelled in green. Suitable for 2-ft. radius rails only. Price 4/6



***No. 2 LUMBER WAGON**
Fitted with bolsters and stanchions for log transport. Suitable for 2-ft. radius rails only. Price 5/-



***No. 2 CATTLE TRUCK**
Splendid model fitted with double doors. Suitable for 2-ft. radius rails only. Price 6/6



***TROLLEY WAGON**
Finished in grey and red. Suitable for 2-ft. radius rails only. Price 6/-



***REFRIGERATOR VAN**
Enamelled in white, with opening doors. Price 4/-



***HORNBY PASSENGER COACH**
As supplied with No. 0 and No. 1 Passenger Sets and No. 2 Tank Passenger Sets. Price 3/6



***GUARD'S VAN**
Realistic design. Fitted each side with single and double opening doors. Price 3/6



***CRANE TRUCK**
Finished in grey and black. Price 4/6



***No. 1 TIMBER WAGON**
Beautifully enamelled in green. Price 2/-



***HOPPER WAGON**
Mechanically unloaded. Finished in grey and black. Price 4/-



***CEMENT WAGON**
Finished in grey and black. Price 4/-



***SNOW PLOUGH**
With revolving Plough driven from front axle. Price 5/6



SECCOTINE WAGON
Beautifully finished in blue. Lettered white. Price 4/-



***GUNPOWDER VAN**
With opening doors. Price 4/-



PETROL TANK WAGON "SHELL"
Finished in red. Price 3/-



PETROL TANK WAGON "PRAITS"
Finished in green. Price 3/-



MOTOR SPIRIT TANK WAGON "NATIONAL BENZOL"
Finished in yellow. Price 3/-



SPRING BUFFER STOP
Price 1/6

ROLLING STOCK AND ACCESSORIES

Hornby Series

(contd.)

Gauge 0



***BREAKDOWN VAN AND CRANE**
Beautifully coloured in grey and black. Opening doors. Suitable for 2-ft. radius rails only. Price 7/-



***No. 2 LUGGAGE VAN**
Fitted with double doors. Suitable for 2-ft. radius rails only. Price 6/6



SIDE TIPPING WAGON
Excellent design and finish. Price 3/6



***MILK TRAFFIC VAN**
Fitted with sliding door, complete with milk cans. Price 4/6



***No. 1 CATTLE TRUCK**
Fitted with sliding door. Very realistic design. Price 4/-



HORNBY WAGON
As supplied with all Hornby Goods Sets. Price 2/6



***No. 1 LUMBER WAGON**
Fitted with bolsters and stanchions for log transport. Price 2/-



***GAS CYLINDER WAGON**
Finished in red, lettered gold. Price 3/-



ROTARY TIPPING WAGON
Finished in grey and green. Price 4/-



CRAWFORD'S BISCUIT VAN
Finished in red, with opening doors. Price 4/-



CARR'S BISCUIT VAN
Finished in dark blue, with opening doors. Price 4/-



JACOB'S BISCUIT VAN
Finished in crimson lake, with opening doors. Price 4/-



***No. 1 LUGGAGE VAN**
With opening doors. Price 4/-



LEVEL CROSSING
Beautifully designed in colour. Measures 11 1/2 x 7 1/2-in. with Gauge 0 rails in position. Price 6/6



***BRAKE VAN**
Finished in grey, with opening doors. Price 4/-



VIADUCT. Price 7/6
Centre Section only. Price 4/6

ELECTRICAL VIADUCT. Price 8/-
Centre Section only. Price 5/-



HYDRAULIC BUFFER STOP
Price 5/-

TRAIN ACCESSORIES

Hornby Series


Gauge 0



TURNTABLE
Price 5/-



TUNNEL
Realistic and finished in colours.
Price 7/6




WATER TANK
Brightly coloured. Stands 8½-in. high. Fitted with flexible tube and valve lever. Price 6/6



LOADING GAUGE
Price 1/9



LATTICE GIRDER BRIDGE
Constructional type. Strong and well proportioned. Price 10/6



FOOTBRIDGE
No. 1. With detachable signals. Price 6/-
No. 2. Without signals ... 3/6
Signals only ... 2/6



DOUBLE LAMP STANDARD
Four-volt bulbs may be fitted into the globes. Price 4/-



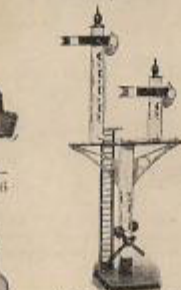
SINGLE LAMP STANDARD
A 4-volt bulb may be fitted into the globe. Price 3/-



PLATFORM ACCESSORIES
No. 1. Miniature Luggage. Price per set 1/6



SIGNAL CABIN
Dimensions: Height 6½-in., Width 3½-in., Length 6½-in. Finished in colour and lettered " Windsor." Roof and back open to allow signal levers to be fitted inside cabin if desired. Price 6/6



JUNCTION SIGNAL
Signal arms operated by levers at base. Very realistic model standing 14-in. in height. Price 5/0



SIGNAL TELEGRAPH POLE
Price 2/6



PLATFORM ACCESSORIES
No. 2. Milk Cans and Truck. Price per set 1/6



PLATFORM ACCESSORIES
No. 3. Platform Machines, etc. Price per set 1/6

RAILS, POINTS AND CROSSINGS

Gauge 0, 1¼"

Hornby Series

Alternate Pegs

Rails for Clockwork and Steam Trains



A1 CURVED RAIL



A1B1 CURVED BRAKE RAIL



B1 STRAIGHT RAIL



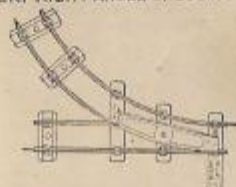
C1R1 RIGHT-ANGLE CROSSING



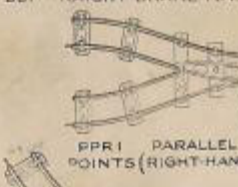
B1B1 STRAIGHT BRAKE RAIL



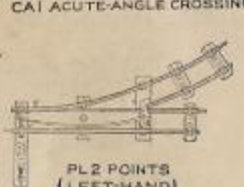
CA1 ACUTE-ANGLE CROSSING



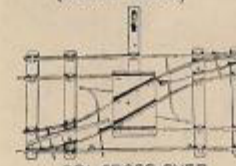
P1R1 POINTS (RIGHT-HAND)



PL1 PARALLEL POINTS (LEFT-HAND)



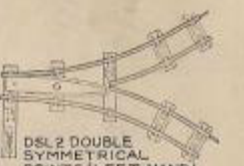
PL2 POINTS (LEFT-HAND)



C1O CROSS OVER



DS1R1 DOUBLE SYMMETRICAL POINTS (RIGHT-HAND)



DSL2 DOUBLE SYMMETRICAL POINTS (LEFT-HAND)

Rails for Clockwork and Steam Trains

CURVED RAILS.

For 1-ft. 6-ins. diameter circle.

A9 Curved rails (9-in. radius) ... per doz. 3/-

For 2-ft. diameter circle.

A1 Curved rails (1-ft. radius) ... per doz. 4/6
 A1½ Curved half rails ... 3/8
 A1¼ Curved quarter rails ... 3/-
 A1½ Curved brake rails (1-ft. radius) each 6d.

For 4-ft. diameter circle.

A2 Curved rails (2-ft. radius) ... per doz. 4/6
 A2½ Curved half rails ... 3/8
 A2¼ Curved quarter rails ... 3/-
 A2½ Curved brake rails (2-ft. radius) each 6d.

STRAIGHT RAILS.

B1 Straight rails ... per doz. 4/-
 B½ Straight half rails ... 3/-
 B¼ Straight quarter rails ... 2/8
 B5½ Straight brake rails ... each 5d.

CROSSINGS.

CA1 Acute-angle crossings (for 1-ft. radius tracks) ... each 1/9
 CA2 Acute-angle crossings (for 2-ft. radius tracks) ... 1/9
 CR1 Right-angle crossings (for 1-ft. radius tracks) ... 1/9
 CR2 Right-angle crossings (for 2-ft. radius tracks) ... 1/9

CROSSOVERS.

CO1 Crossover (1-ft. radius) ... each 6/6
 CO2 Crossover (2-ft. radius) ... 7/6

POINTS.

For 9-ins. radius curves.

PR9 Right-hand points ... 2/3
 PL9 Left-hand points ... 2/3

For 1-ft. radius curves.

PR1 Right-hand points ... 2/3
 PL1 Left-hand points ... 2/3

For 2-ft. radius curves.

PR2 Right-hand points ... 2/3
 PL2 Left-hand points ... 2/3

DOUBLE SYMMETRICAL POINTS.

For 1-ft. radius curves.

DS1 Double symmetrical points, right ... 2/6
 DSL1 Double symmetrical points, left ... 2/6

For 2-ft. radius curves.

DSR2 Double symmetrical points, right ... 2/6
 DSL2 Double symmetrical points, left ... 2/6

PARALLEL POINTS.

For 1-ft. radius curves.

PFR1 Parallel points, right ... 2/6
 PFL1 Parallel points, left ... 2/6

For 2-ft. radius curves.

PFR2 Parallel points, right ... 2/6
 PFL2 Parallel points, left ... 2/6

CP Rail connecting plates per ¼ doz. 4d.

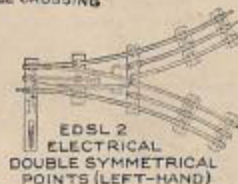

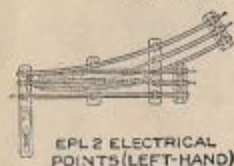
RAILS, POINTS AND CROSSINGS (contd.)

Gauge 0, 1 1/4"

Hornby Series

Alternate Pegs

Rails for Electric Trains



Rails for Electric Trains

CURVED RAILS.

For 2-ft. diameter circle.

EA1	Curved rails (1-ft. radius) ... per doz.	8/-
EA1 1/2	Curved half rails	5/-
EA1 1/4	Curved quarter rails	4/6

For 4-ft. diameter circle.

EA2	Curved rails (2-ft. radius) ... per doz.	8/-
EA2 1/2	Curved half rails	5/-
EA2 1/4	Curved quarter rails	4/6

POINTS.

For 2-ft. radius curves.

EPR2	Right-hand points	each 5/-
EPL2	Left-hand points	each 5/-

PARALLEL POINTS.

For 2-ft. radius curves.

EPR2	Parallel points, right	each 6/-
EPL2	Parallel points, left	each 6/-

TCP Terminal Connecting Plates, each 1/6

STRAIGHT RAILS.

EB1	Straight rails	per doz. 7/-
EB4	Straight half rails	4/6
EB 1/2	Straight quarter rails	4/-

CROSSINGS.

ECA	Acute-angle crossings	each 4/-
ECR	Right-angle crossings	4/-

DOUBLE SYMMETRICAL POINTS.

For 2-ft. radius curves.

EDSR2	Double symmetrical points, right	each 6/-
EDSL2	Double symmetrical points, left	6/-

Electrical Points, Double Symmetrical Points and Parallel Points for 1-ft. radius curves are not supplied.

NOTE.—The addition of straight and curved brake rails supplied for Clockwork Trains, makes possible a great deal more fun. By the use of the straight brake rails, trains may be brought to a standstill at the station platform in a very realistic manner.

MECCANO ACCESSORY PARTS

No.		s.	d.	No.		s.	d.
1.	Perforated Strips, 1 1/4" long ... 1 doz.	1	0	22a.	1" dia. without centre boss and set screw	each	0 2
1a.	" " 9/16" " " " " " " "	"	0 9	23.	1/2" dia. without centre boss and set screw	"	0 2
1b.	" " 7/16" " " " " " " "	"	0 8	24.	Bush Wheels	"	0 6
2.	" " 5/16" " " " " " " "	"	0 6	25.	Pinion Wheels, 3" diam.	"	0 6
2a.	" " 4 1/4" " " " " " " "	"	0 5	26.	" " 1 1/2" " " " " " "	"	0 4
3.	" " 3 1/2" " " " " " " "	"	0 4	Gear Wheels			
4.	" " 3" " " " " " " "	"	0 3	27.	50 teeth to gear with 1/4" pinion	"	0 9
5.	" " 2 1/2" " " " " " " "	"	0 3	27a.	57 " " 1" " " " " " "	"	0 9
6.	" " 2" " " " " " " "	"	0 3	27b.	133 " (3 1/4" diam.) to gear with 1/2" pinion	"	1 6
6a.	" " 1 1/2" " " " " " " "	"	0 3	28.	Contrate Wheels, 1 1/2" diam.	"	0 9
7.	Angle Girders, 2 1/4" long	each	0 8	29.	" " 1" " " " " " "	"	0 6
7a.	" " 1 1/2" " " " " " " "	"	0 6	30.	Bevel Gears	"	0 10
8.	" " 1 1/4" " " " " " " "	1/2 doz	1 9	31.	Gear Wheels, 1", 98 teeth	"	1 0
8a.	" " 9/16" " " " " " " "	"	1 3	32.	Worm Wheels	"	0 6
8b.	" " 7/16" " " " " " " "	"	1 2	34.	Spanners	"	0 2
9.	" " 5/16" " " " " " " "	"	1 0	34b.	Box Spanners	"	0 3
9a.	" " 4 1/4" " " " " " " "	"	0 10	35.	Spring Clips per box (doz.)	0 3	
9b.	" " 3 1/2" " " " " " " "	"	0 8	36.	Screw Drivers	each	0 3
9c.	" " 3" " " " " " " "	"	0 8	36a.	" " Extra Long	"	0 6
9d.	" " 2 1/2" " " " " " " "	"	0 7	37.	Nuts and Bolts, 7/32" per box (doz.)	0 6	
9e.	" " 2" " " " " " " "	"	0 6	37a.	Nuts	"	0 3
9f.	" " 1 1/2" " " " " " " "	"	0 6	37b.	Bolts, 7/32"	"	0 3
10.	Flat Brackets	"	0 2	38.	Washers	"	0 1
11.	Double Brackets	each	0 1	40.	Hanks of Cord	2 for	0 3
12.	Angle Brackets, 1 1/2" x 1 1/2"	doz.	0 6	*41.	Propeller Blades per pair	0 4	
12a.	" " 1" x 1"	each	0 1	43.	Springs	each	0 2
12b.	" " 1" x 1 1/2"	"	0 1	44.	Cranked Bent Strips	"	0 1
13.	Axle Rods, 1 1/2" long	"	0 3	45.	Double Bent Strips	"	0 1
13a.	" " 8" " " " " " " "	"	0 3	46.	Double Angle Strips, 2 1/4" x 1" 1/2 doz.	0 6	
14.	" " 6 1/2" " " " " " " "	"	0 2	47.	" " 2 1/4" x 1 1/2" " " "	"	0 9
15.	" " 5" " " " " " " "	"	0 2	47a.	" " 3" x 1 1/2" " " "	"	1 0
15a.	" " 4 1/2" " " " " " " "	"	0 1	48.	" " 1 1/2" x 1 1/2" " " "	"	0 4
16.	" " 3 1/2" " " " " " " "	"	0 1	48a.	" " 2 1/4" x 1 1/2" " " "	"	0 5
16a.	" " 2 1/2" " " " " " " "	"	0 1	48b.	" " 3 1/4" x 1 1/2" " " "	"	0 6
16b.	" " 3" " " " " " " "	"	0 1	48c.	" " 4 1/4" x 1 1/2" " " "	"	0 9
17.	" " 2" " " " " " " "	"	0 1	48d.	" " 5 1/4" x 1 1/2" " " "	"	0 9
18a.	" " 1 1/2" " " " " " " "	"	0 1	50.	Eye Pieces	each	0 2
18b.	" " 1" " " " " " " "	"	0 1	*52.	Perforated Flanged Plates, 5 1/2" x 2 1/2"	"	0 5
19.	Crank Handles	"	0 3	*52a.	Flat Plates, 5 1/2" x 3 1/2"	"	0 5
19a.	Wheels, 3" diam., with set screws	"	0 8	*53.	Perforated Flanged Plates, 3 1/2" x 2 1/2"	"	0 3
20.	Flanged Wheels	"	0 6	*53a.	Flat Plates, 4 1/2" x 2 1/2"	"	0 3
				Pulley Wheels			
19b.	3" dia. with centre boss & set screw	"	0 8	*54.	Perforated Flanged Sector Plates	"	0 3
19c.	6" " " " " " " " " " " "	"	2 6	55.	Perforated Strips, slotted, 5 1/2" long	"	0 2
20a.	2" " " " " " " " " " " "	"	0 6	55a.	" " " " 2" " " " " "	"	0 1
21.	1 1/2" " " " " " " " " " " "	"	0 6	56.	Instruction Manuals, Complete	"	2 6
22.	1" " " " " " " " " " " "	"	0 4	56a.	" " " " " " " " " " " "	"	0 3
23a.	1/2" " " " " " " " " " " "	"	0 4				

IMPORTANT.—All Meccano parts marked thus * are available with either red or nickel finish and all marked thus † are available with either green or nickel finish. When ordering nichelled parts quote only the numbers now shown in the list. When coloured parts are required add letter X to the distinguishing numbers under which they are listed. Thus part No. 93 would be ordered as 93x; part No. 99x as 99x† and so on.

MECCANO ACCESSORY PARTS

(contd.)

No.	Description	Unit	s.	d.
56b.	Instruction Manuals No. 0	each	0	4
	Standard Mechanisms Manual	"	1	0
57.	Hooks	"	0	1
57a.	" (scientific)	"	0	1
57b.	" Loaded	"	0	5
58.	Spring Cord	per length	0	9
59.	Collars with Set Screws	each	0	2
*61.	Windmill Sails	"	0	2
62.	Cranks	"	0	3
62a.	Threaded Cranks	"	0	4
63.	Couplings	"	0	6
63a.	Octagonal Couplings	"	0	8
63b.	Strip Couplings	"	0	8
63c.	Threaded Couplings	"	0	6
64.	Threaded Bosses	"	0	2
65.	Centre Forks	"	0	2
66.	Weights, 50 gramme	"	1	0
67.	" 25	"	1	0
68.	Woodscrews, 1/4"	doz.	0	3
69.	Set Screws	"	0	4
69a.	Grub Screws, 5/32"	"	0	4
69b.	" 7/32"	"	0	6
*70.	Flat Plates, 5 1/4" x 2 1/4"	each	0	3
*72.	" 2 1/4" x 2 1/4"	"	0	2
*76.	Triangular Plates, 2 1/4"	"	0	2
*77.	" 1"	"	0	1
78.	Screwed Rods, 1 1/4"	"	0	6
79.	" 8"	"	0	5
79a.	" 6"	"	0	4
80.	" 5"	"	0	3
80a.	" 3 1/2"	"	0	3
80b.	" 4 1/2"	"	0	3
81.	" 2"	"	0	2
82.	" 1"	"	0	1
88.	Curved Strips, 5 1/4"	"	0	2
90.	" 2 1/2" Large radius	"	0	1
†90a.	" 2 1/2" Small radius	"	0	1
94.	Sprocket Chain	per 40" length	0	6
95.	Sprocket Wheels, 2" diam.	each	0	5
95a.	" 1 1/2"	"	0	4
95b.	" 3"	"	0	6
96.	" 1"	"	0	3
96a.	" 1 1/2"	"	0	3
†97.	Braced Girders, 3 1/2" long	1/2 doz.	0	9
†97a.	" 3"	"	0	8
†98.	" 2 1/2"	"	0	6
†99.	" 1 1/2"	"	1	0
†99a.	" 9 1/2"	"	1	6
†99b.	" 7 1/2"	"	1	3
†100.	" 5 1/2"	"	1	0
†100a.	" 4 1/2"	"	0	10
101.	Heads, for looms	doz.	0	9
102.	Single Bent Strips	each	0	1
103.	Flat Girders, 5 1/4" long	1/2 doz.	1	0
103a.	" 9 1/2"	"	1	6
103b.	" 12"	"	2	0
103c.	" 4"	"	0	3
103d.	" 3 1/2"	"	0	7
103e.	" 3"	"	0	0
No.	Description	Unit	s.	d.
103f.	Flat Girders, 2 1/2" long	1/2 doz.	0	5
103g.	" 2"	"	0	4
103h.	" 1 1/2"	"	0	3
103i.	" 7 1/2"	"	1	3
104.	Shuttles, for looms	"	4	0
105.	Reed Hooks, for looms	each	0	4
106.	Wood Rollers	"	1	3
106a.	Sand Rollers	"	1	6
107.	Tables for Designing Machines	"	1	0
*108.	Architraves	"	0	2
*109.	Face Plates, 2 1/4" diam.	"	0	4
110.	Rack Strips, 3 1/2"	"	0	2
111.	Bolts, 1/2"	"	0	3
111a.	" 1/4"	2 for	0	1
111c.	" 1/2"	doz.	0	4
113.	Girder Frames	each	0	2
114.	Hinges	per pair	0	4
115.	Threaded Pins	each	0	2
116.	Fork Pieces	"	0	3
117.	Steel Balls, 1/2" diam.	doz.	0	6
*118.	Hub Discs, 5 1/4" diam.	each	1	3
*119.	Channel Segments (8 to circle, 1 1/2" diam.)	"	0	4
120.	Buffers	"	0	2
120a.	Spring Buffers	per pair	0	8
121.	Tram Couplings	each	0	2
122.	Miniature Loaded Sacks	"	0	2
123.	Cone Pulls	"	1	3
124.	Reversed Angle Brackets, 1"	1/2 doz.	0	10
125.	" 1 1/2"	"	0	6
126.	Trunnions	each	0	3
*126a.	Flat Trunnions	"	0	2
127.	Simple Bell Cranks	"	0	3
128.	Boss Bell Cranks	"	0	4
129.	Rack Segments, 3" diam.	"	0	6
130.	Triple Throw Eccentrics	"	1	3
*131.	Dredger Buckets	"	0	2
132.	Plywheels, 2 1/4" diam.	"	2	3
*133.	Corner Brackets	"	0	3
134.	Crank Shafts, 1" stroke	"	0	3
135.	Theodolite Protractors	"	0	3
136.	Handrail Supports	"	0	3
137.	Wheel Flanges	"	0	4
138.	Ship's Funnels	"	0	4
*139.	Flanged Brackets (right)	"	0	2
*139a.	(left)	"	0	2
140.	Universal Couplings	"	0	9
141.	Wire Lines (for suspending clock weights)	"	0	9
142.	Rubber Rings	"	0	4
*143.	Circular Girders, 5 1/4" diam.	"	1	0
144.	Dog Clutches	"	0	6
*145.	Circular Strips, 7" diam. over all	"	1	0
*146.	Plates, 6"	"	1	3
147.	Pawls with Pivot Bolt and Nuts	"	0	3
147a.	Pawls	"	0	2
147b.	Pivot Bolt and Two Nuts	"	0	2
148.	Ratchet Wheels	"	0	9
149.	Collector Shoes for Electric Trains	"	1	6

IMPORTANT.—All Meccano parts marked thus * are available with either red or nickel finish and all marked thus † are available with either green or nickel finish. When ordering nickelled parts quote only the numbers now shown in the list. When coloured parts are required add letter X to the distinguishing numbers under which they are listed. Thus part No. 89 would be ordered as 89X; part No. 90a, as 90aX and so on.



The "Meccano Magazine"

6d.

Published on 1st of each month

The *Meccano Magazine*, published in the interests of boys, contains splendid articles on such subjects as Railways, Famous Engineers and Inventors, Electricity, Bridges, Cranes, Wonderful Machinery, Latest Patents, Nature Study, Stamps, Photography and Books. New Meccano models and new parts are announced from time to time, and full details are given of the special competitions arranged for Meccano boys. There are special articles also for owners of Hornby Trains.

The *Meccano Magazine*, is published on the 1st of each month and may be ordered from your Meccano dealer or from any newsagent or book-stall, price 6d. If desired it will be mailed direct by Meccano Ltd., Binns Road, Liverpool (post free) for six months 4/—, or twelve months 8/—. Send 6d. in stamps to the Editor, *Meccano Magazine*, Liverpool, together with the names and addresses of three of your chums who are not Meccano boys, and he will send you a specimen copy, post free.

