

MECCANO®

4/5/6

© Meccano Limited Binns Road Liverpool 13 England



456/67 English/Español/Portugues/Svensk/Norsk

How to use this Book

On the back cover of this Book you will find pictures of the parts in Outfits 4, 5 and 6 together with their names and Part Numbers. Parts used in the assembly of the models shown in this Book generally can be identified simply by looking at the illustrations, but where the identity of a Part may not be quite clear, its Part Number is printed in RED on the illustrations.

Each model is accompanied by a list of the Parts needed to build it. In this list the Part Numbers are printed in RED and quantity required in BLACK.

Some arrangements of Meccano Parts are used frequently in model-building. They are called *Basic Meccano Constructions* and are illustrated on pages 15 and 16 of the 1 Model Book. Each has an identifying Code Mark, i.e., BC1, BC2, etc. When you see one of these Code Marks in the illustrations in this Book, it indicates the principle of construction referred to by the same Code mark in the 1 Book.

Some models are most easily constructed and illustrated in separate units. The points at which these units are bolted together to form the complete model are indicated in the drawings by red dots or bolt-heads. In cases where Red indicating lines pass behind Plates or other parts of a model, these are shown dotted.

Motors used in models are identified in the illustrations by one of the following Code Marks: M1=Meccano *Magic* Motor; M2=Meccano No. 1 Clockwork Motor; M3=Meccano E15R Electric Motor; M4=Meccano *Emebo* Electric Motor.

Modo de empleo de este libro

Al dorso del libro verán ilustraciones de las piezas que forman los Juegos 4, 5 y 6, junto con sus nombres y números de pieza. Las partes usadas para armar los modelos que figuran en el libro se suelen identificar simplemente mirando en las ilustraciones, pero cuando no sea fácil identificar la pieza, se imprime su correspondiente número con tinta ROJA sobre las ilustraciones.

Cada modelo va acompañado por una lista de las piezas que se necesitan para construirlo. En esta lista los números de pieza están impresos con tinta ROJA y la cantidad requerida con tinta NEGRA.

En la construcción de modelos se usan con frecuencia algunos conjuntos de piezas Meccano, que se llaman *Construcciones Básicas Meccano* y se ilustran en las páginas 15 y 16 del Libro de Modelos No. 1. Cada uno tiene una Referencia de Identificación, como por ejemplo, BC1, BC2, etc. Cuando vean una de estas referencias en las ilustraciones del libro, indicará el principio de construcción a que se corresponde la Referencia del Libro 1.

Algunos modelos se construyen con gran facilidad en unidades independientes, que se ilustran en el libro. Los puntos en que estas unidades se atornillan para formar un modelo completo, se indican en los dibujos por medio de cabezas de tornillo o puntos de color rojo. Cuando las líneas indicadoras rojas pasen por detrás de las planchas u otras piezas del modelo, éstas se muestran por medio de puntos.

Los motores de los modelos se identifican en las ilustraciones mediante una de las siguientes referencias: M1 = Motor *Mágico* Meccano; M2 = Motor de Cuerda No. 1 Meccano; M3 = Motor Eléctrico E15R; M4 = Motor Eléctrico Meccano *Emebo*

Modo de utilização deste livro

Na contra-capa deste livro poderá V.Exa ver ilustrações das peças dos Estojos Nos. 4, 5 e 6, com os respectivos nomes e números. As peças usadas na montagem dos modelos incluídos neste livro podem geralmente ser identificadas pela simples observação das ilustrações, mas para o caso da identificação das mesmas não ser clara, são os números das peças impressos em VERMELHO na ilustração.

Cada modelo é acompanhado pe la lista de peças necessárias para a sua construção. Nesta lista os números das peças estão marcados em VERMELHO e a quantidade necessária em PRETO.

Algunas combinações das Peças do Meccano são usadas frequentemente

na montagem de modelos. Estas combinações são chamadas *Construções básicas do Meccano* e são ilustradas nas páginas 15 e 16 do Livro de Modelos 1. Cada uma tem uma marca de código, por exemplo, BC1, BC2, etc. Quando V.Exa vir uma destas marcas de código nas ilustrações neste livro, ela indica a maneira de construção, referida pela mesma marca de código, no Livro 1. Alguns dos modelos são construídos facilmente e ilustrados em unidades separadas. As pontas de ligação a que estas unidades poder ser aparafusadas para completar o modelo são indicadas nos desenhos por pontas vermelhas ou cabeça de parafuso. Quando as linhas vermelhas indicadoras passam atrás de placas ou outras peças dum modelo, então são feitas a ponteado.

Os motores usados nos modelos são identificados nas ilustrações por uma das seguintes marcas de código. M1 = Motor *Mágico* Meccano; M2 = Motor Meccano No. 1 de mecanismo de relógio; M3 = Motor Meccano Eléctrico E15R; M4 = Motor Eléctrico Meccano *Emebo*.

Hur man använder denna bok

På baksidan av omslaget till denna bok finns de olika delarna i Bygggläddor 4, 5 och 6 avbildade jämte benämningar och artikelnummer. De olika delar, som ingår i modellerna i den här boken, kan i allmänhet lätt identifieras av blick på illustrationerna, men där det kan råda tvekan om vilken del som avses, är dennas nummer tryckt med rött på avbildningarna.

För varje modell finns en förteckning över de delar man behöver för att bygga den. I denna förteckning är numren på delarna tryckta med RÖTT och erforderligt antal med SVART.

Några sammansättningar av Meccano delar användas regelbundet när man bygger modeller. De kallas *Meccano grundkonstruktioner* och avbildas på sidorna 15 och 16 i modellbok 1. Var och en av dessa har ett speciellt kod-nummer såsom BC1, BC2 o.s.v. När man ser något av dessa kod-nummer i avbildningarna i denna bok, så anger detta, att principen för konstruktionen är den, som

framgår av samma kod-nummer i boken 1.

Några modeller är mycket lätta att konstruera, särskilt som de är avbildade i två eller flera enheter. De ställen, vid vilka dessa enheter sedan sättes samman för att bilda den färdiga modellen, angivas på ritningarna med röda punkter eller bult-huvuden. I de fall då röda hänvisningslinjer passerer bakom plåtar eller andra delar i en modell, är dessa linjer ej heldragna.

De motorer, som används i modellerna, utmärkas i illustrationerna med en av följande kodbeteckningar: M1 = Meccano Fjädermotor *Magic*; M2 = Meccano Fjädermotor nr 1; M3 = Meccano Elektrisk Motor E15R; M4 = Meccano Elektrisk Motor *Emebo*.

Hvordan denne boken kan brukes

På omslaget bak på denne boken vil du finne bilder av delene i sett nr. 4, 5 og 6 sammen med navn og delnummer. Delene som blir brukt til modellsamlingen som er vist i denne boken, kan i alminnelighet kjennes igjen på illustrasjonene, men hvor du ikke sikkert kan kjenne igjen en viss del, er del-nummeret trykt i RÖDT på tegningen.

En liste over delene som trengs til å bygge hver modell er også med. I denne listen er del-numrene trykt i RÖDT, og antallet som går med er trykt i SORT.

Noen konstruksjoner er ofte brukt i modell-byggingen. De blir kalt *Meccano grunn-konstruksjoner* og er vist på sidene 15 og 16 i 1 modell-boken. Hver har et kodemerke, f.eks. BC1, BC2 o.s.v. Når et av disse kodemerkene forekommer på illustrasjonen, betyr det at konstruksjonsmåten er den samme som vist ved det samme kodemerke i 1 boken.

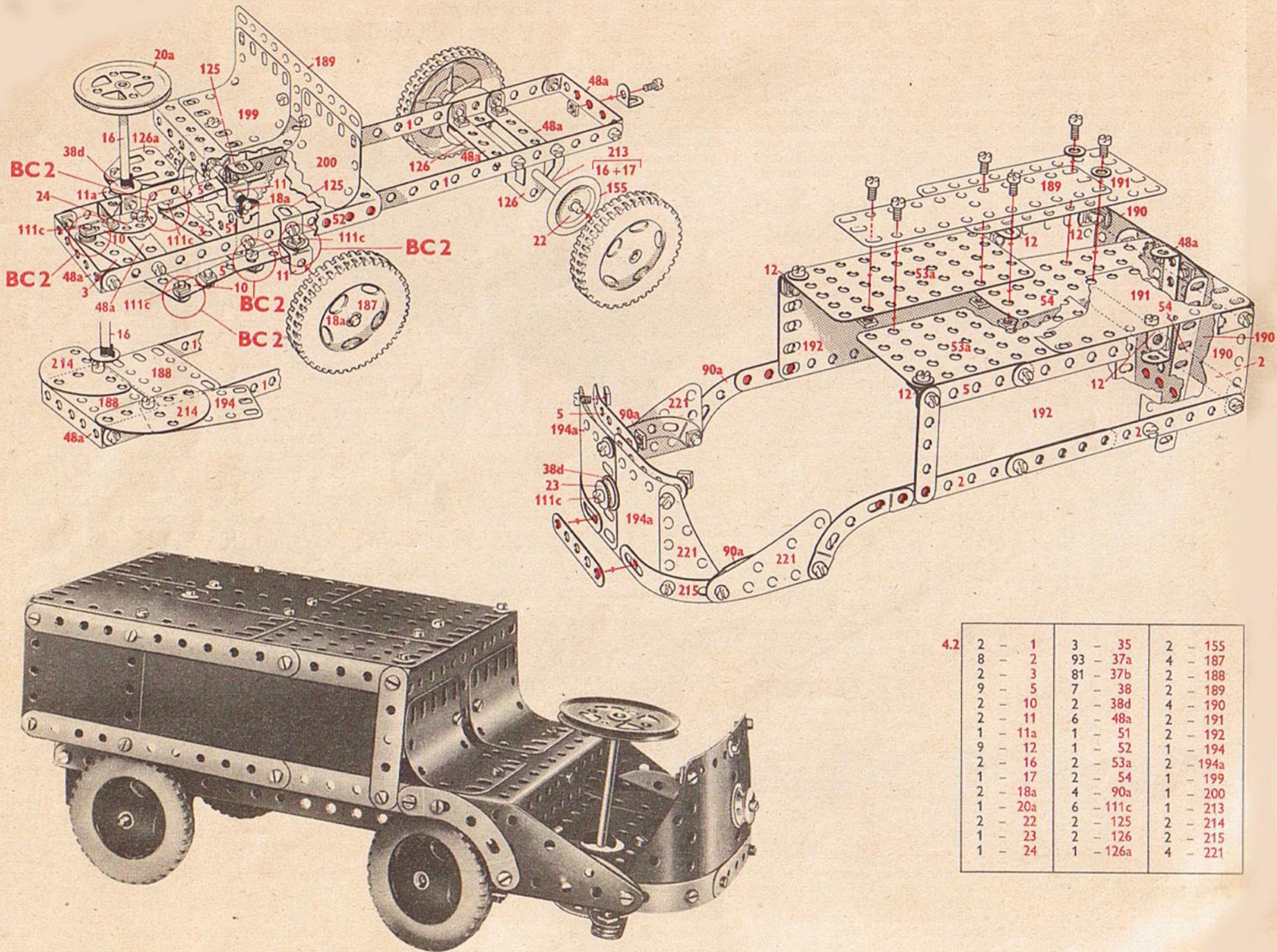
Neoh modeller er konstruert i forskjellige enheter. De punkter som disse blir satt sammen i, for å danne den fullstendige modellen, er vist med røde prikker. Der hvor røde linjer går bak plater eller andre deler på en modell, er de vist ved prikker.

Også motorer blir i illustrasjonene vist ved kode-merker: M1 = Meccano *Magic* Motor; M2 = Meccano nr. 1 Urverk motor; M3 = Meccano E15R Elektrisk motor; M4 = Meccano Elektrisk motor *Emebo*.

Contents of Meccano Outfits Nos. 4/5/6

Part No. Pièce no. Onderdeel nr. Nummer des Teils Pezzo No.	Outfit Boîte Ultrust- ing Baukasten des Teils Pezzo No.	Part No. Pièce no. Onderdeel nr. Nummer des Teils Pezzo No.	Outfit Boîte Ultrust- ing Baukasten des Teils Pezzo No.
1	4	5	6
2	4	10	12
3	2	2	4
4	—	—	2
5	9	12	14
6a	—	2	2
8	—	4	4
10	5	8	8
11	2	4	4
11a	1	1	1
12	10	12	16
12a	—	2	2
12c	4	8	8
13	—	—	1
14	—	—	1
15	—	2	2
15a	—	1	1
15b	2	2	2
16	4	4	4
17	2	2	2
18a	2	4	4
18b	1	1	1
19b	2	2	2
19g	1	1	1
19h	—	—	1
20a	1	1	1
22	4	5	5
22a	2	2	2
23	1	1	1
23a	—	—	1
24	2	2	2
24c	—	2	2
26	—	1	1
27a	—	1	1
34	2	2	2
35	8	14	14
36	1	1	1
37a	93	122	154
37b	81	110	140
38	14	20	26
38d	2	2	2
40	1	1	2
45	—	1	1
48	1	1	2
48a	6	8	8
48b	—	—	2
51	1	1	1
52	1	1	1
53	—	—	2
53a	2	2	2
54	2	2	2
57c	1	1	1
59	—	—	4
80c	—	—	2
90a	4	4	4
99	—	—	2
111	—	—	2
111a	—	—	2
111c	6	6	6
115	—	—	1
125	2	4	4
126	2	2	2
126a	2	2	2
142c	4	4	4
147b	—	—	1
155	2	2	2
176	1	1	1
186	1	1	1
186a	—	—	1
186b	—	—	1
187	4	4	4
188	2	4	4
189	2	4	4
190	4	4	6
191	2	2	2
192	2	4	4
193	2	2	2
193a	2	2	2
193c	—	—	1
193d	—	—	2
193e	—	—	1
194	2	2	2
194a	2	2	2
197	—	—	2
199	1	1	1
200	1	1	1
212	1	2	2
212a	2	2	2
213	1	1	2
214	2	2	2
215	4	4	4
221	4	4	4
222	—	—	2
223	—	—	2

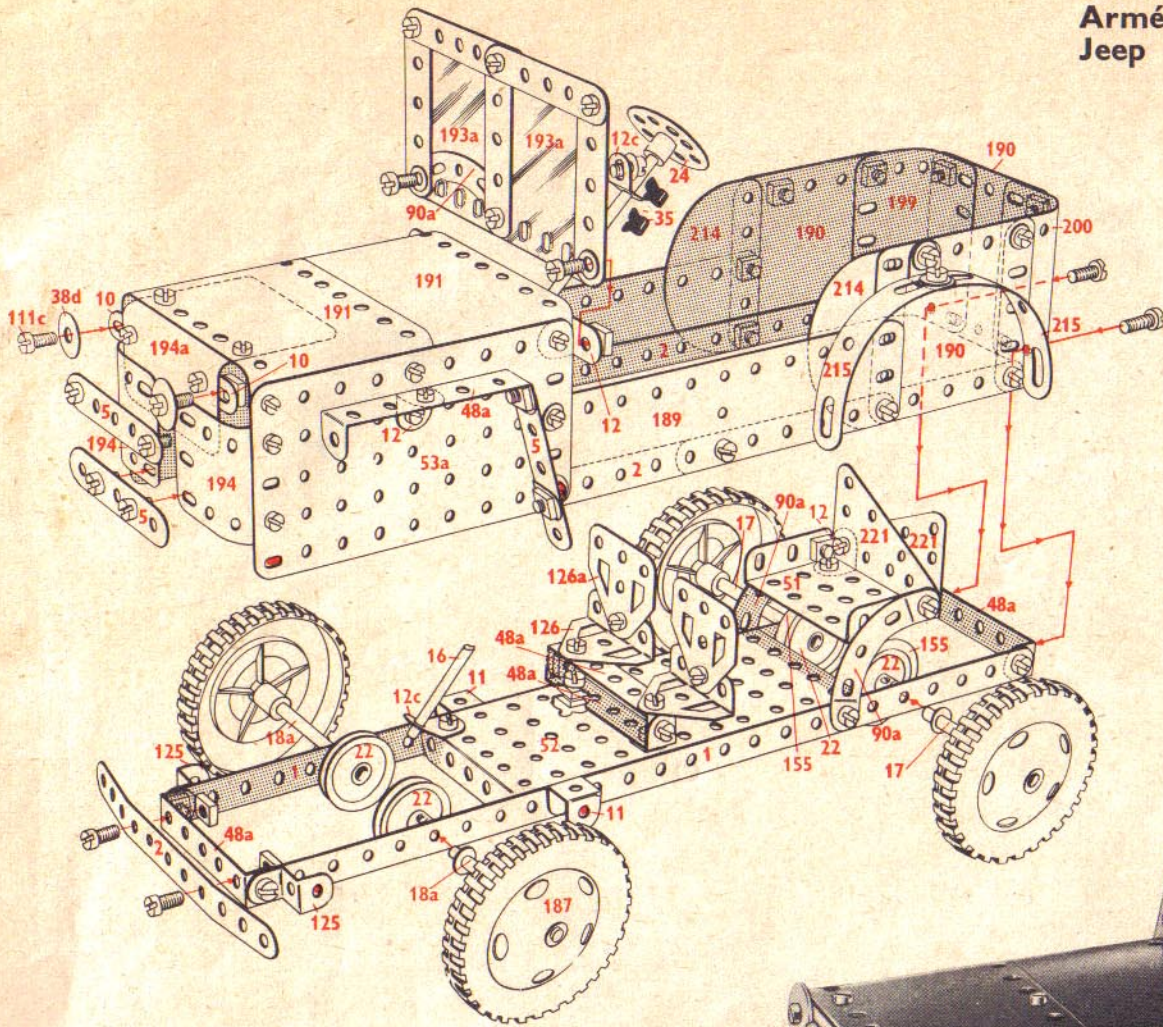
4.2 Electric Tractor/Tractor Eléctrico/Elektrisk traktor/Elektrisk tralle



4.2


2 - 1	3 - 35	2 - 155
8 - 2	93 - 37a	4 - 187
2 - 3	81 - 37b	2 - 188
9 - 5	7 - 38	2 - 189
2 - 10	2 - 38d	4 - 190
2 - 11	6 - 48a	2 - 191
1 - 11a	1 - 51	2 - 192
9 - 12	1 - 52	1 - 194
2 - 16	2 - 53a	2 - 194a
1 - 17	2 - 54	1 - 199
2 - 18a	4 - 90a	1 - 200
1 - 20a	6 - 111c	1 - 213
2 - 22	2 - 125	2 - 214
1 - 23	2 - 126	2 - 215
1 - 24	1 - 126a	4 - 221

4.3 Army Vehicle/Vehículo Militar
 Vehículo do Exército
 Arméfordon
 Jeep



4.3


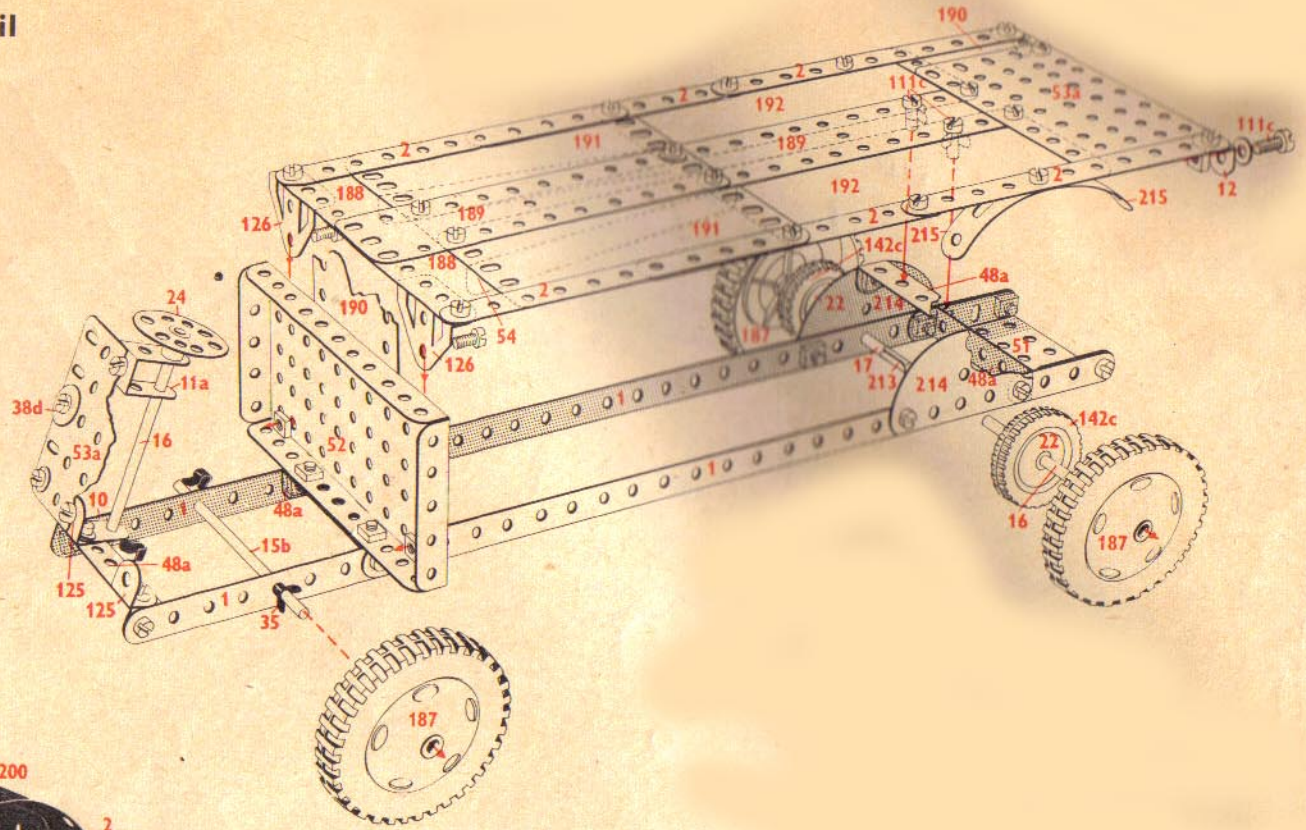
2	-	1	2	-	53a
5	-	2	3	-	90a
9	-	5	4	-	111c
3	-	10	2	-	125
2	-	11	2	-	126
10	-	12	2	-	126a
2	-	12c	2	-	155
1	-	16	4	-	187
2	-	17	2	-	189
2	-	18a	3	-	190
1	-	18b	2	-	191
4	-	22	2	-	193a
1	-	24	2	-	194
2	-	35	1	-	194a
87	-	37a	1	-	199
81	-	37b	1	-	200
14	-	38	1	-	212
2	-	38d	1	-	213
6	-	48a	2	-	214
1	-	51	4	-	215
1	-	52	2	-	221



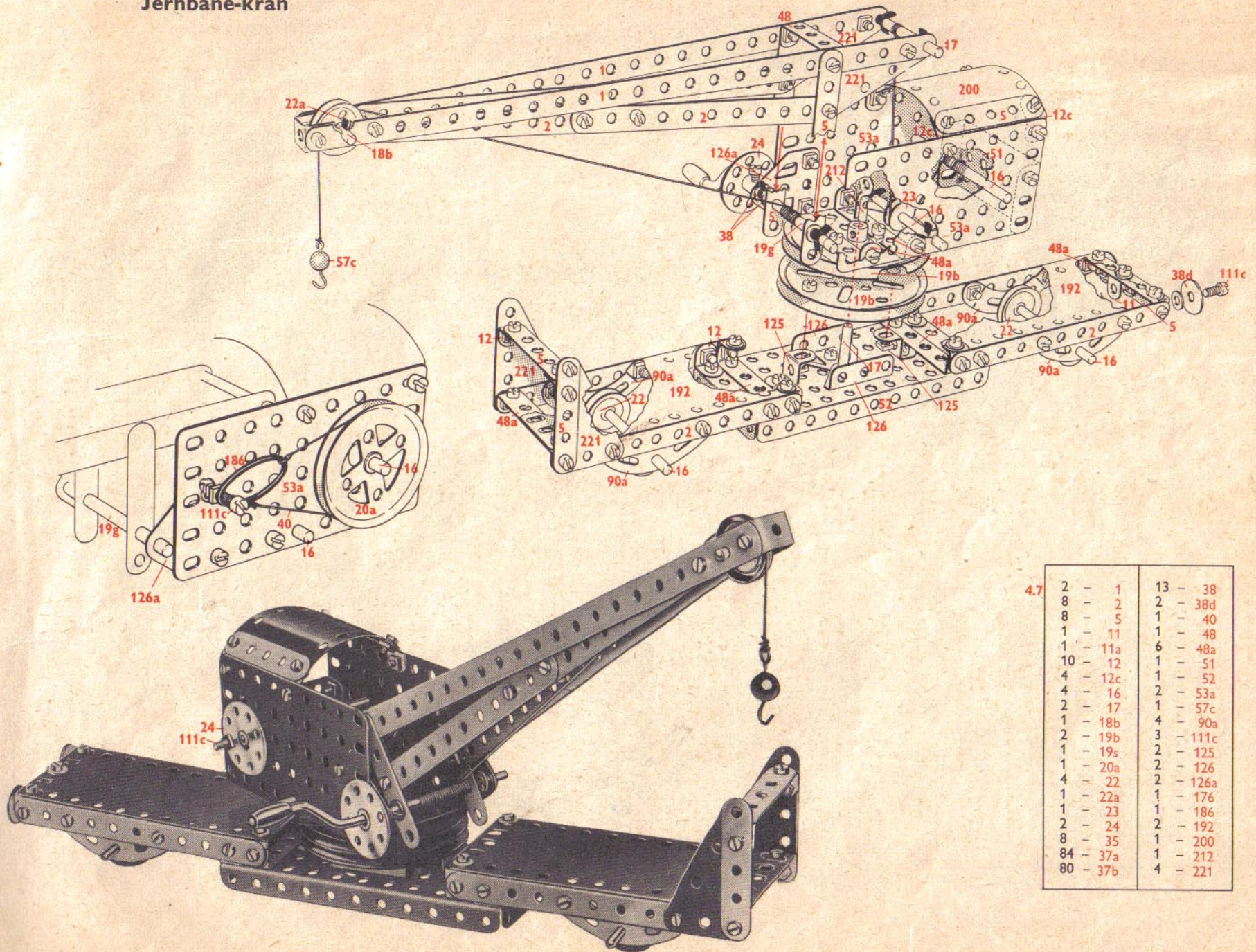
4.4 Lorry/Camión
 Camião
 Lastbil
 Lastebil

4.4

4	-	1	1	-	54
8	-	2	4	-	90a
2	-	3	6	-	111c
9	-	5	2	-	125
5	-	10	2	-	126
1	-	11a	2	-	142c
6	-	12	4	-	187
1	-	15b	2	-	188
2	-	16	2	-	189
1	-	17	3	-	190
2	-	22	2	-	191
1	-	24	2	-	192
5	-	35	2	-	193
87	-	37a	2	-	193a
81	-	37b	2	-	194
9	-	38	2	-	194a
2	-	38d	1	-	200
6	-	48a	1	-	213
1	-	51	2	-	214
1	-	52	2	-	215
2	-	53a	4	-	221



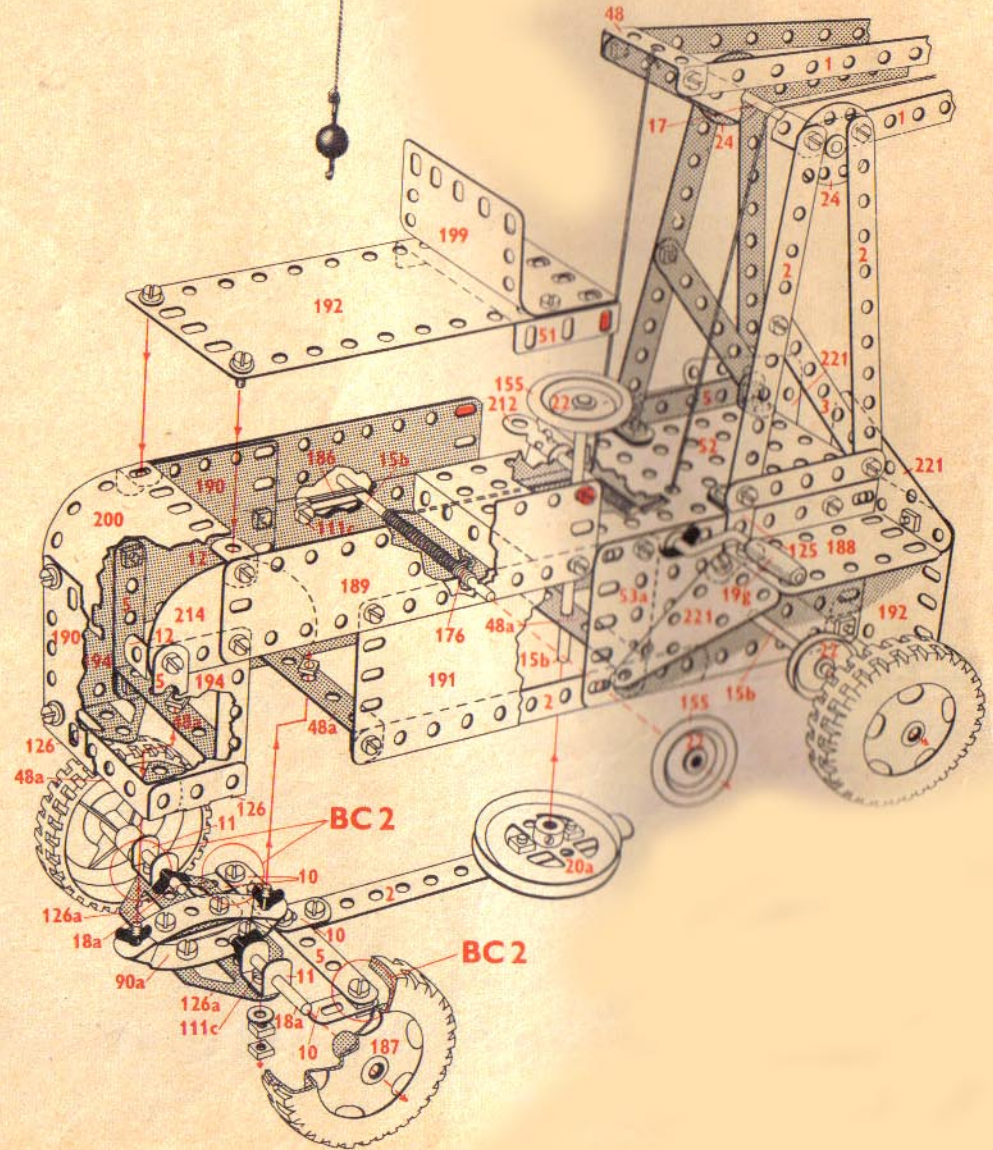

4.7 Railway Service Crane/Grúa de Servicio Ferroviario
 Guindaste Ferroviario/Kranvagn
 Jernbane-kran



4.7

2	-	1	13	-	38
8	-	2	2	-	38d
8	-	5	1	-	40
1	-	11	1	-	48
1	-	11a	6	-	48a
10	-	12	1	-	51
4	-	12c	1	-	52
4	-	16	2	-	53a
2	-	17	1	-	57c
1	-	18b	4	-	90a
2	-	19b	3	-	111c
1	-	19s	2	-	125
1	-	20a	2	-	126
4	-	22	2	-	126a
1	-	22a	1	-	176
1	-	23	1	-	186
2	-	24	2	-	192
8	-	35	1	-	200
84	-	37a	1	-	212
80	-	37b	4	-	221


4.8 Mobile Crane
Grúa Móvil
Guindaste Autómovel
Rörlig lyftkran
Kran



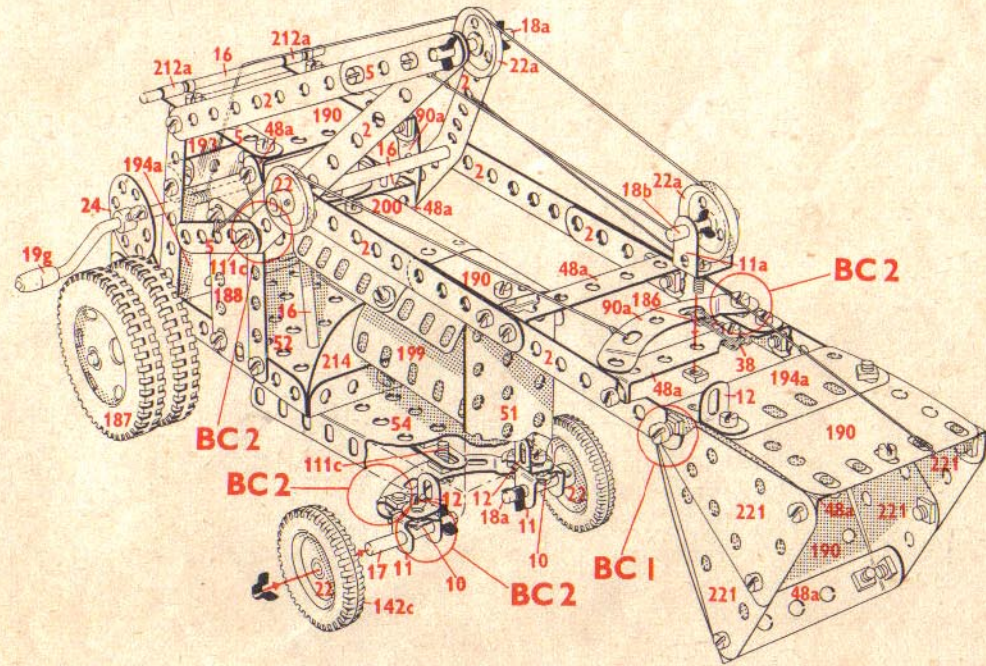
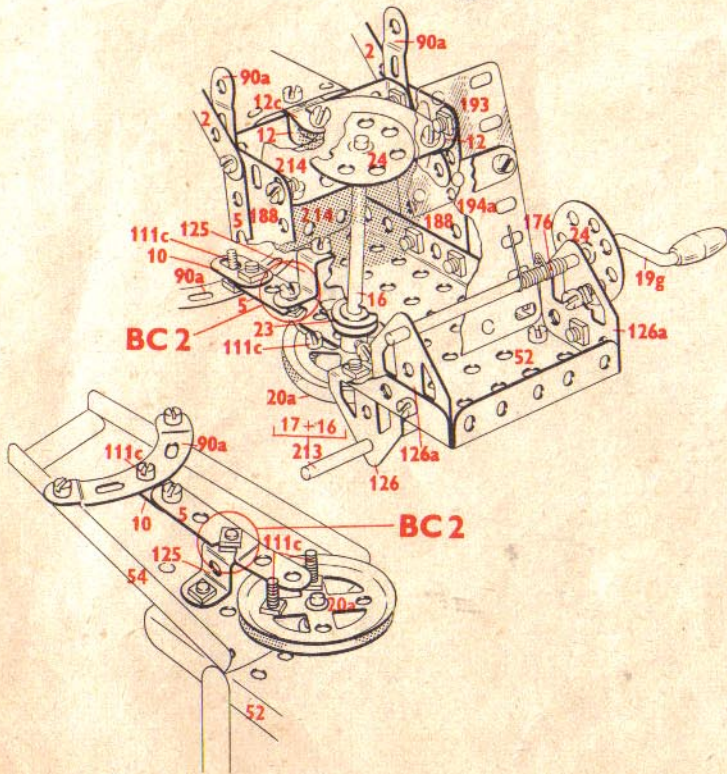
4.8

4	-	1	1	-	23	2	-	126
8	-	2	2	-	24	2	-	126a
2	-	3	8	-	35	2	-	155
9	-	5	92	-	37a	1	-	176
4	-	10	79	-	37b	1	-	186
2	-	11	13	-	38	4	-	187
1	-	11a	2	-	38d	2	-	188
8	-	12	1	-	40	2	-	189
2	-	12c	1	-	48	3	-	190
2	-	15b	5	-	48a	2	-	191
1	-	16	1	-	51	2	-	192
1	-	17	1	-	52	2	-	194
2	-	18a	2	-	53a	1	-	199
1	-	18b	1	-	57c	1	-	200
1	-	19s	2	-	90a	1	-	212
1	-	20a	5	-	111c	2	-	214
4	-	22	2	-	125	4	-	221

4.9 Loading Shovel
 Pala Cargadora
 Pá Excavadora
 Lastningstraktor
 Gravemaskin, liten



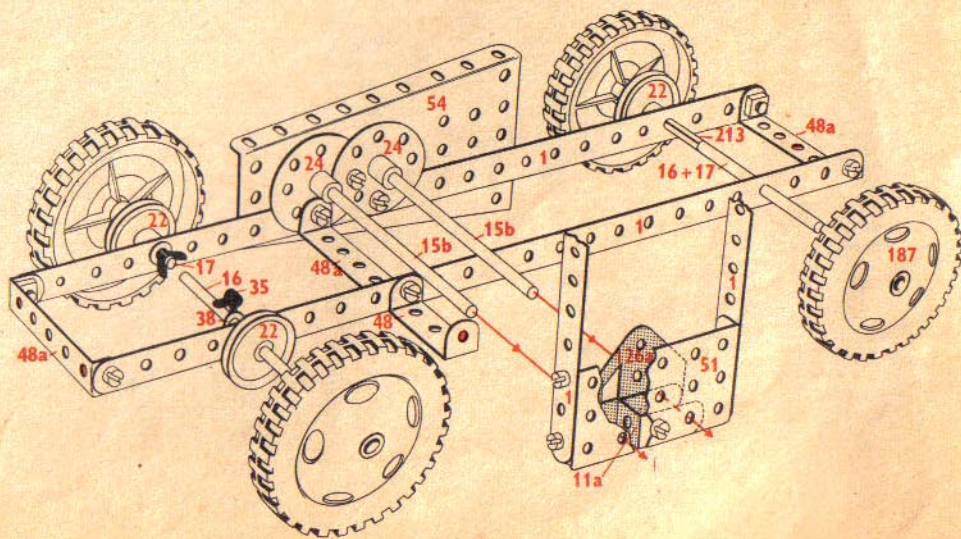
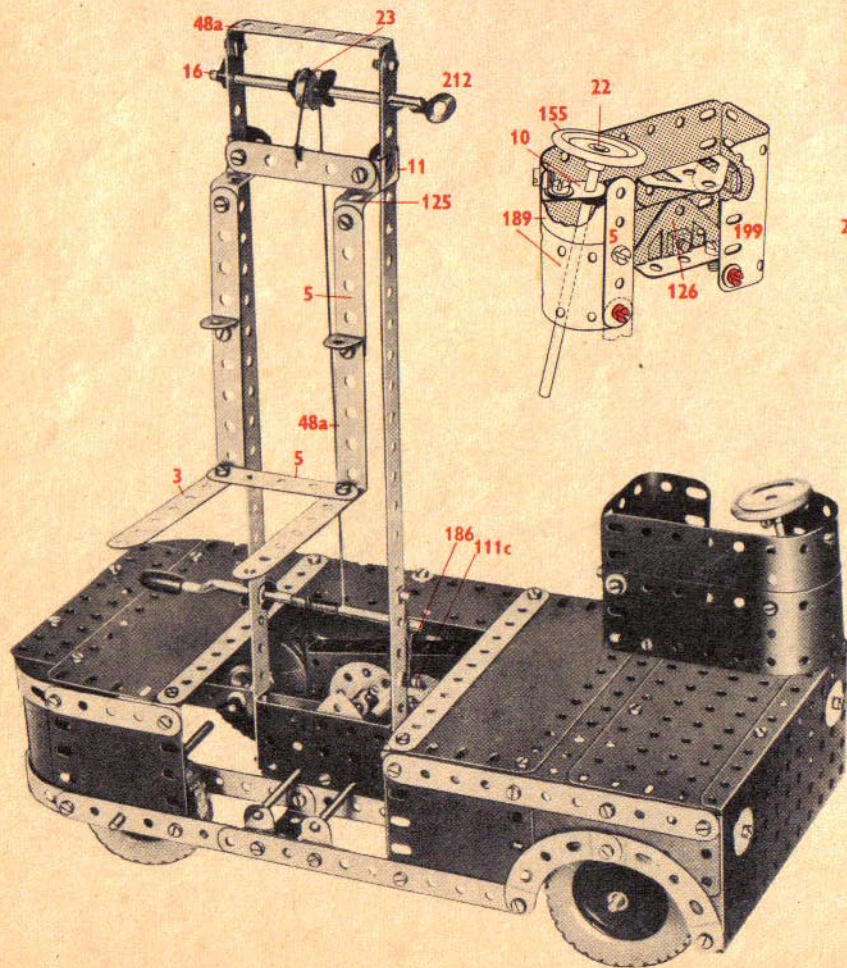
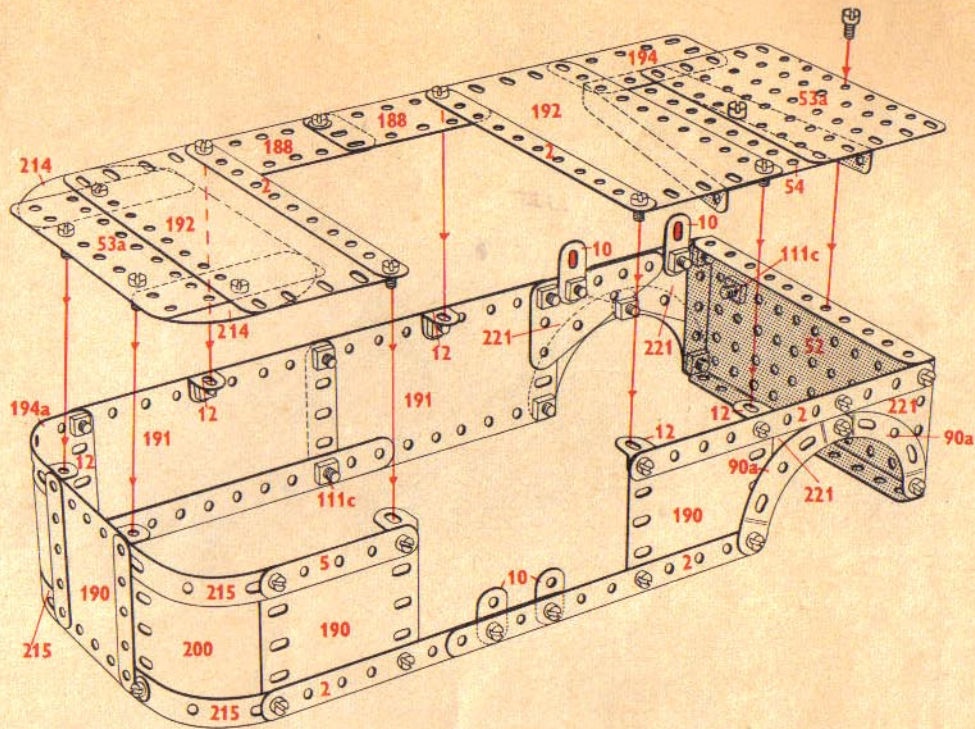
4.9	8 - 2	1 - 23	2 - 126
	2 - 3	2 - 24	2 - 126a
	9 - 5	8 - 35	2 - 142c
	4 - 10	93 - 37a	1 - 176
	2 - 11	76 - 37b	1 - 186
	1 - 11a	14 - 38	4 - 187
	10 - 12	2 - 38d	2 - 188
	1 - 12c	1 - 40	4 - 190
	4 - 16	1 - 48	1 - 193
	2 - 17	6 - 48a	2 - 194a
	2 - 18a	1 - 51	1 - 199
	1 - 18b	1 - 52	1 - 200
	1 - 19s	1 - 54	2 - 212a
	1 - 20a	4 - 90a	1 - 213
	4 - 22	6 - 111c	2 - 214
	2 - 22a	1 - 125	4 - 221



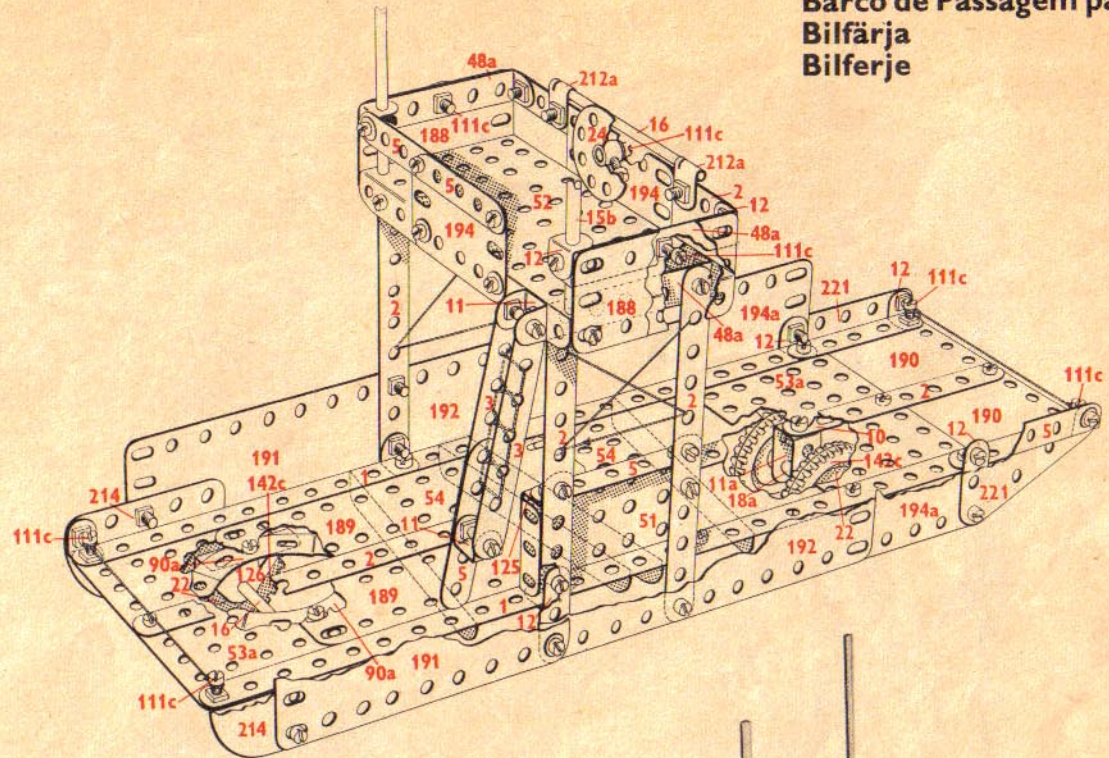
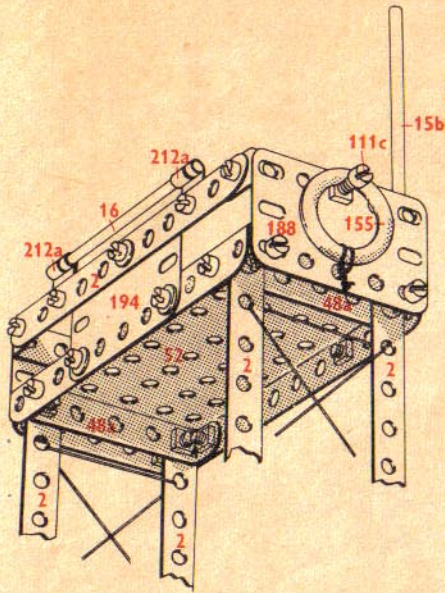
4.10 Side Fork-lift Truck/Vagoneta de Horquilla — Acción Lateral
 Carro com Plataforma Elevadora de Lado
 Sidogaffeltruck
 Gaffeltruck

4.10

4	-	1	78	-	37b	1	-	186
8	-	2	13	-	38	4	-	187
2	-	3	2	-	38d	2	-	188
9	-	5	1	-	40	2	-	189
5	-	10	1	-	48	3	-	190
2	-	11	6	-	48a	2	-	191
1	-	11a	1	-	51	2	-	192
9	-	12	1	-	52	1	-	194
2	-	15b	2	-	53a	1	-	194a
4	-	16	2	-	54	1	-	199
2	-	17	4	-	90a	1	-	200
1	-	19s	6	-	111c	1	-	212
4	-	22	2	-	125	1	-	213
1	-	23	2	-	126	2	-	214
2	-	24	1	-	126a	4	-	215
8	-	35	1	-	155	4	-	221
85	-	37a	1	-	176			




4.11 Car Ferry
 Barco Transporte de Coches
 Barco de Passagem para Carros
 Bilfärja
 Bilferje

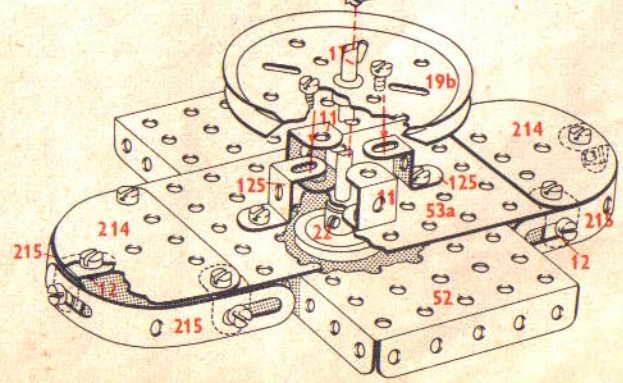
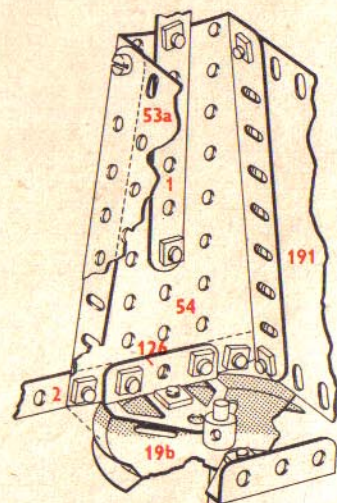
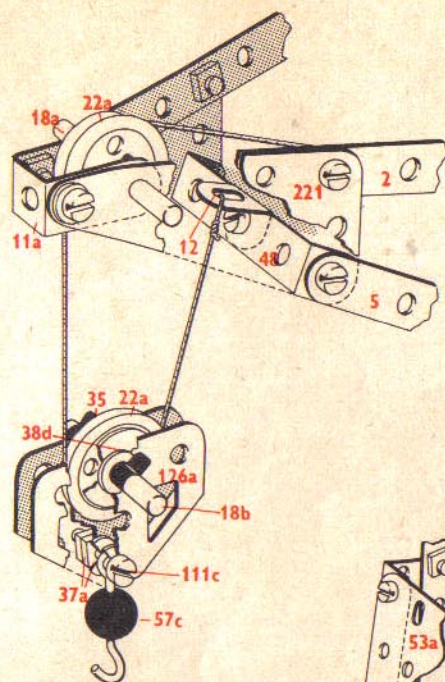



4.11

4	-	1	2	-	35	2	-	126
8	-	2	88	-	37a	4	-	142c
2	-	3	77	-	37b	2	-	155
8	-	5	14	-	38	2	-	188
1	-	10	1	-	40	2	-	189
2	-	11	4	-	48a	4	-	190
1	-	11a	1	-	51	2	-	191
10	-	12	1	-	52	2	-	192
2	-	15b	2	-	53a	2	-	194
2	-	16	2	-	54	2	-	194a
1	-	18a	2	-	90a	2	-	212a
4	-	22	6	-	111c	2	-	214
1	-	24	2	-	125	2	-	221



4.12 Forge Crane/Grúa de Forja/Guindaste de Forja
 Verkstadskran
 Verksted-kran



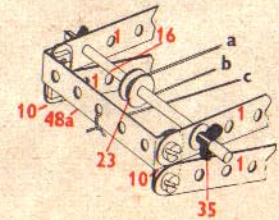

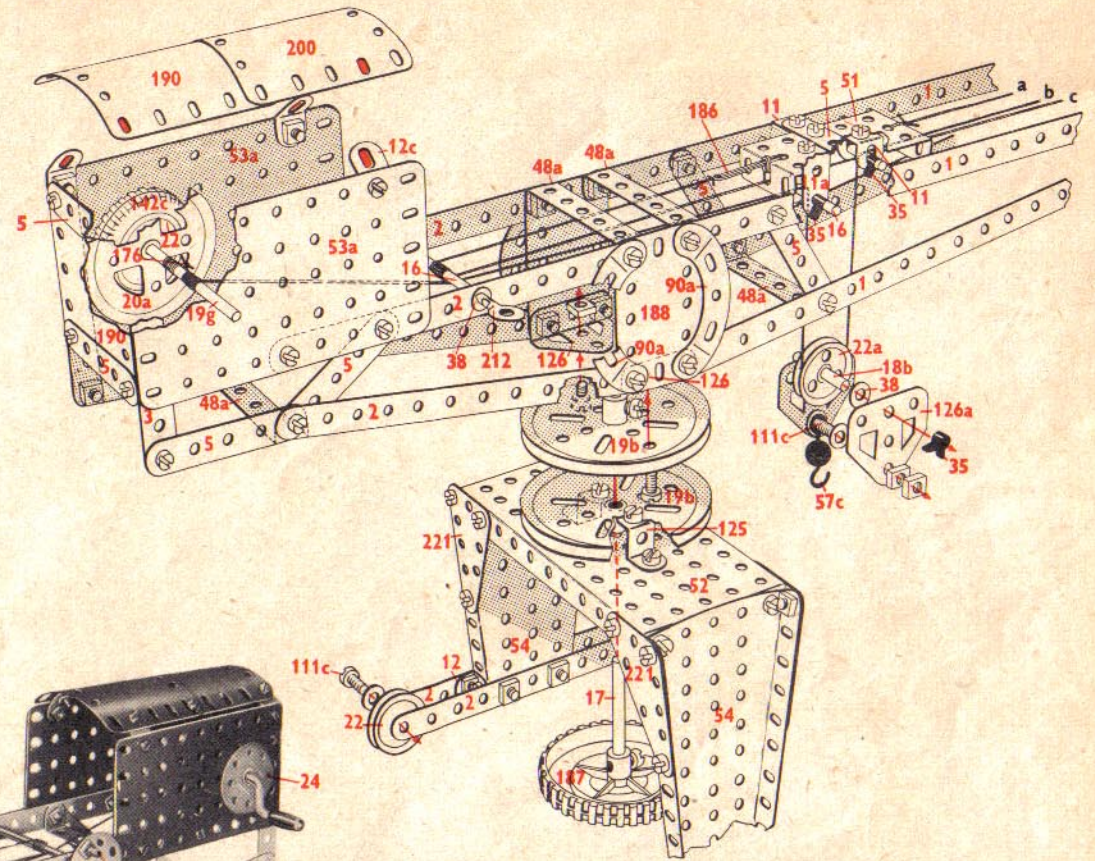
4.12

4	-	1	11	-	38
8	-	2	2	-	38d
2	-	3	1	-	40
8	-	5	1	-	48
4	-	10	6	-	48a
2	-	11	2	-	51
1	-	11a	1	-	52
7	-	12	2	-	53a
1	-	16	2	-	54
1	-	17	1	-	57c
1	-	18a	2	-	111c
1	-	18b	2	-	125
2	-	19b	2	-	126
1	-	19s	2	-	126a
1	-	20a	1	-	176
3	-	22	1	-	186
2	-	22a	1	-	191
6	-	35	2	-	214
80	-	37a	4	-	215
76	-	37b	4	-	221

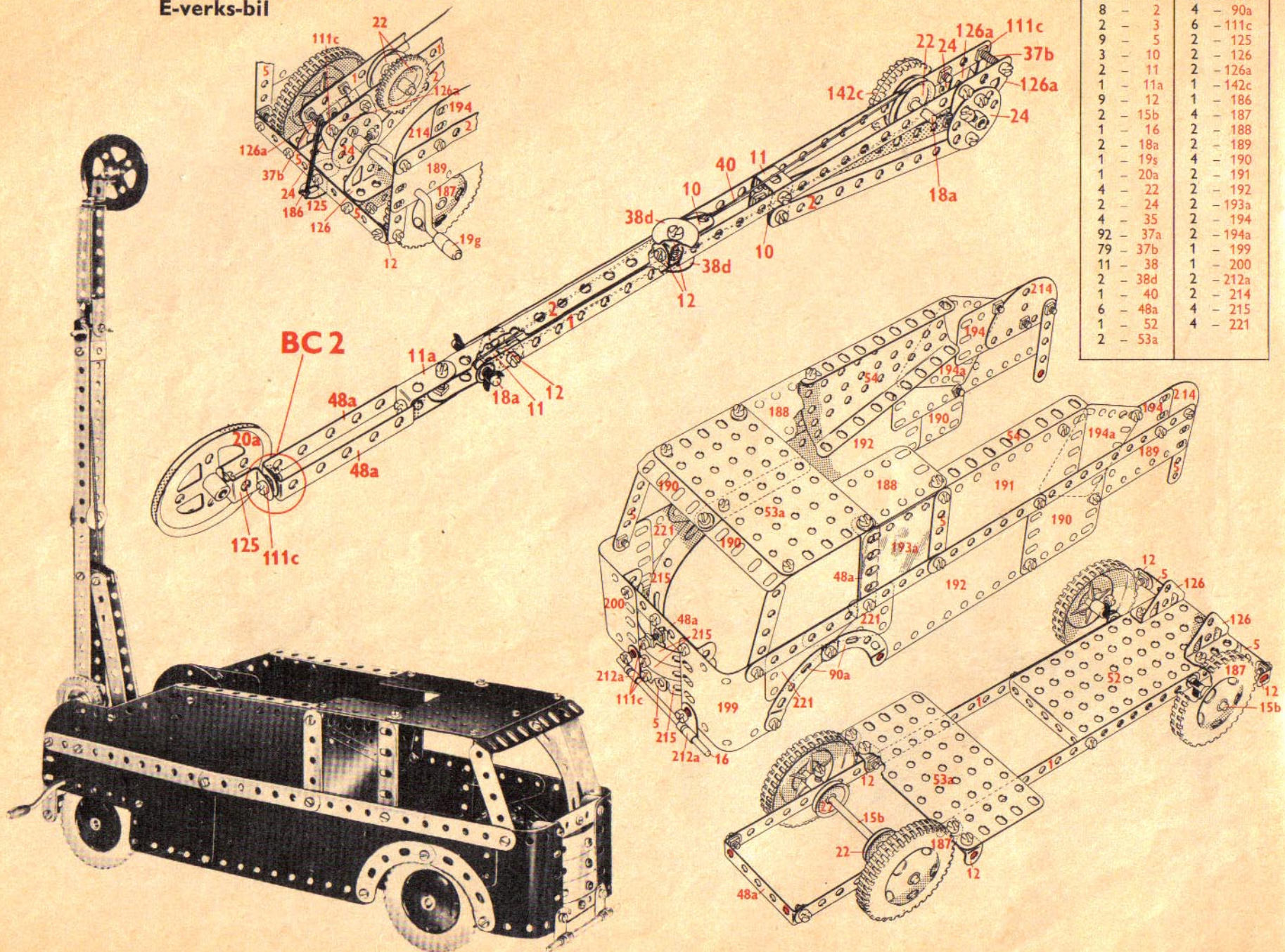
4.13 Hammerhead Crane/Grúa de Martillo/Guindaste Giratório Traverskran Kran

4.13

4	-	1	11	-	38
8	-	2	1	-	40
2	-	3	6	-	48a
9	-	5	1	-	51
2	-	10	1	-	52
2	-	11	2	-	53a
1	-	11a	2	-	54
10	-	12	1	-	57c
4	-	12c	4	-	90a
2	-	16	6	-	111c
1	-	17	2	-	125
2	-	18a	2	-	126
1	-	18b	2	-	126a
2	-	19b	1	-	142c
1	-	19g	1	-	176
1	-	20a	1	-	186
4	-	22	1	-	187
2	-	22a	2	-	188
1	-	23	2	-	190
2	-	24	1	-	200
8	-	35	1	-	212
83	-	37a	2	-	214
80	-	37b	4	-	221



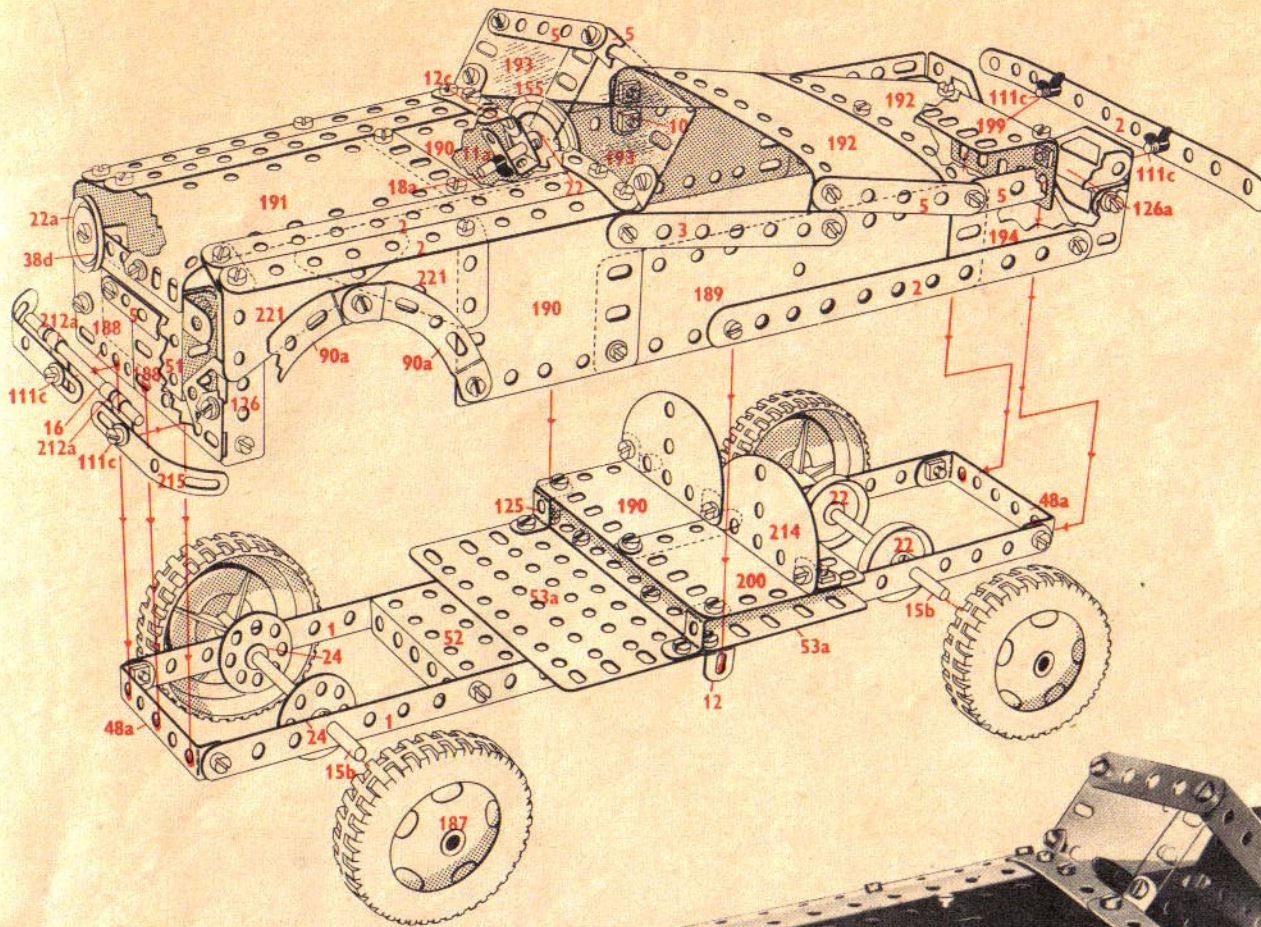
4.14 Extending Mast Vehicle/Vehículo con Mástil Elevadizo
 Carro com Mastro Extensível
 Fordon med utdragbar mast
 E-verks-bil



4.14


4	-	1	2	-	54
8	-	2	4	-	90a
2	-	3	6	-	111c
9	-	5	2	-	125
3	-	10	2	-	126
2	-	11	2	-	126a
1	-	11a	1	-	142c
9	-	12	1	-	186
2	-	15b	4	-	187
1	-	16	2	-	188
2	-	18a	2	-	189
1	-	19s	4	-	190
1	-	20a	2	-	191
4	-	22	2	-	192
2	-	24	2	-	193a
4	-	35	2	-	194
92	-	37a	2	-	194a
79	-	37b	1	-	199
11	-	38	1	-	200
2	-	38d	2	-	212a
1	-	40	2	-	214
6	-	48a	4	-	215
1	-	52	4	-	221
2	-	53a			

4.15 Sports Car/Coche de Sport Carro de Sport/Sportvagn Sportsbil




4.15

2	-	1	1	-	52
7	-	2	2	-	53a
2	-	3	4	-	90a
9	-	5	5	-	111c
4	-	10	2	-	125
1	-	11a	2	-	126
9	-	12	2	-	126a
4	-	12c	1	-	155
2	-	15b	4	-	187
1	-	16	2	-	188
1	-	18a	2	-	189
3	-	22	4	-	190
2	-	22a	1	-	191
1	-	23	2	-	192
2	-	24	2	-	193
3	-	35	2	-	194
92	-	37a	1	-	199
81	-	37b	1	-	200
12	-	38	2	-	212a
2	-	38d	2	-	214
2	-	48a	2	-	215
1	-	51	4	-	221




4.16 Cabin Cruiser
 Lancha con Camarote
 Lancha com Beliche
 Havskryssare
 Motorbåt

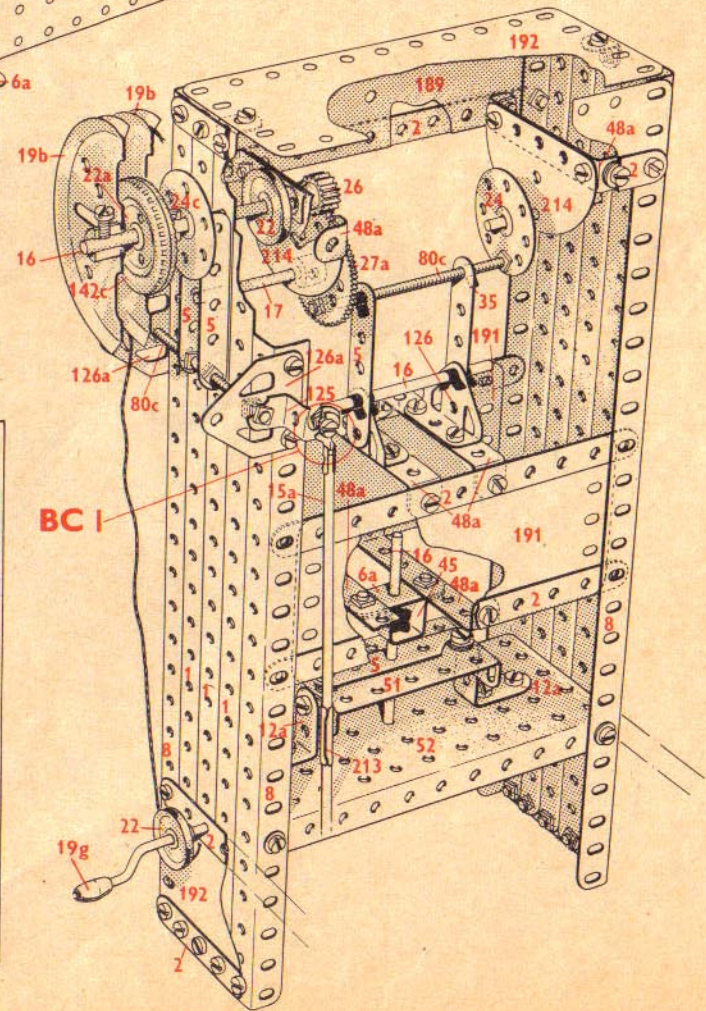
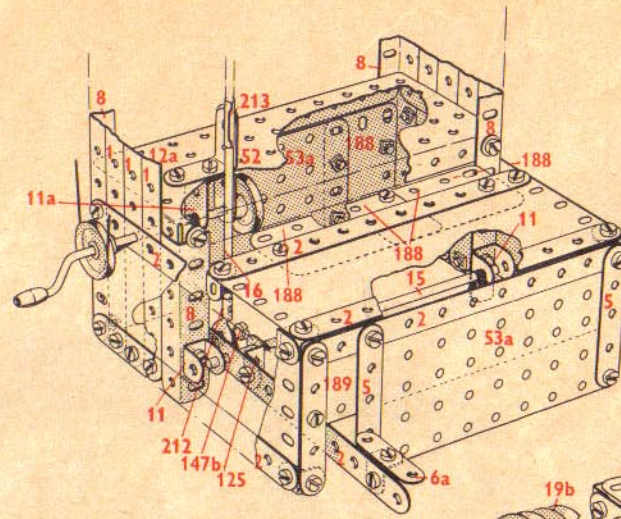



4.16

2 - 1	76 - 37b	2 - 189
8 - 2	10 - 38	4 - 190
2 - 3	2 - 38d	2 - 191
9 - 5	6 - 48a	2 - 192
2 - 10	1 - 51	1 - 193
8 - 12	1 - 52	2 - 194
2 - 12c	1 - 53a	2 - 194a
2 - 15b	1 - 54	1 - 199
1 - 16	2 - 90a	1 - 200
1 - 17	5 - 111c	1 - 213
4 - 22	2 - 125	2 - 214
1 - 24	2 - 126a	4 - 221
3 - 35	2 - 155	
84 - 37a	2 - 188	




5.1 Power Press
 Prensa Automática
 Kraftpress
 Presse



5.1

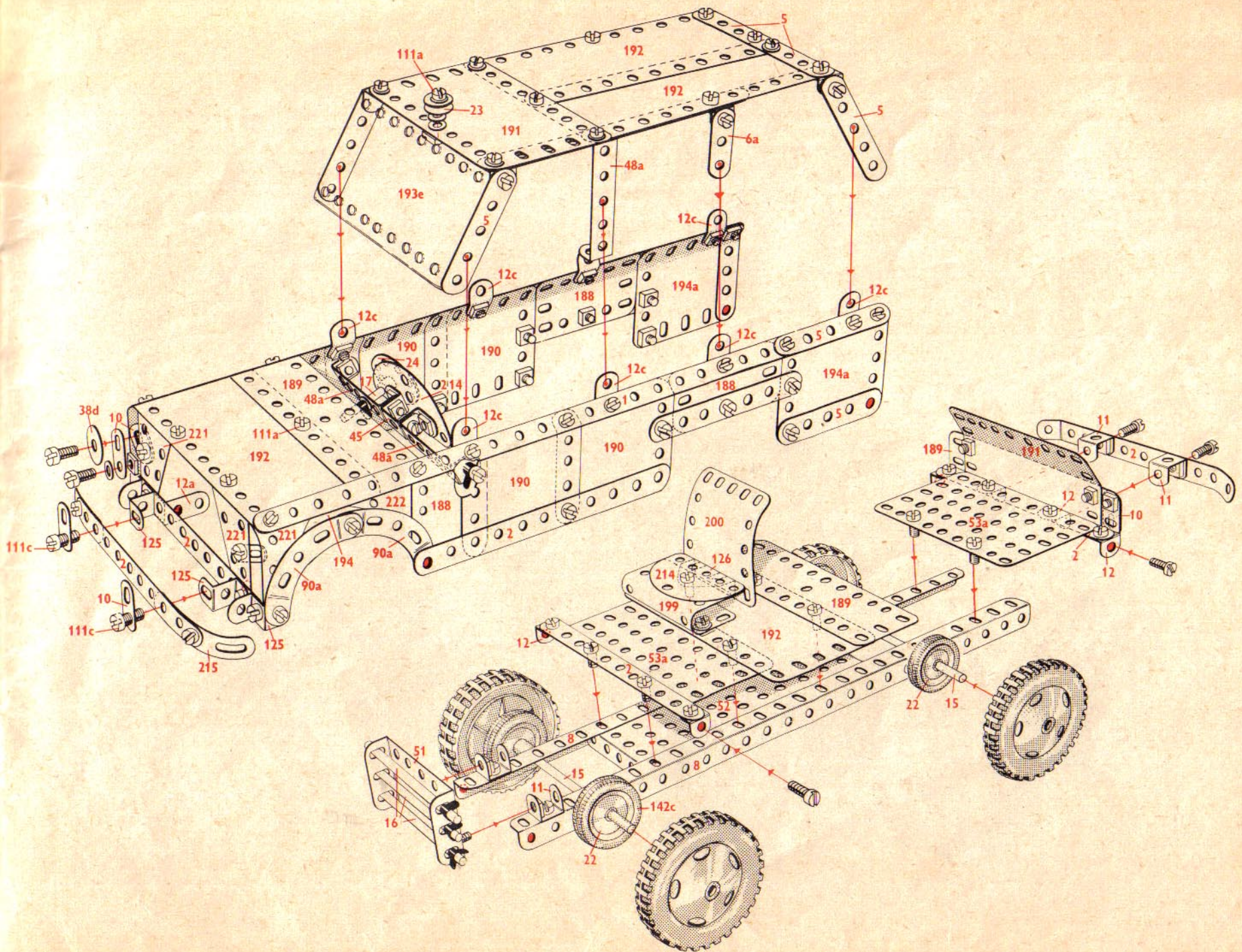
6	-	1	96	-	37b
14	-	2	14	-	38
10	-	5	1	-	40
2	-	6a	1	-	45
4	-	8	6	-	48a
2	-	11	1	-	51
1	-	11a	1	-	52
9	-	12	2	-	53a
2	-	12a	2	-	80c
1	-	15	1	-	111a
1	-	15a	2	-	125
4	-	16	2	-	126
2	-	17	2	-	126a
2	-	19b	1	-	142c
1	-	19s	1	-	147b
3	-	22	3	-	188
1	-	22a	3	-	189
1	-	24	2	-	191
1	-	24c	4	-	192
1	-	26	2	-	212
1	-	27a	1	-	213
12	-	35	2	-	214
111	-	37a			

5.2 Shooting Brake
 Ranchera
 Automóvel Jardineira
 Kombivagn
 Stasjonsvogn



5.2


2 - 1	1 - 24	4 - 142c
11 - 2	8 - 35	4 - 187
2 - 3	119 - 37a	4 - 188
12 - 5	110 - 37b	3 - 189
2 - 6a	16 - 38	4 - 190
2 - 8	2 - 38d	2 - 191
8 - 10	1 - 45	4 - 192
4 - 11	4 - 48a	1 - 193e
12 - 12	1 - 51	2 - 194
2 - 12a	1 - 52	2 - 194a
8 - 12c	2 - 53a	1 - 199
2 - 15	4 - 90a	1 - 200
3 - 16	2 - 111a	2 - 214
1 - 17	5 - 111c	2 - 215
4 - 22	4 - 125	4 - 221
1 - 23	1 - 126	2 - 222

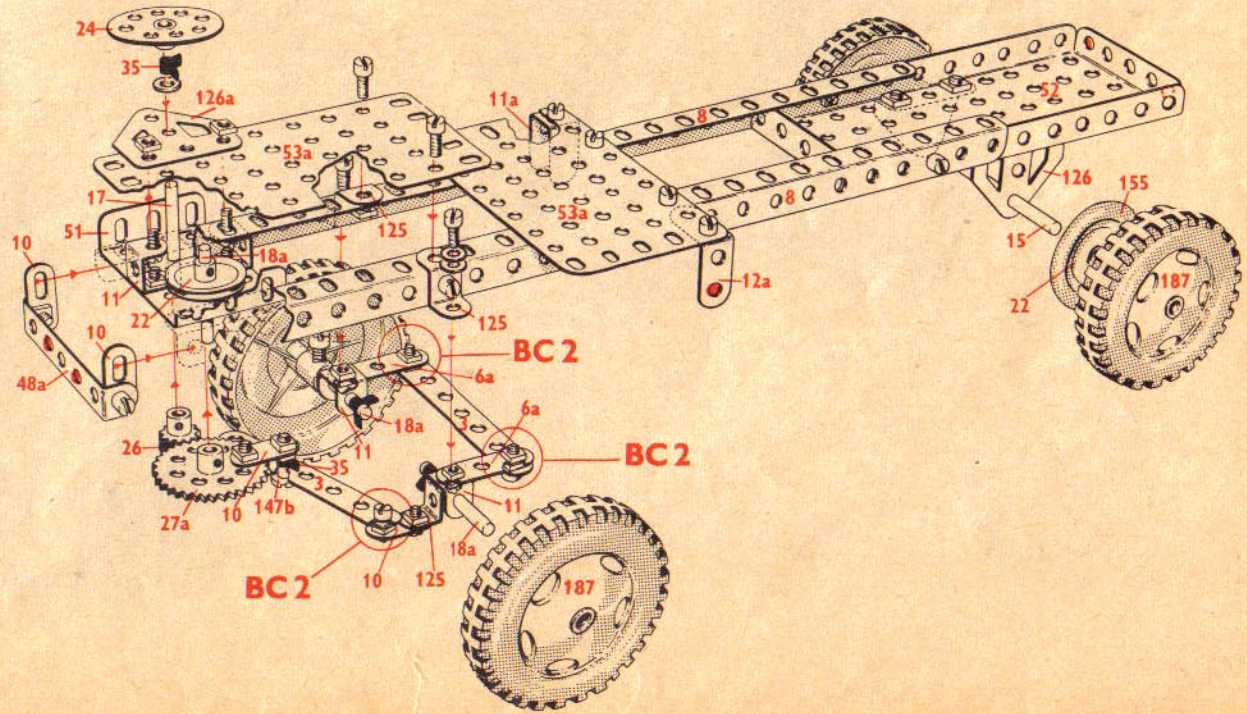
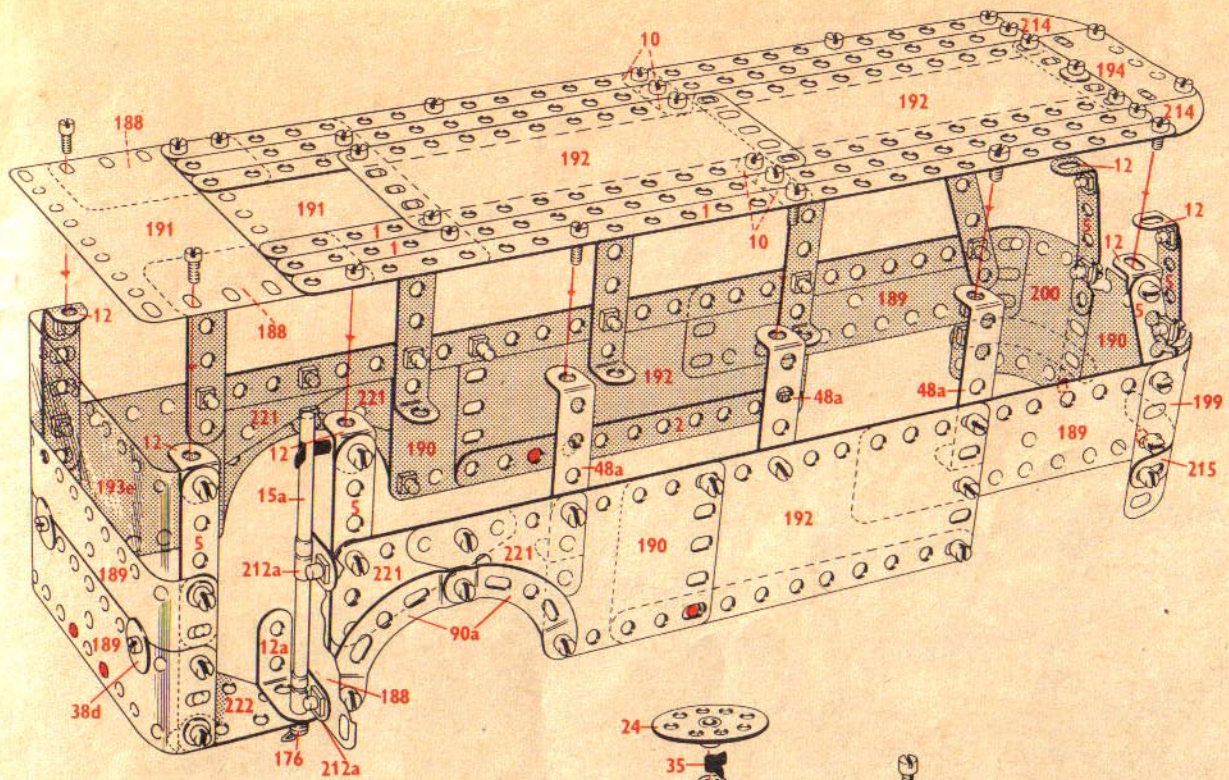


5.3 Single Deck Bus
Autobus
Enkeldäckad buss
Buss


5.3

8	-	1	1	-	26	2	-	155
2	-	2	1	-	27a	1	-	176
2	-	3	5	-	35	4	-	187
10	-	5	117	-	37a	3	-	188
2	-	6a	108	-	37b	4	-	189
2	-	8	14	-	38	4	-	190
8	-	10	2	-	38d	2	-	191
4	-	11	7	-	48a	4	-	192
1	-	11a	1	-	51	1	-	193e
9	-	12	1	-	52	1	-	194
2	-	12a	2	-	53a	1	-	199
1	-	15	4	-	90a	1	-	200
1	-	15a	4	-	111c	2	-	212a
1	-	17	3	-	125	2	-	214
3	-	18a	2	-	126	2	-	215
3	-	22	1	-	126a	4	-	221
1	-	24	1	-	147b	1	-	222






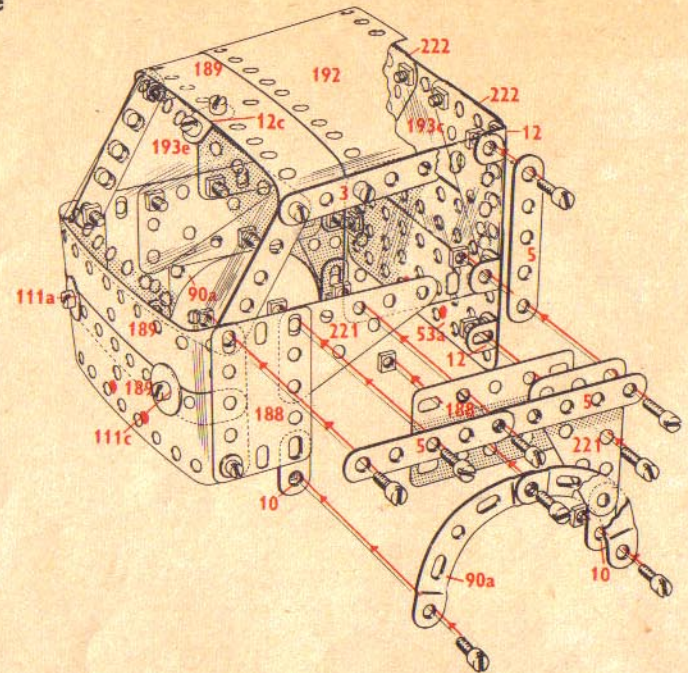
5.4 Glazier's Lorry
Camión de Vidriero
Camião com Suporte para Espelho
Transportbil för glas
Lastebil for glass




5.5 Tipping Lorry
 Camión de Volquete
 Camião Basculante
 Lastbil med tipp
 Lastebil med tipp

5.5


10	1	1	26	1	147b
9	2	1	27a	1	176
2	3	13	35	4	187
12	5	120	37a	4	188
2	6a	108	37b	3	189
4	8	20	38	4	190
8	10	2	38d	2	191
4	11	1	40	4	192
8	12	1	45	2	193a
3	12c	7	48a	1	193c
1	15	1	52	1	193e
2	15b	2	53a	2	194a
3	16	4	90a	1	199
1	17	2	111a	2	200
3	18a	6	111c	1	212
1	18b	1	115	2	212a
1	19s	4	125	1	213
4	22	2	126	4	221
1	23	1	126a	2	222
2	24	2	142f		



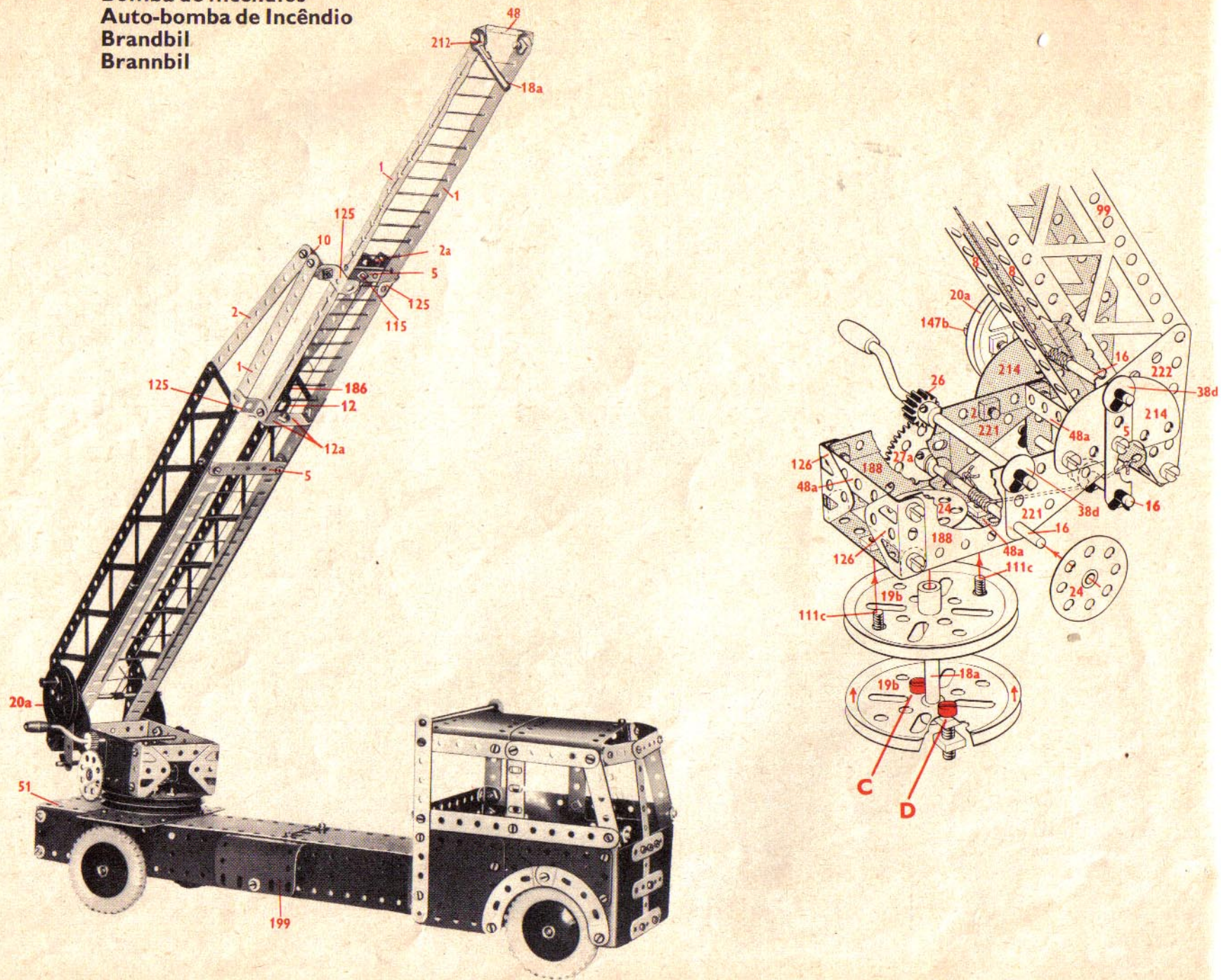
5.6 Tractor
Traktor

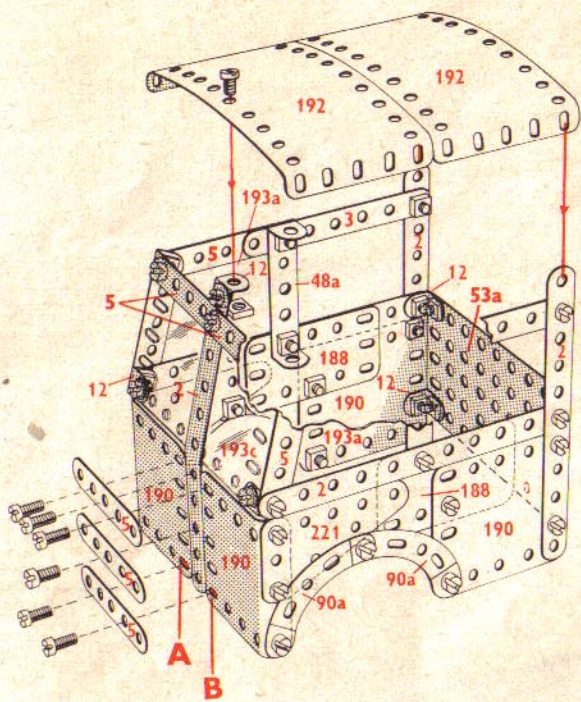


5.7 Dockyard Locomotive
Locomotora de Astillero
Locomotiva de Caes
Dock-lokomotiv
Lokomotiv



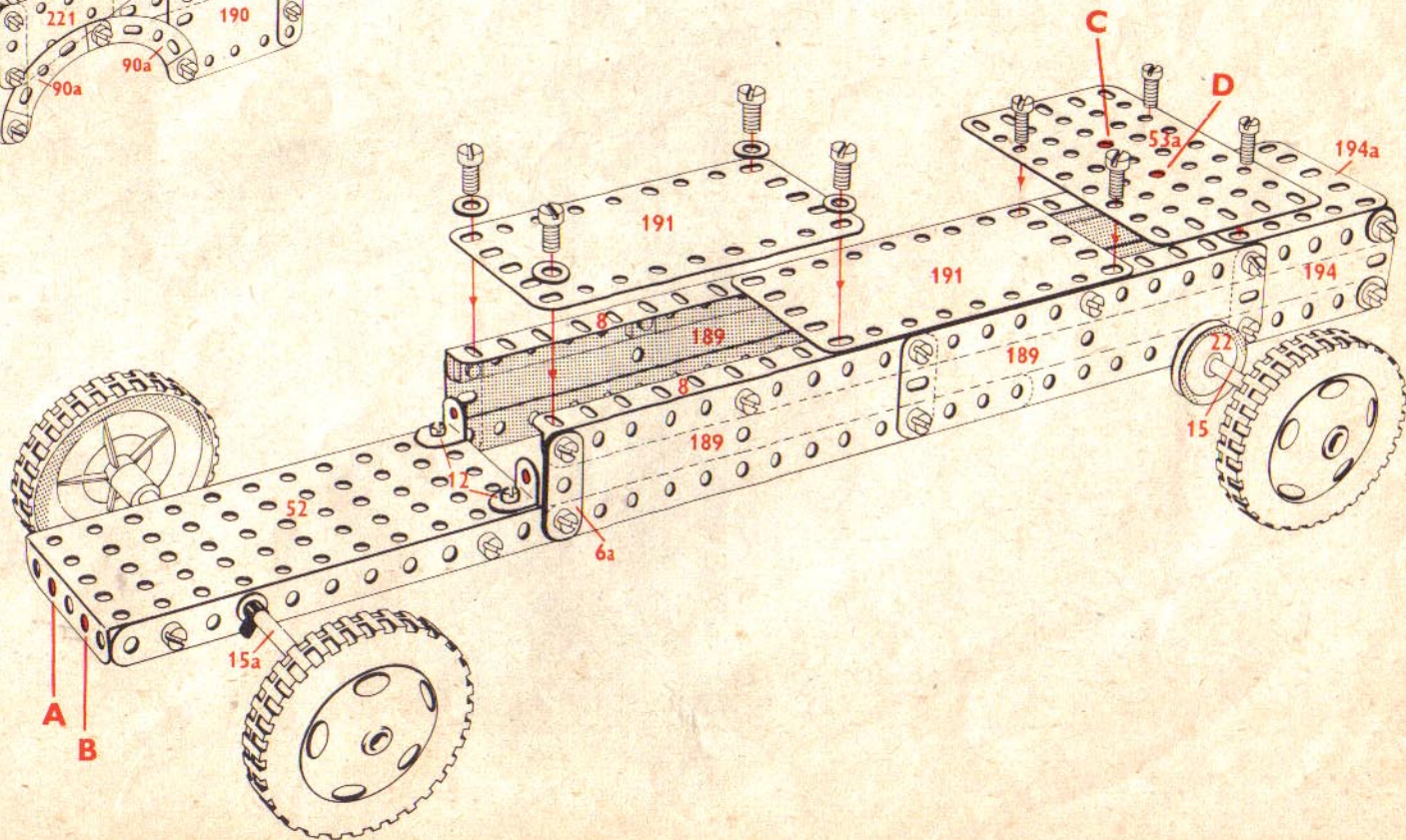
5.8 Fire Engine
 Bomba de Incendios
 Auto-bomba de Incêndio
 Brandbil
 Brannbil






5.8

8	1	1	26	1	147b
9	2	1	27a	1	176
2	3	11	35	1	186
12	5	120	37a	4	187
2	6a	109	37b	4	188
4	8	19	38	4	189
5	10	2	38d	4	190
12	12	1	40	2	191
2	12a	1	45	2	192
2	15	1	48	2	193a
1	15a	8	48a	1	193c
3	16	1	51	2	194
1	18a	1	52	1	194a
1	18b	2	53a	1	199
2	19b	4	90a	1	212
1	19s	2	99	1	213
1	20a	2	111a	2	214
2	22	5	111c	4	221
1	22a	1	115	2	222
1	23	4	125		
2	24	2	126		

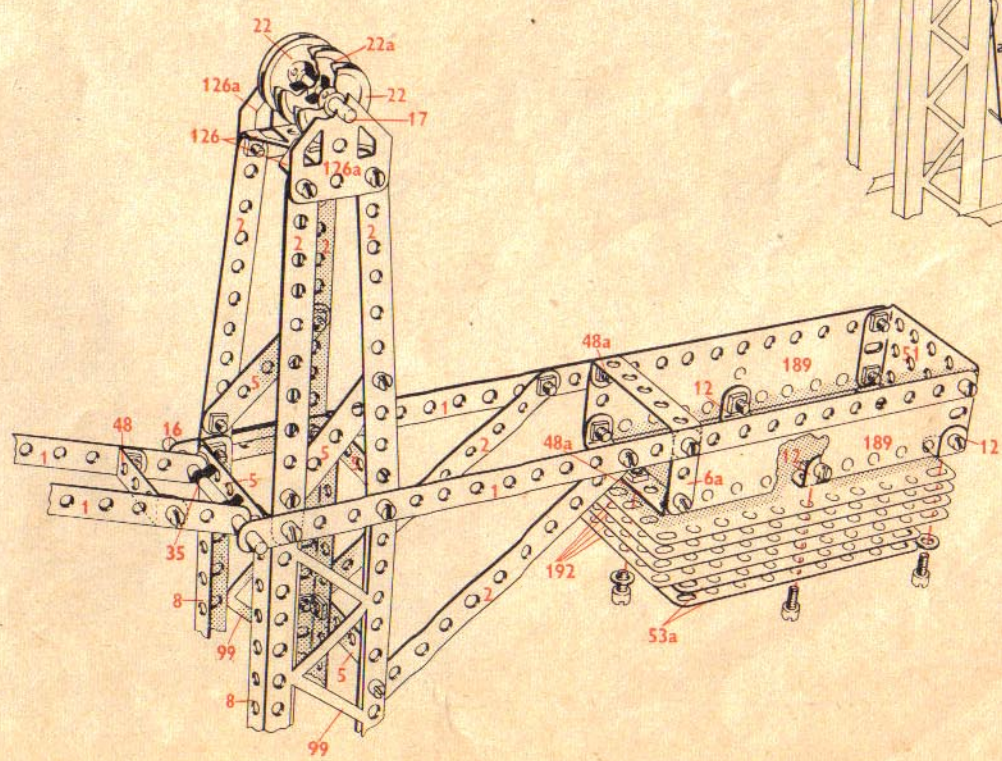

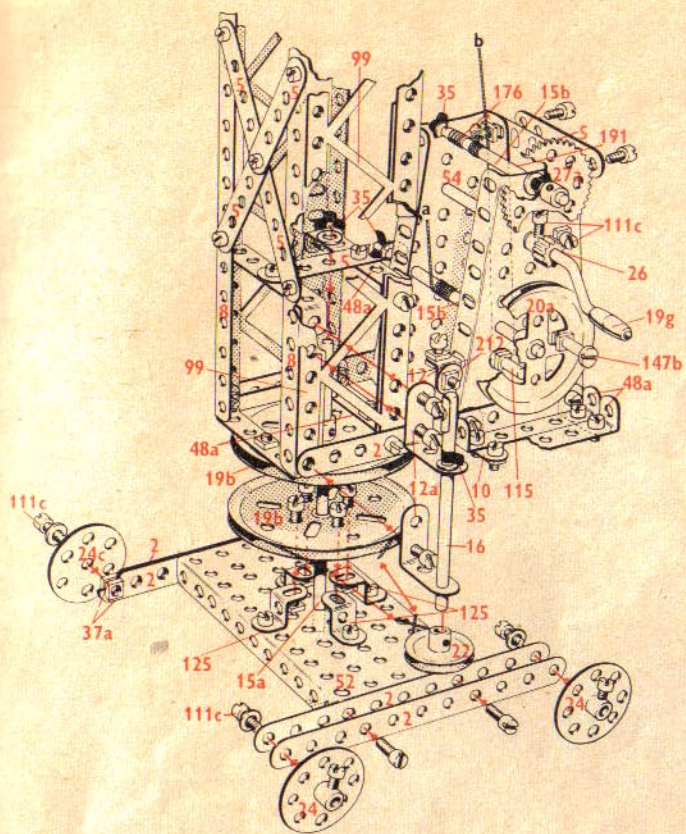


5.9 Builder's Crane
 Grúa de Constructor
 Guindaste de Empreiteiro
 Byggnadskran
 Bygekran



5.9


6 - 1	104 - 37a
12 - 2	95 - 37b
12 - 5	19 - 38
2 - 6a	1 - 40
4 - 8	1 - 48
4 - 10	8 - 48a
1 - 11a	1 - 51
9 - 12	1 - 52
2 - 12a	2 - 53a
1 - 15a	2 - 54
2 - 15b	1 - 57c
2 - 16	2 - 99
2 - 17	2 - 111a
1 - 18b	6 - 111c
2 - 19b	1 - 115
1 - 19s	4 - 125
1 - 20a	2 - 126
5 - 22	2 - 126a
1 - 22a	1 - 147b
1 - 23	1 - 176
2 - 24	2 - 189
2 - 24c	1 - 191
1 - 26	4 - 192
1 - 27a	1 - 212
13 - 35	



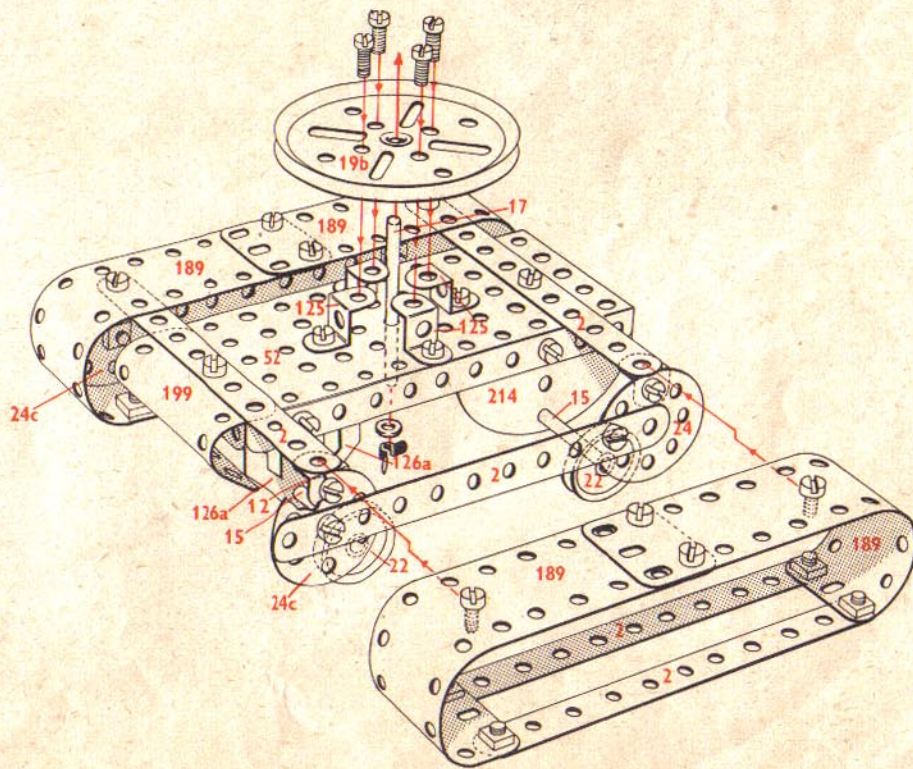
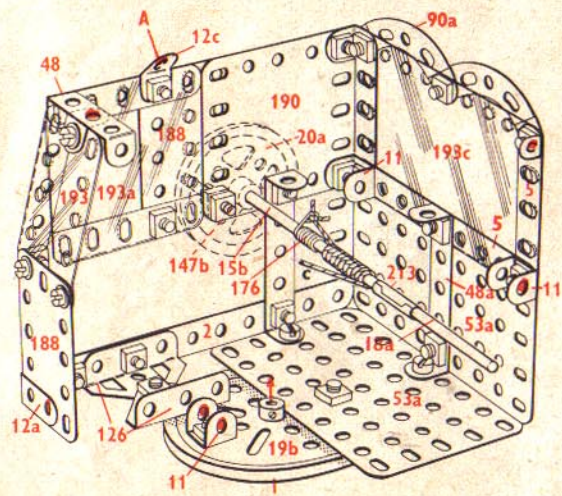
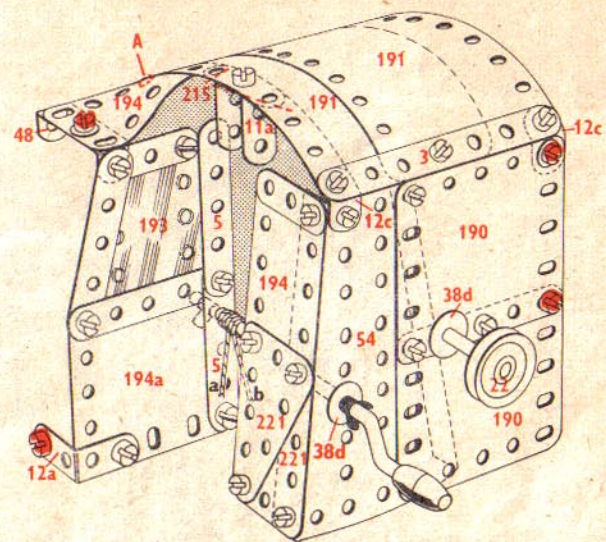
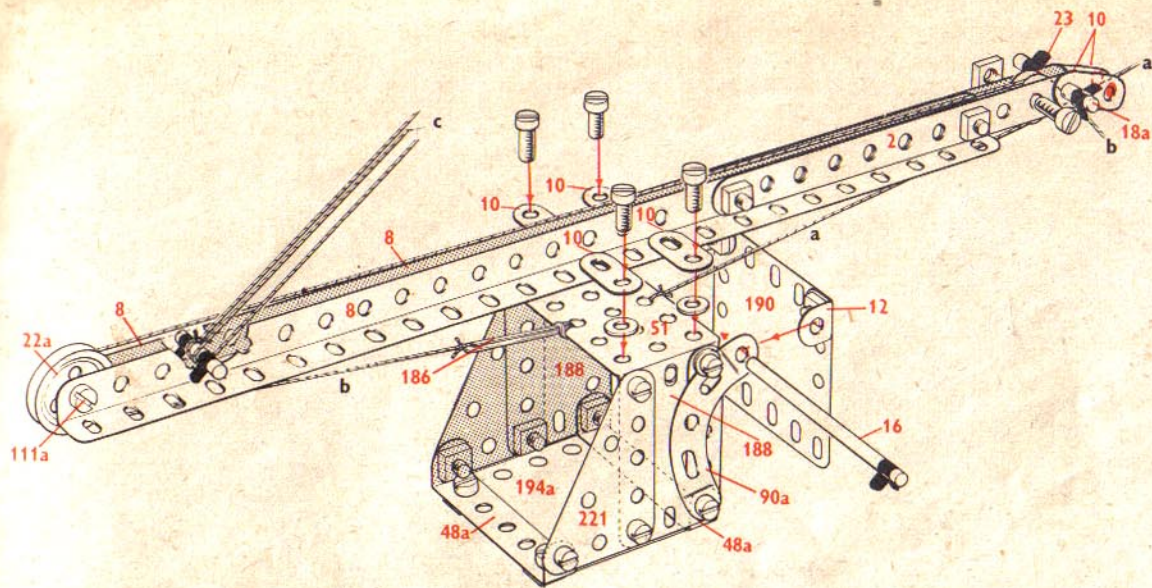
5.10 Excavator
Excavador
Grävmaskin
Gravemaskin

5.10


11 - 2	1 - 18b	6 - 48a	4 - 190
2 - 3	2 - 19b	1 - 51	2 - 191
12 - 5	1 - 19s	1 - 52	1 - 192
2 - 6a	1 - 20a	2 - 53a	2 - 193
2 - 8	5 - 22	1 - 54	1 - 193a
6 - 10	2 - 22a	4 - 90a	2 - 194
3 - 11	1 - 23	2 - 111a	2 - 194a
1 - 11a	2 - 24	5 - 111c	1 - 199
11 - 12	2 - 24c	1 - 115	1 - 212
2 - 12a	14 - 35	4 - 125	1 - 213
4 - 12c	121 - 37a	2 - 126	2 - 214
2 - 15	110 - 37b	2 - 126a	2 - 215
1 - 15b	20 - 38	1 - 147b	4 - 221
1 - 16	2 - 38d	1 - 176	
1 - 17	1 - 40	4 - 188	
3 - 18a	1 - 48	4 - 189	

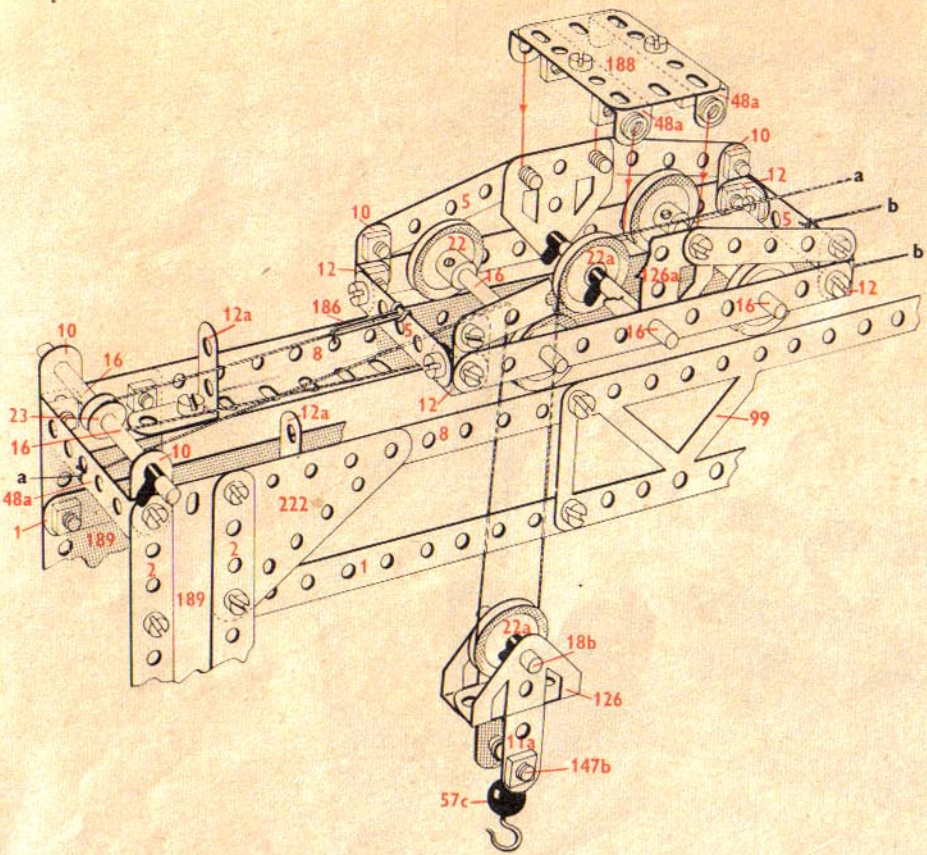


15b + 18a + 213



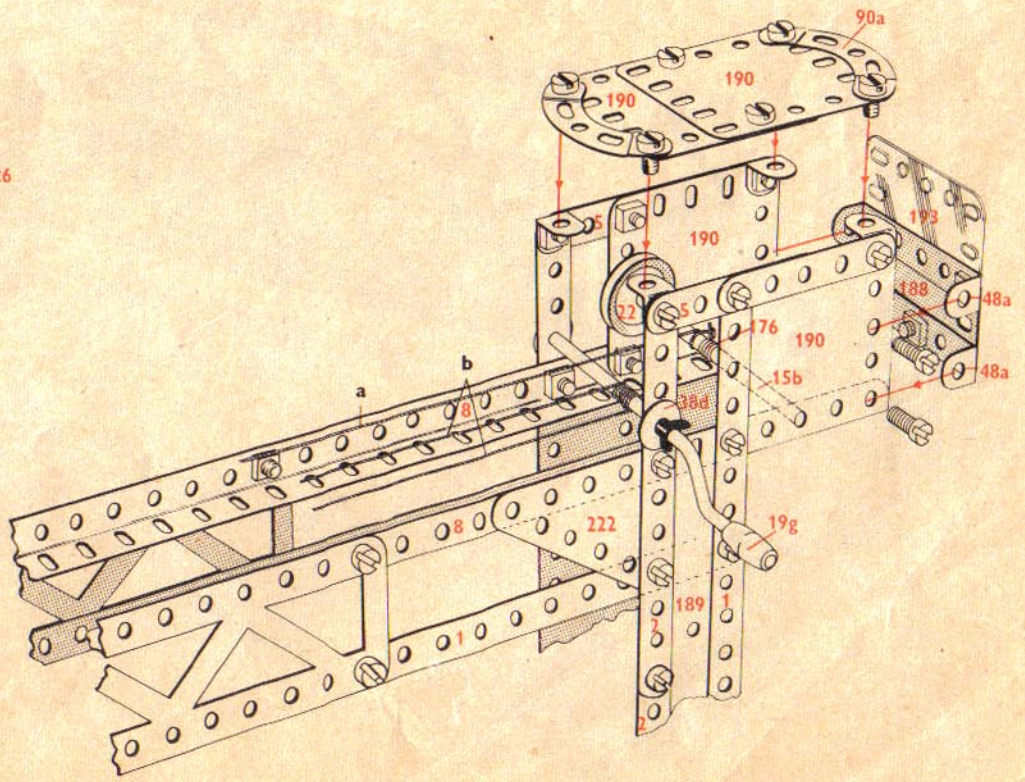
5.11 Gantry Crane
Grúa de Cabria
Guindaste sobre Pontilhão
Ställningskran
Havnekran






5.11

10 - 1	2 - 22a	1 - 111a
12 - 2	1 - 23	6 - 111c
2 - 3	2 - 24	1 - 115
12 - 5	2 - 24c	3 - 125
4 - 8	10 - 35	2 - 126
6 - 10	119 - 37a	2 - 126a
4 - 11	110 - 37b	1 - 147b
1 - 11a	19 - 38	1 - 176
8 - 12	2 - 38d	1 - 186
2 - 12a	1 - 40	2 - 188
1 - 15a	1 - 45	4 - 189
2 - 15b	8 - 48a	4 - 190
4 - 16	1 - 51	1 - 193
2 - 18a	1 - 52	2 - 212a
1 - 18b	1 - 53a	1 - 213
1 - 19s	1 - 57c	4 - 221
1 - 20a	4 - 90a	2 - 222
5 - 22	2 - 99	




5.12 Lifting Bridge/Puente Levadizo/Ponte Levadiça
Klaffbro/Löftebro



5.12

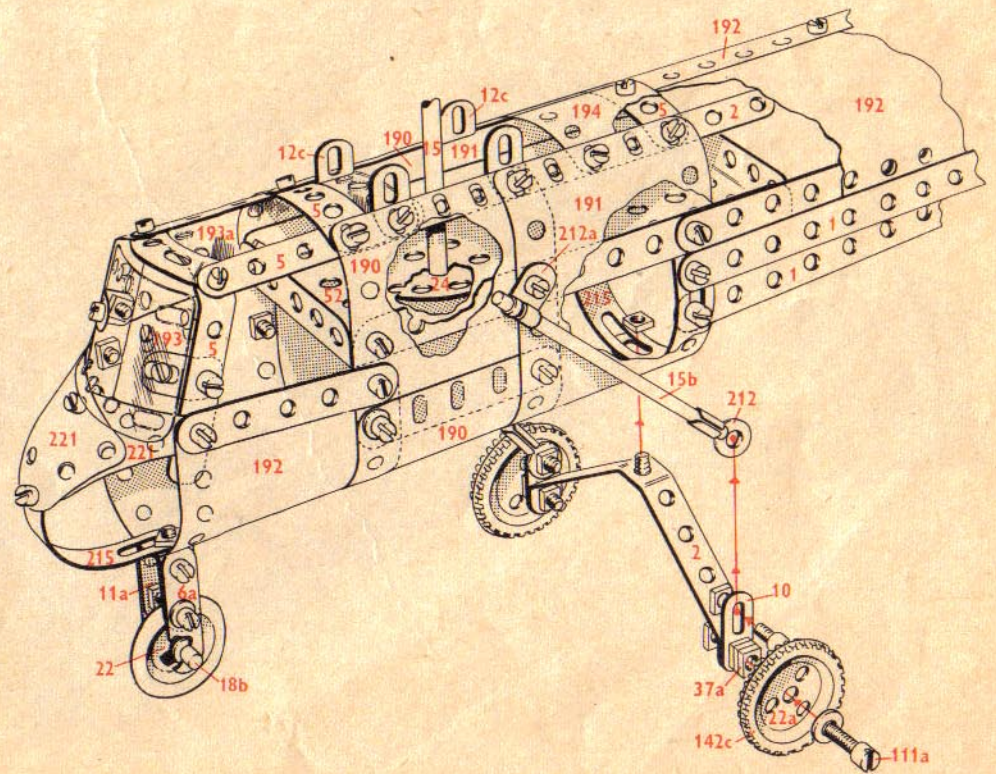
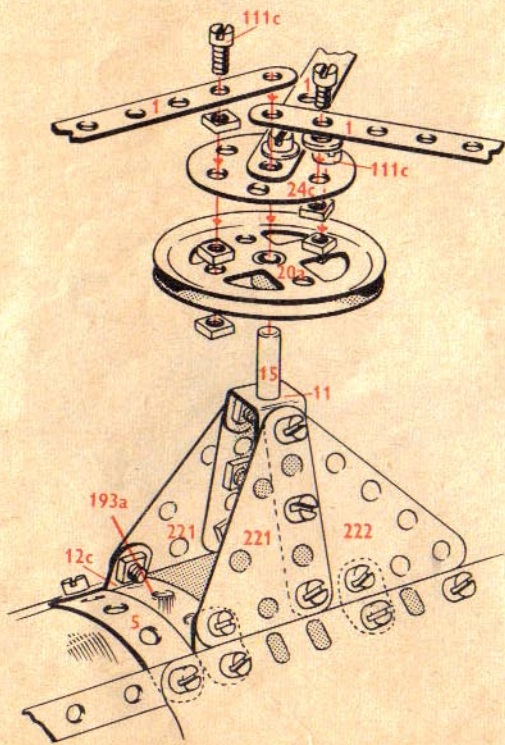
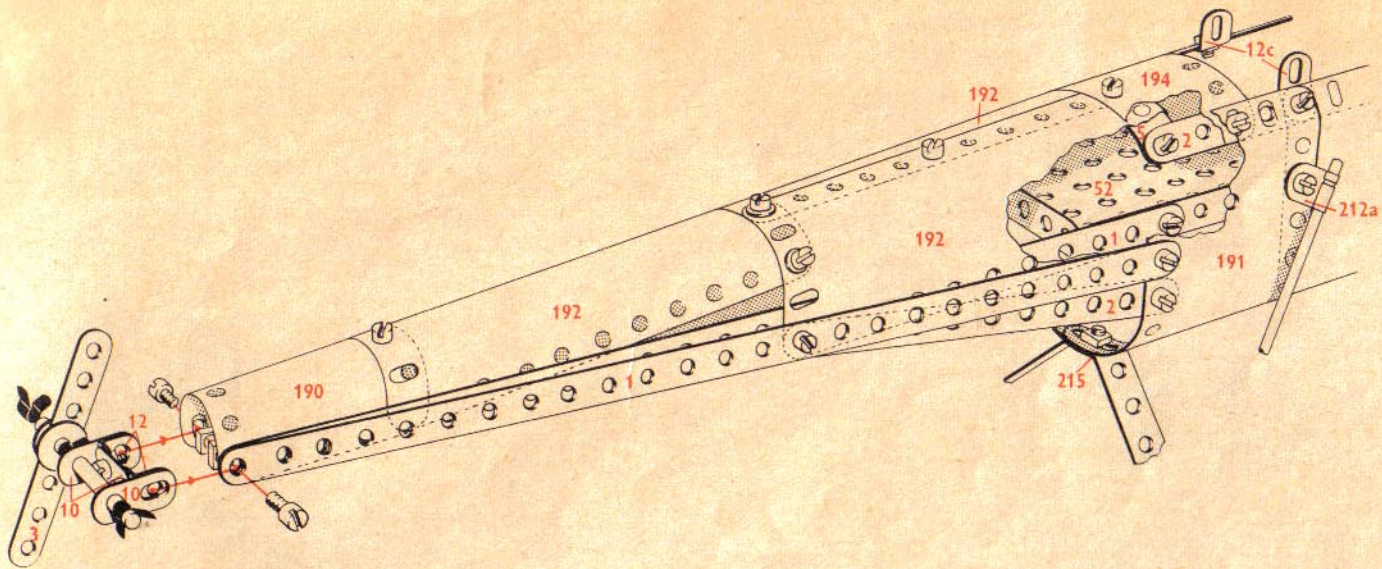
10	-	1
13	-	2
2	-	3
10	-	5
4	-	8
4	-	11
12	-	12
2	-	15
1	-	15a
1	-	15b
1	-	17
1	-	19b
1	-	26
1	-	27a
6	-	35
117	-	37a
110	-	37b
15	-	38
1	-	40
8	-	48a
1	-	51
1	-	52
2	-	53a
2	-	54
2	-	99
1	-	111a
6	-	111c
4	-	125
2	-	126
3	-	188
2	-	189
4	-	190
2	-	191
4	-	192
2	-	193
2	-	193a
1	-	193c
2	-	194
1	-	213
2	-	214
2	-	215
4	-	221

5.13 Helicopter
Helicóptero
Helikopter




5.13

7 - 1	1 - 20a	2 - 142c
8 - 2	1 - 22	1 - 155
1 - 3	2 - 22a	4 - 190
10 - 5	1 - 24	2 - 191
2 - 6a	1 - 24c	4 - 192
8 - 10	4 - 35	1 - 193
1 - 11	92 - 37a	1 - 193a
1 - 11a	79 - 37b	1 - 194
2 - 12	13 - 38	1 - 199
6 - 12c	2 - 38d	2 - 212
1 - 15	1 - 52	2 - 212a
2 - 15b	1 - 90a	3 - 215
1 - 17	2 - 111a	4 - 221
1 - 18b	2 - 111c	2 - 222

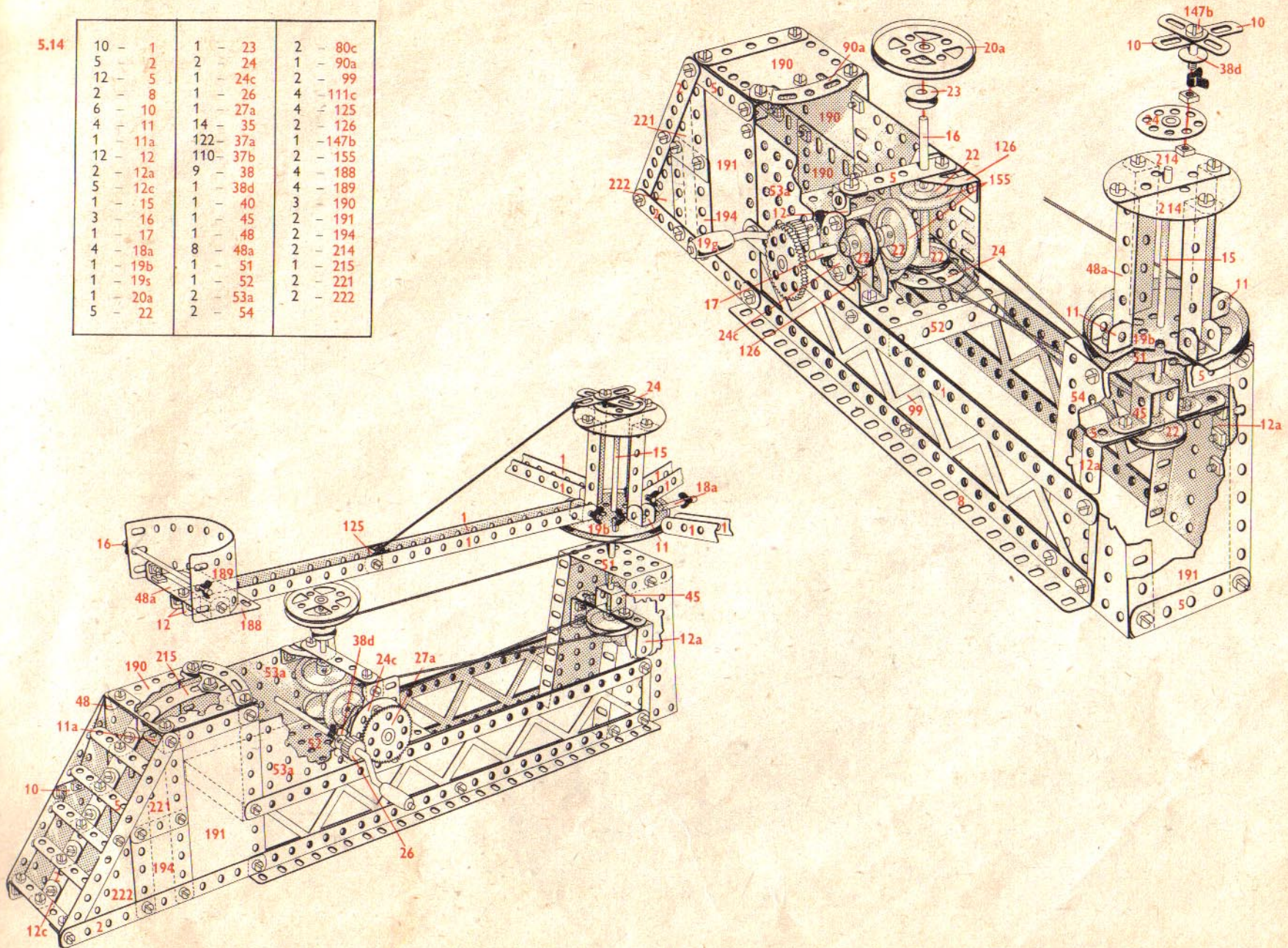


5.14 Roundabout
Tio Vivo
Carrossel
Karussell




5.14

10 - 1	1 - 23	2 - 80c
5 - 2	2 - 24	1 - 90a
12 - 5	1 - 24c	2 - 99
2 - 8	1 - 26	4 - 111c
6 - 10	1 - 27a	4 - 125
4 - 11	14 - 35	2 - 126
1 - 11a	122 - 37a	1 - 147b
12 - 12	110 - 37b	2 - 155
2 - 12a	9 - 38	4 - 188
5 - 12c	1 - 38d	4 - 189
1 - 15	1 - 40	3 - 190
3 - 16	1 - 45	2 - 191
1 - 17	1 - 48	2 - 194
4 - 18a	8 - 48a	2 - 214
1 - 19b	1 - 51	1 - 215
1 - 19s	1 - 52	2 - 221
1 - 20a	2 - 53a	2 - 222
5 - 22	2 - 54	




5.15 Big Wheel/La Gran Rueda
Roda Grande
Pariserhjul



5.15

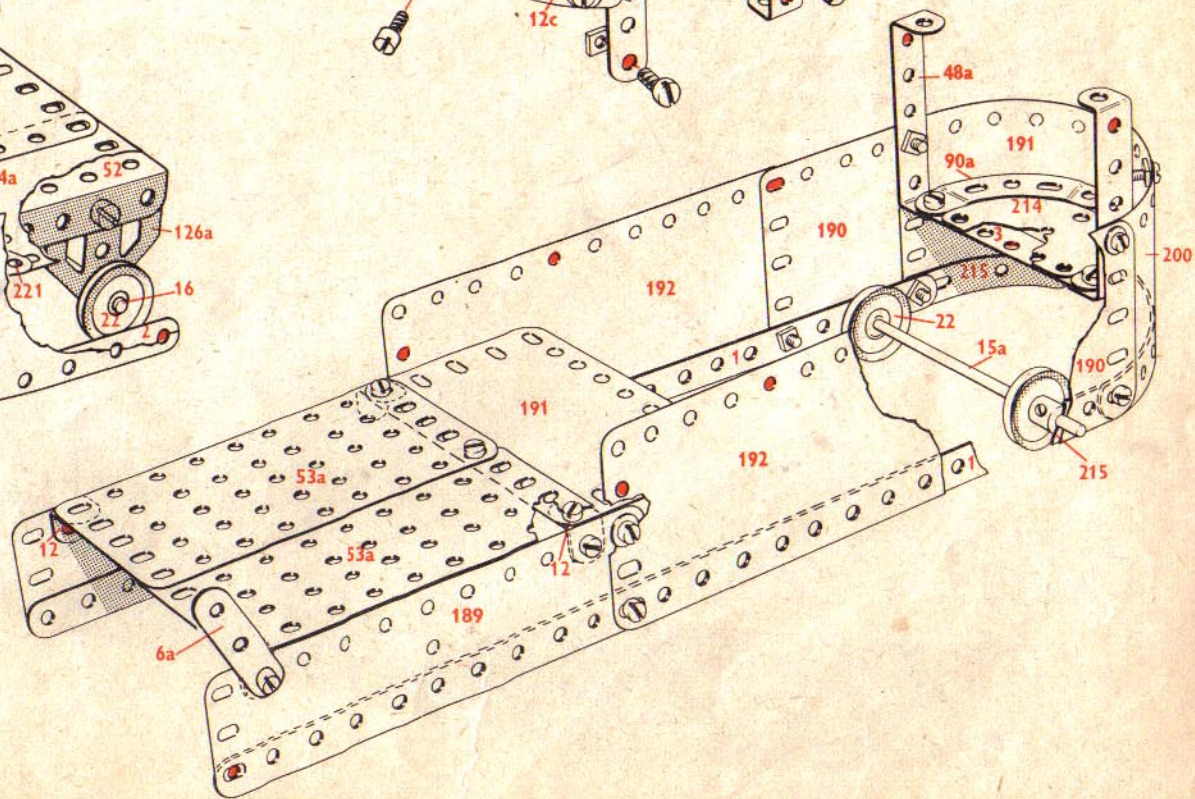
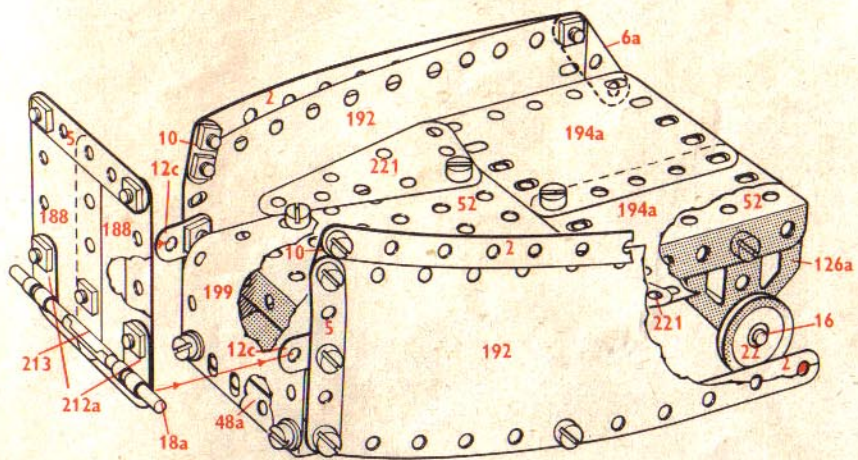
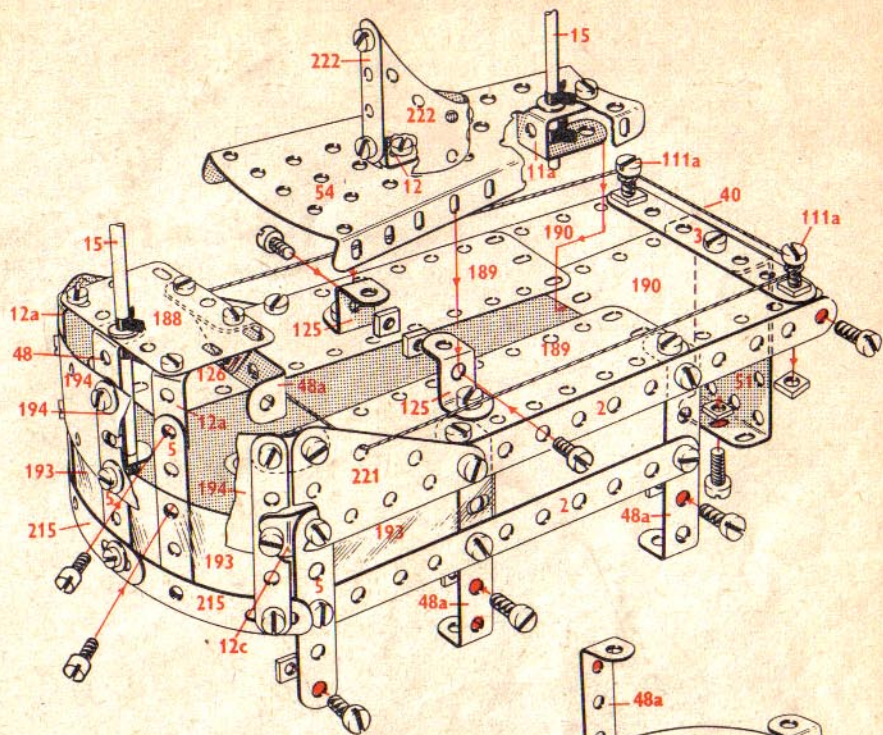
10 -	1	20 -	38
14 -	2	2 -	38d
12 -	5	1 -	40
2 -	6a	1 -	45
4 -	8	1 -	48
6 -	10	8 -	48a
4 -	11	1 -	51
1 -	11a	1 -	52
12 -	12	2 -	80c
2 -	12a	2 -	99
1 -	15	2 -	111a
2 -	15b	6 -	111c
4 -	16	2 -	126
1 -	17	2 -	126a
2 -	19b	1 -	176
1 -	19s	4 -	187
1 -	20a	4 -	188
2 -	22	2 -	190
2 -	24	2 -	192
1 -	26	1 -	199
1 -	27a	1 -	200
12 -	35	4 -	215
122 -	37a	4 -	221
110 -	37b		

5.16 Car Ferry
Barco Transporte de Coches
Barco de Passagem para Carros
Bilfärja
Bilferje

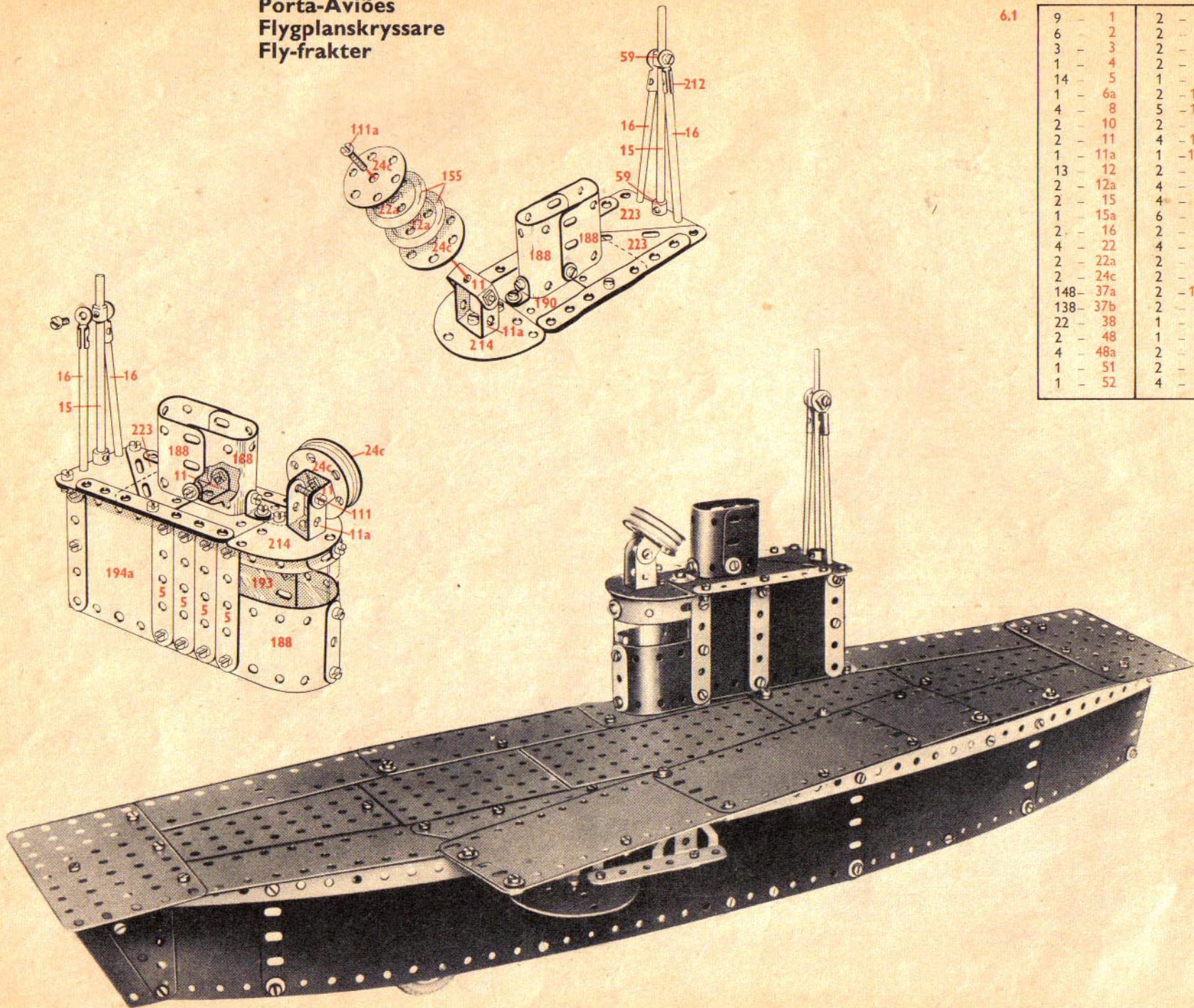


5.16

2	-	1	110-	37b	4	-	189
8	-	2	15	-	4	-	190
2	-	3	1	-	2	-	191
12	-	5	1	-	4	-	192
2	-	6a	8	-	2	-	193
2	-	10	1	-	2	-	193a
1	-	11a	1	-	2	-	194
5	-	12	2	-	2	-	194a
2	-	12a	1	-	1	-	199
8	-	12c	2	-	2	-	200
2	-	15	2	-	2	-	212a
1	-	15a	2	-	1	-	213
1	-	16	2	-	1	-	214
2	-	18a	1	-	4	-	215
4	-	22	2	-	4	-	221
4	-	35	1	-	1	-	222
116-	-	37a	3	-	2	-	222

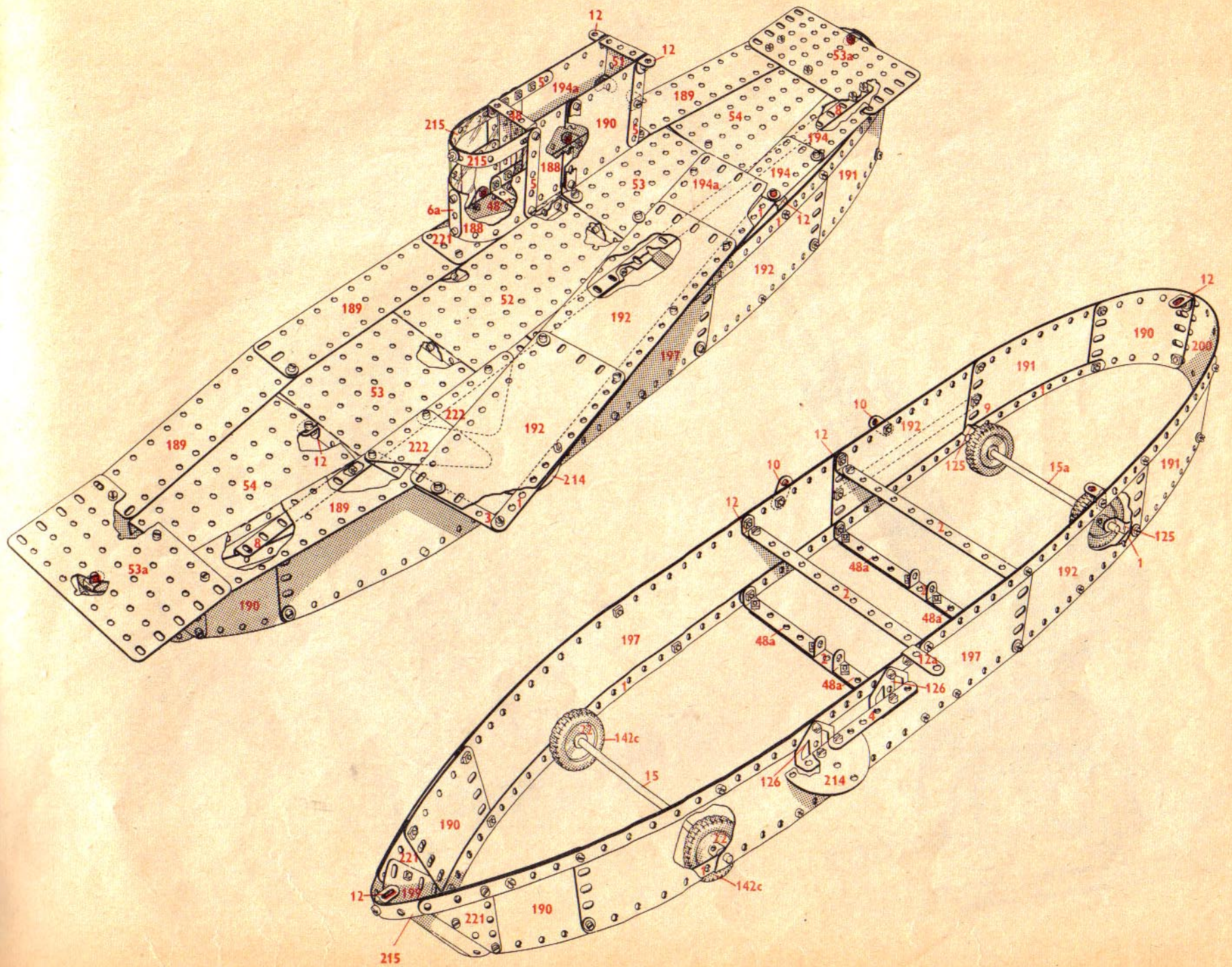


6.1 Aircraft Carrier/Portaaviones
 Porta-Aviões
 Flyplanskrýssare
 Fly-frakter

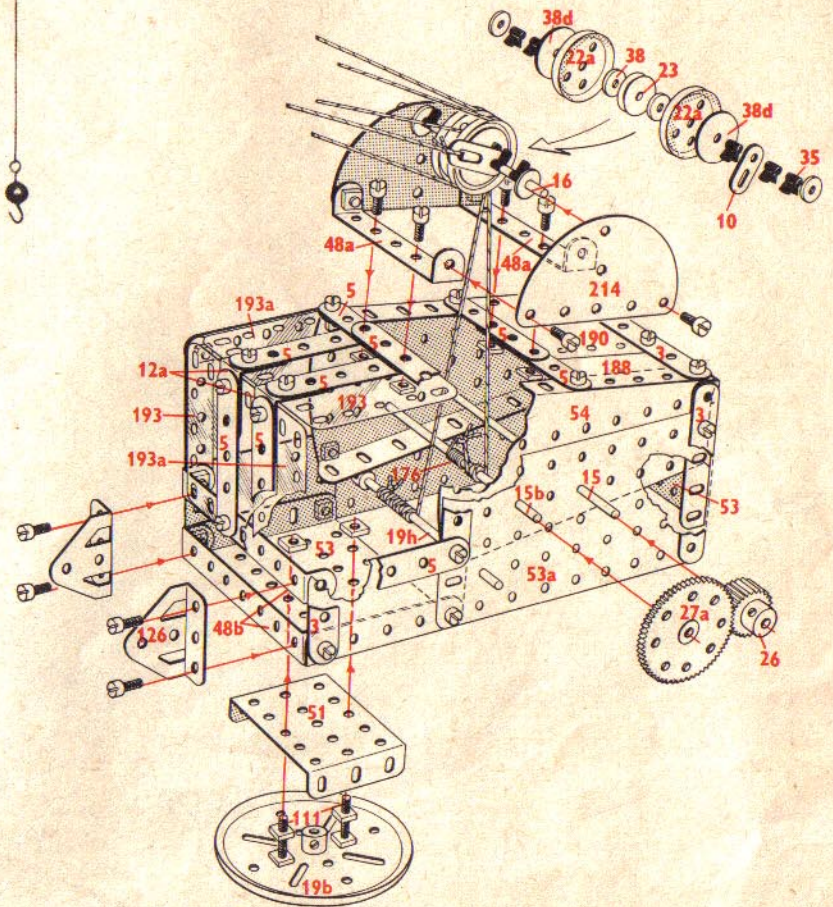



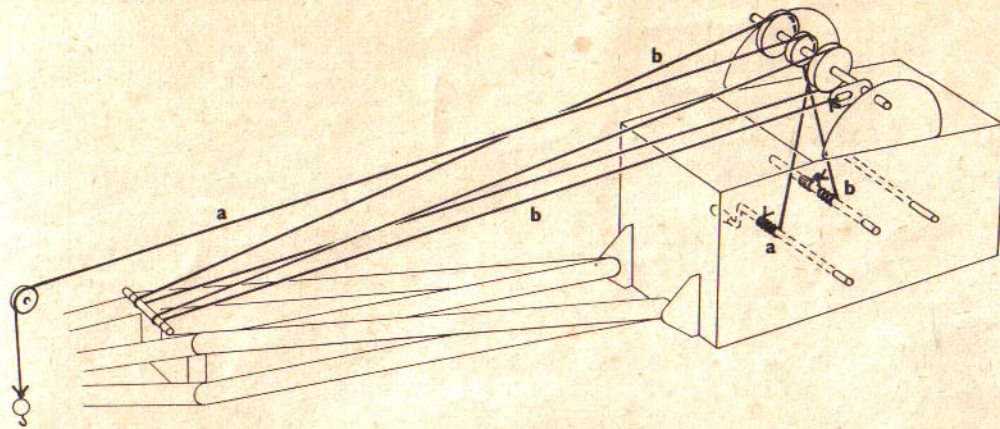
6.1

9	-	1	2	-	53
6	-	2	2	-	53a
3	-	3	2	-	54
1	-	4	2	-	59
14	-	5	1	-	111
1	-	6a	2	-	111a
4	-	8	5	-	111c
2	-	10	2	-	126
2	-	11	4	-	142c
1	-	11a	1	-	147b
13	-	12	2	-	155
2	-	12a	4	-	188
2	-	15	4	-	189
1	-	15a	6	-	190
2	-	16	2	-	191
4	-	22	4	-	192
2	-	22a	2	-	193
2	-	24c	2	-	194
148	-	37a	2	-	194a
138	-	37b	2	-	197
22	-	38	1	-	199
2	-	48	1	-	200
4	-	48a	2	-	212
1	-	51	2	-	214
1	-	52	4	-	215



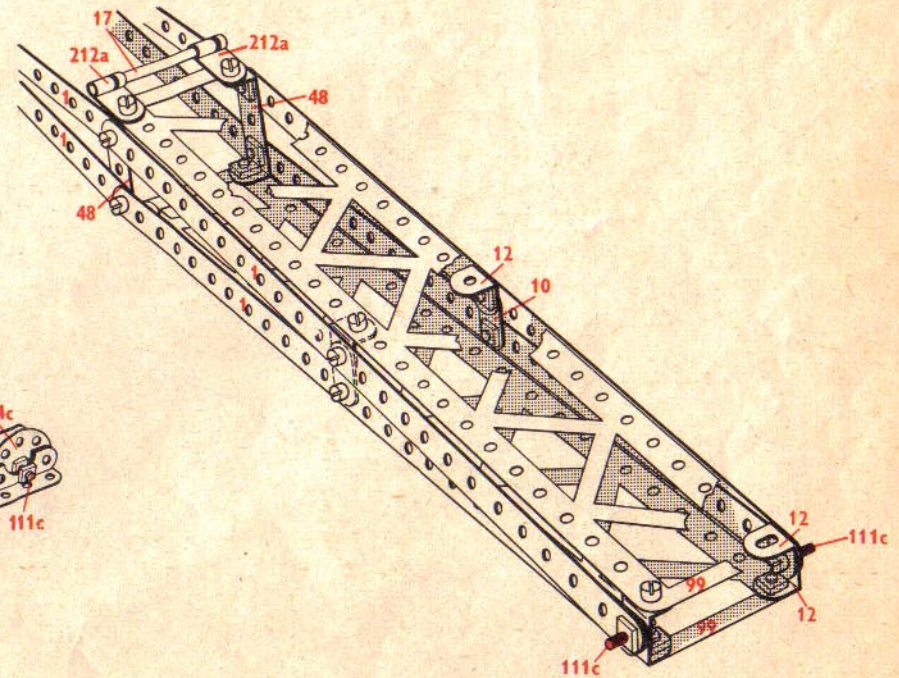
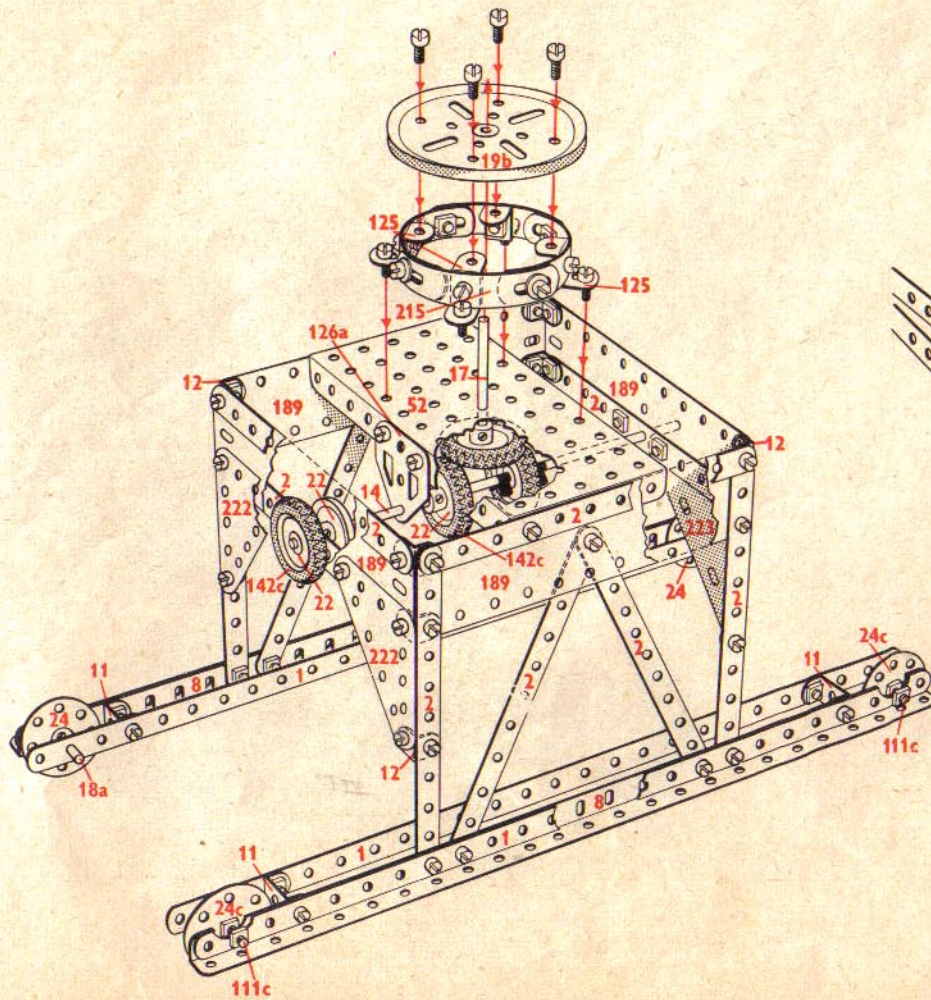
6.2 Shipyard Crane
Grúa de Varadero
Guindaste de Estaleiro
Havnekran





6.2


12 - 1	2 - 22a	4 - 59
12 - 2	1 - 23	2 - 99
4 - 3	1 - 23a	2 - 111
2 - 4	2 - 24	2 - 111a
14 - 5	2 - 24c	5 - 111c
2 - 8	1 - 26	4 - 125
3 - 10	1 - 27a	2 - 126
4 - 11	5 - 35	1 - 126a
1 - 11a	139 - 37a	4 - 142c
16 - 12	130 - 37b	1 - 147b
2 - 12a	20 - 38	1 - 176
1 - 14	2 - 38d	3 - 188
1 - 15	1 - 40	4 - 189
1 - 15b	2 - 48	1 - 190
1 - 16	2 - 48a	2 - 193
2 - 17	2 - 48b	2 - 193a
2 - 18a	1 - 51	2 - 212a
1 - 18b	1 - 52	2 - 214
2 - 19b	2 - 53	2 - 222
1 - 19h	2 - 53a	2 - 223
1 - 20a	2 - 54	
5 - 22	1 - 57c	

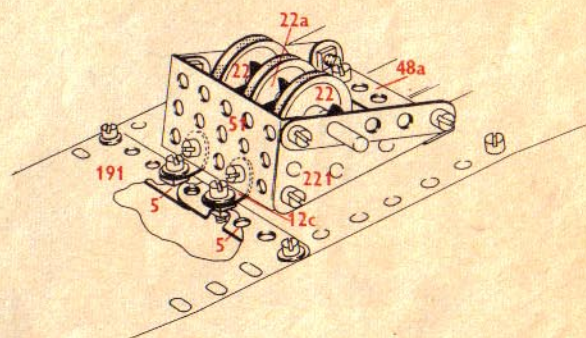
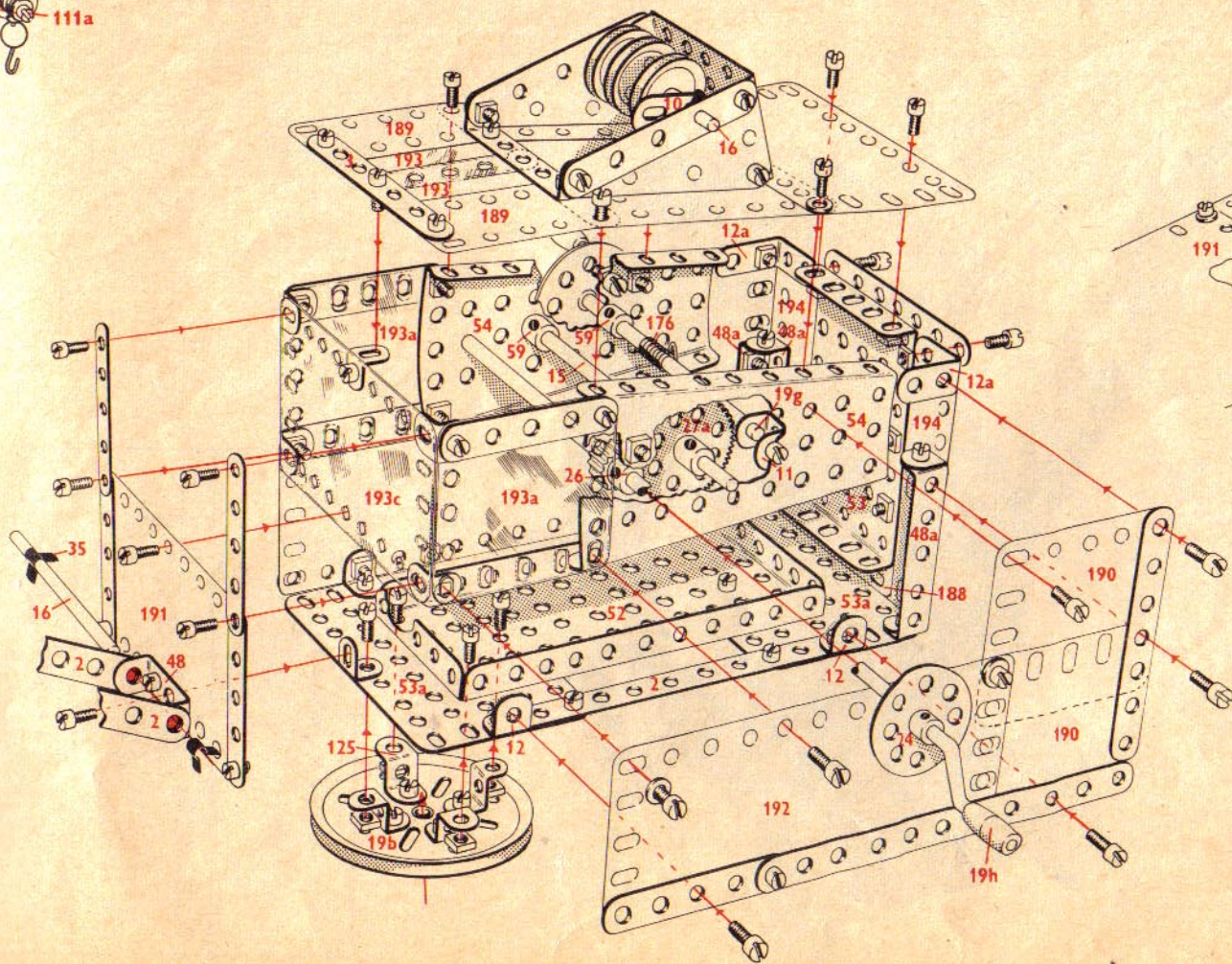
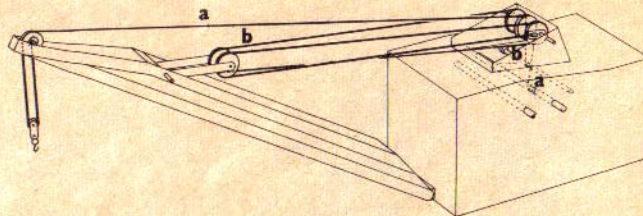
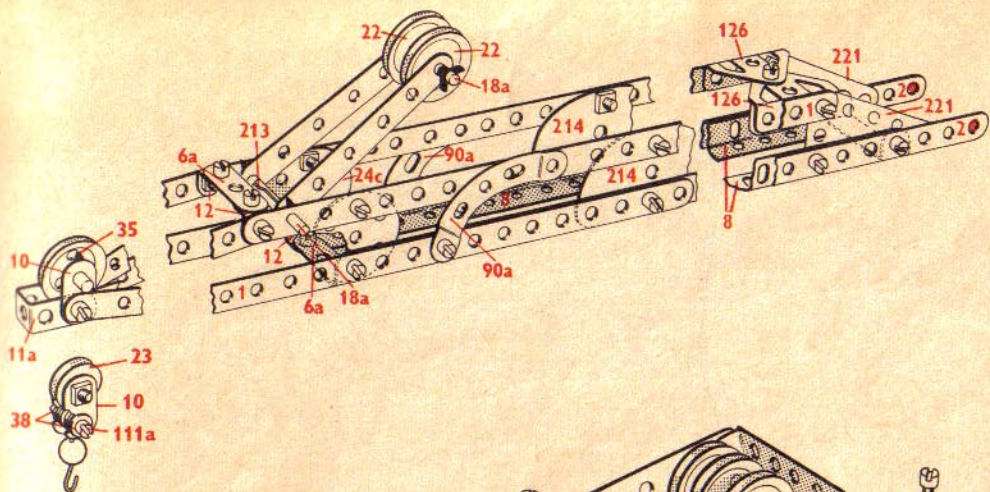


6.3 Mobile Crane
 Grúa Móvil
 Guindaste Movel
 Rörlig lyftkran
 Bevegelig kran


6.3

4	-	1	2	-	22a	1	-	111a
14	-	2	1	-	23	5	-	111c
4	-	3	1	-	23a	4	-	125
2	-	4	2	-	24	2	-	126
14	-	5	2	-	24c	4	-	126a
2	-	6a	1	-	26	1	-	176
2	-	8	1	-	27a	4	-	187
5	-	10	12	-	35	3	-	188
1	-	11	144	-	37a	4	-	189
1	-	11a	134	-	37b	6	-	190
14	-	12	23	-	38	2	-	191
2	-	12a	2	-	40	2	-	192
6	-	12c	2	-	48	2	-	193
2	-	15	5	-	48a	2	-	193a
1	-	15a	2	-	48b	1	-	193c
2	-	16	1	-	51	2	-	194
2	-	17	1	-	52	2	-	194a
3	-	18a	2	-	53	1	-	199
1	-	18b	2	-	53a	1	-	200
2	-	19b	2	-	54	2	-	213
1	-	19s	1	-	57c	2	-	214
1	-	19h	2	-	59	4	-	215
4	-	22	4	-	90a	4	-	221



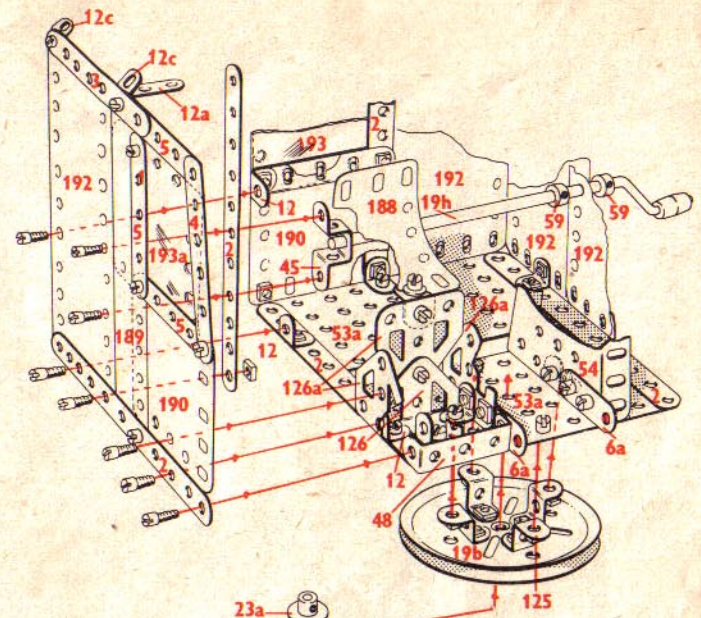
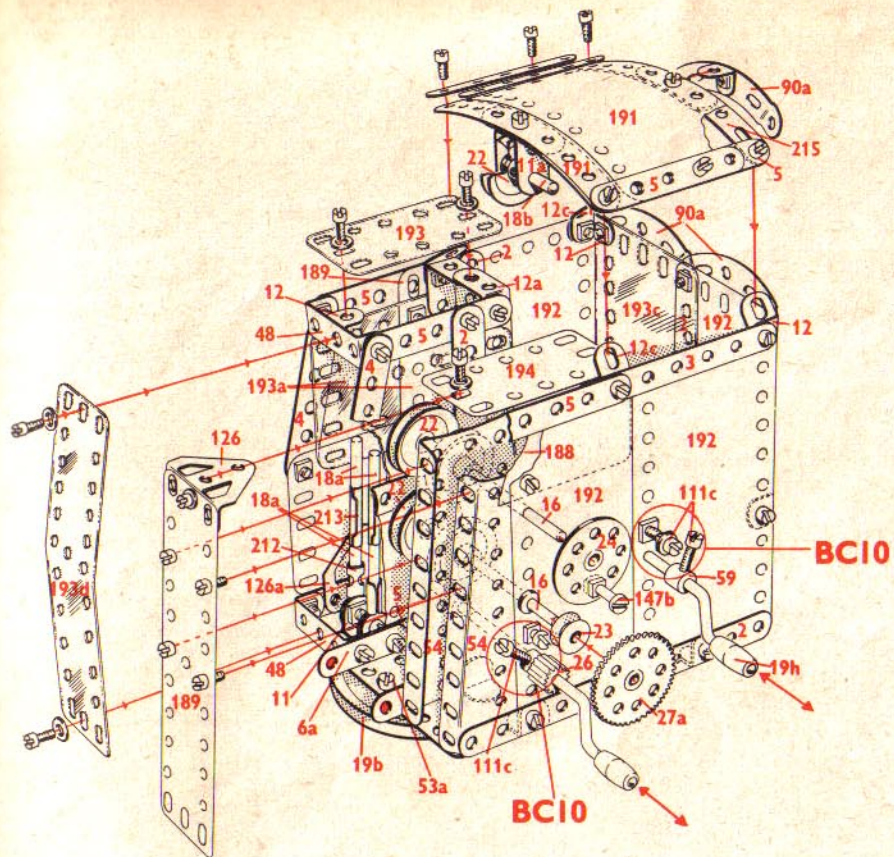


6.4 Loading Grab
 Pala Automática de Carga
 Uma Garra
 Kran med lastskopa
 Gravemaskin

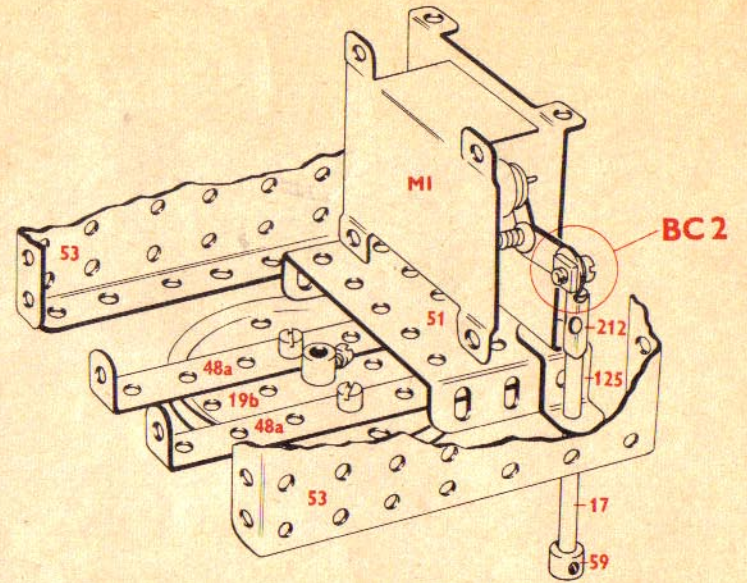
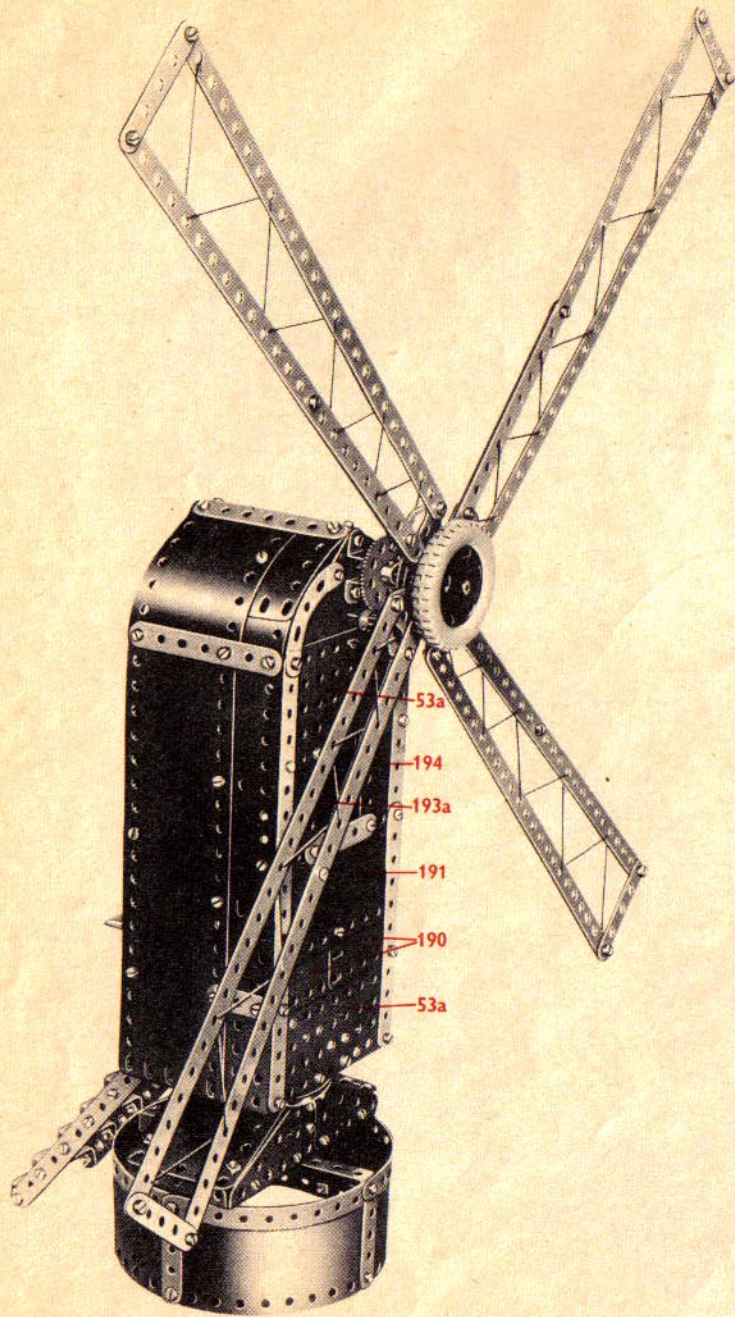


6.4

14 - 2	1 - 23a	4 - 126a
3 - 3	1 - 24	1 - 147b
2 - 4	1 - 26	1 - 176
14 - 5	1 - 27a	4 - 187
2 - 6a	10 - 35	4 - 188
4 - 8	140 - 37a	2 - 189
8 - 10	130 - 37b	5 - 190
3 - 11	24 - 38	2 - 191
1 - 11a	1 - 40	4 - 192
16 - 12	1 - 45	1 - 193
2 - 12a	2 - 48	2 - 193a
4 - 12c	3 - 48a	1 - 193c
2 - 15	1 - 48b	1 - 193d
4 - 16	2 - 53	1 - 194
2 - 17	2 - 53a	1 - 199
4 - 18a	2 - 54	1 - 200
1 - 18b	2 - 59	2 - 212
2 - 19b	4 - 90a	2 - 213
1 - 19s	2 - 111	2 - 214
1 - 19h	2 - 111a	4 - 215
5 - 22	2 - 111c	4 - 221
2 - 22a	4 - 125	
1 - 23	2 - 126	




6.5 Windmill/Molino de Viento
Moinho de Vento
Väderkran
Vindmölle



6.5

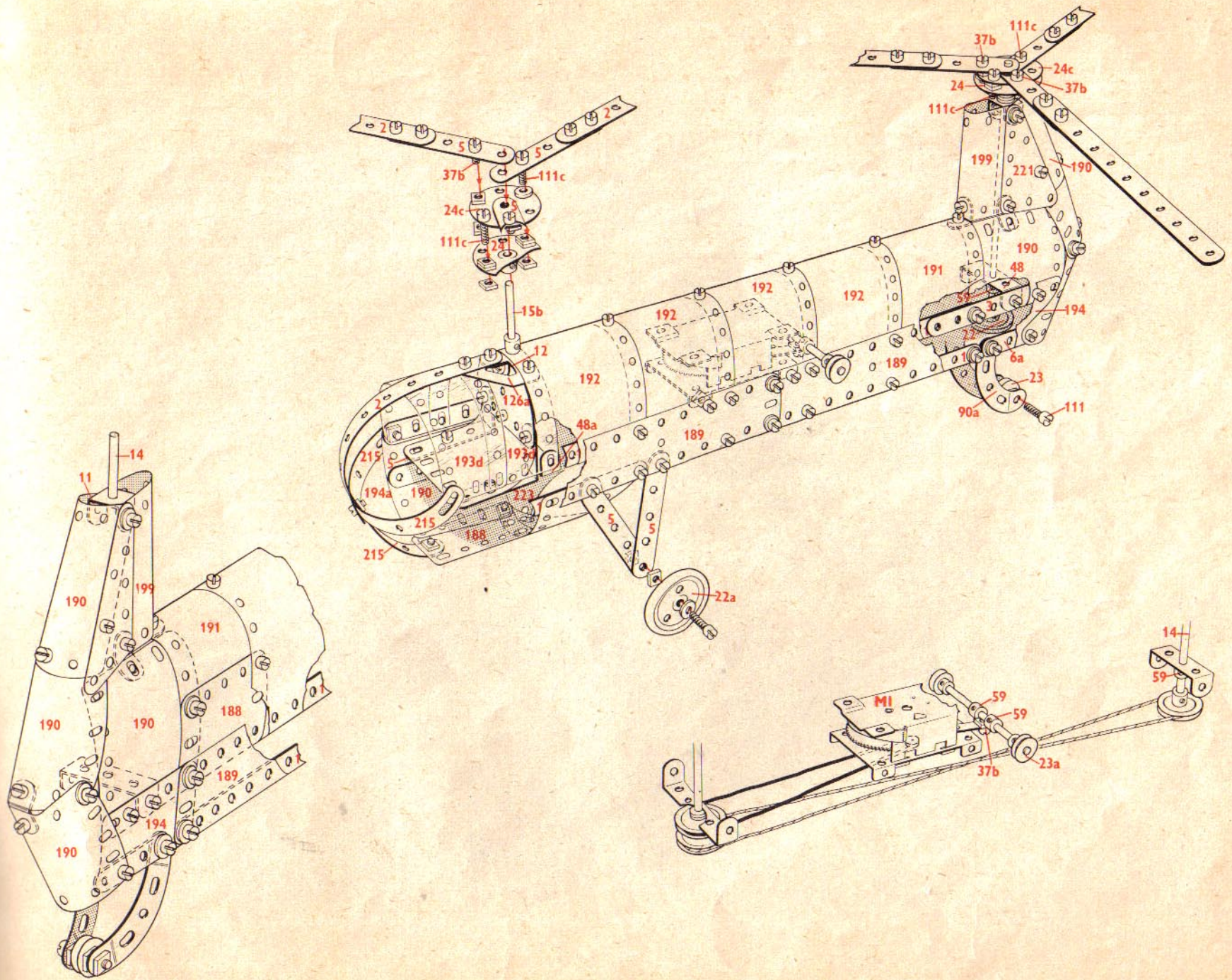
10	-	1	1	-	51
14	-	2	1	-	52
4	-	3	2	-	53
2	-	4	2	-	53a
14	-	5	4	-	59
2	-	6a	4	-	90a
14	-	12	1	-	111a
2	-	12a	4	-	111c
2	-	12c	3	-	125
1	-	14	4	-	126a
1	-	15	1	-	187
1	-	15b	4	-	188
1	-	17	4	-	189
2	-	19b	6	-	190
1	-	20a	2	-	191
1	-	22	4	-	192
1	-	24	2	-	193
1	-	26	2	-	193a
1	-	27a	2	-	194
1	-	35	2	-	197
149	-	37a	1	-	199
139	-	37b	1	-	200
4	-	38	1	-	212
2	-	40	2	-	214
1	-	45	4	-	221
8	-	48a	2	-	222
2	-	48b	2	-	223

6.6 Helicopter
 Helicóptero
 Helikopter



6.6


4	-	1	2	-	24c	1	-	186b
7	-	2	119	-	37a	2	-	188
2	-	3	98	-	37b	4	-	189
12	-	5	24	-	38	6	-	190
1	-	11	1	-	40	1	-	191
2	-	12	1	-	48	4	-	192
3	-	12c	1	-	48a	2	-	193d
1	-	14	4	-	59	2	-	194
1	-	15b	2	-	90a	1	-	194a
1	-	16	1	-	111	1	-	199
3	-	22	2	-	111a	1	-	200
2	-	22a	6	-	111c	1	-	214
1	-	23	1	-	126a	2	-	215
1	-	23a	2	-	155	2	-	221
2	-	24	1	-	186			



6.7 Printing Machine
Máquina de Estampar
Máquina de Estampar
Tryckpress
Trykkeri-maskin


6.7

2 - 1	2 - 24	2 - 111c
12 - 2	1 - 27a	4 - 125
4 - 3	12 - 35	4 - 126a
2 - 4	130 - 37a	1 - 142c
10 - 5	118 - 37b	1 - 155
4 - 8	17 - 38	1 - 188
2 - 10	1 - 40	2 - 189
14 - 12	1 - 45	1 - 190
4 - 12c	1 - 48	1 - 192
1 - 15	6 - 48a	1 - 194a
1 - 15b	2 - 48b	2 - 197
4 - 16	1 - 52	1 - 199
1 - 17	2 - 53	2 - 214
2 - 19b	2 - 53a	4 - 215
1 - 19s	2 - 54	2 - 221
4 - 22	2 - 59	
2 - 22a	2 - 111	

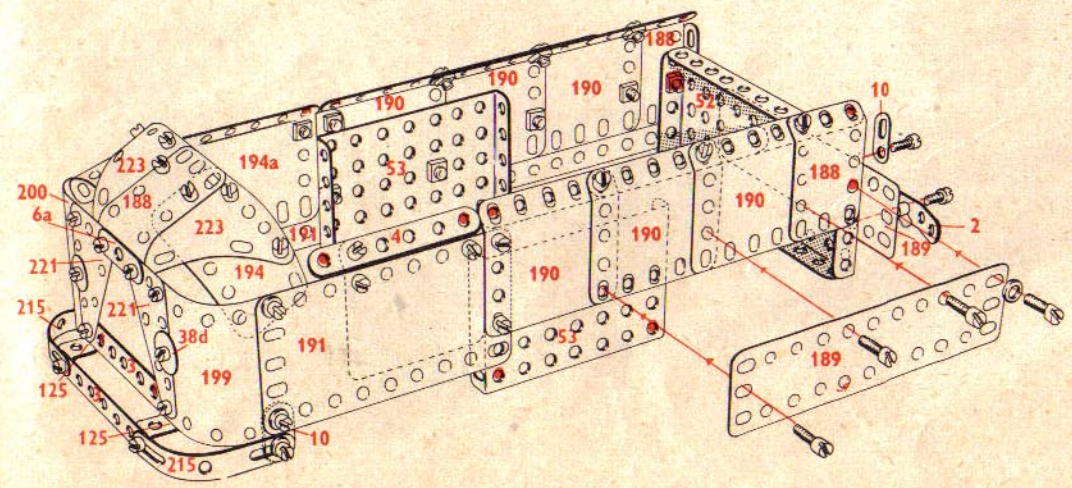
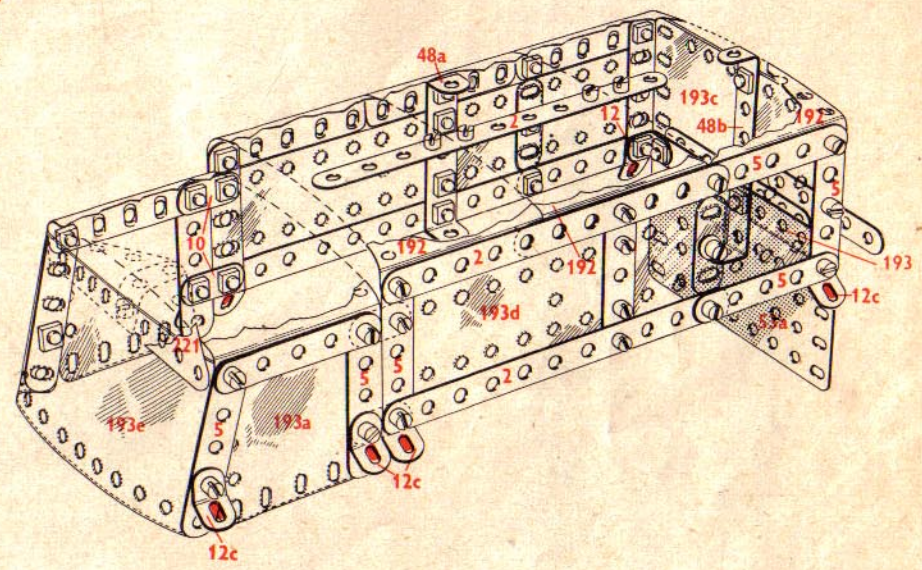
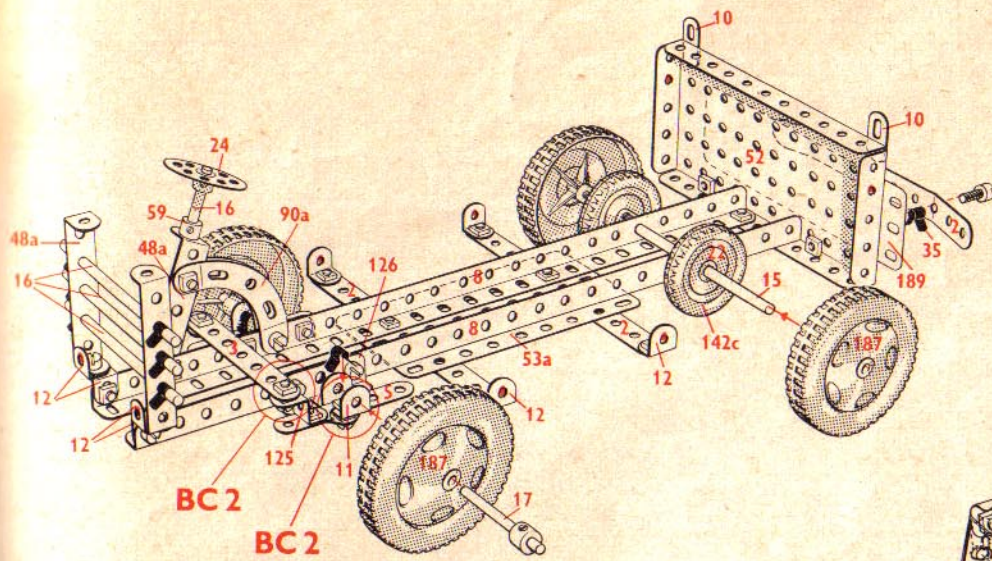


6.8 Mini-Bus
Mini-buss


6.8



14	-	2
4	-	3
2	-	4
14	-	5
2	-	6a
2	-	8
8	-	10
2	-	11
10	-	12
8	-	12c
1	-	15
4	-	16
2	-	17
2	-	22
1	-	24
10	-	35
140	-	37a
132	-	37b
14	-	38
5	-	48a
1	-	48b
1	-	52
2	-	53
2	-	53a
4	-	59
2	-	90a
4	-	111c
4	-	125
2	-	126
2	-	142c
4	-	187
3	-	188
3	-	189
6	-	190
2	-	191
4	-	192
2	-	193
2	-	193a
1	-	193c
2	-	193d
1	-	193e
2	-	194
2	-	194a
1	-	199
1	-	200
2	-	215
4	-	221
2	-	223

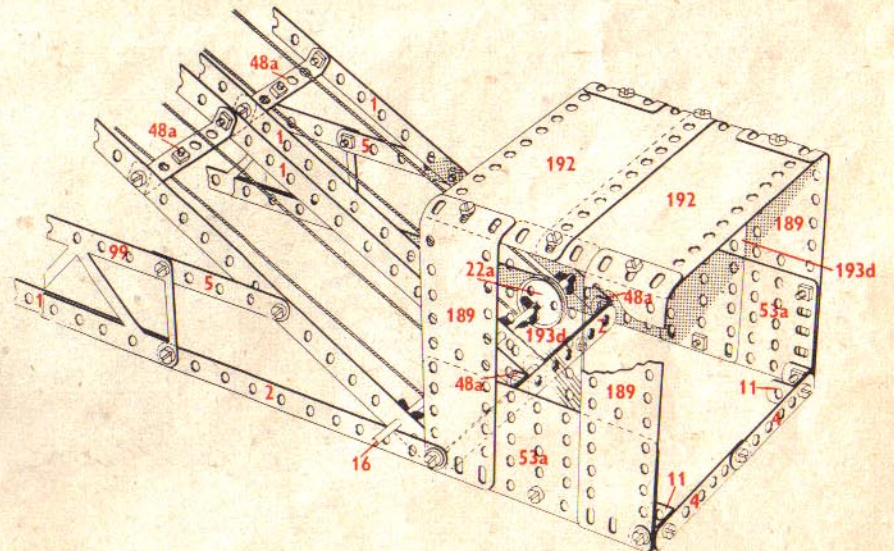
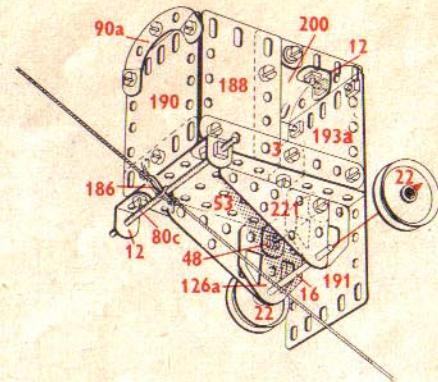
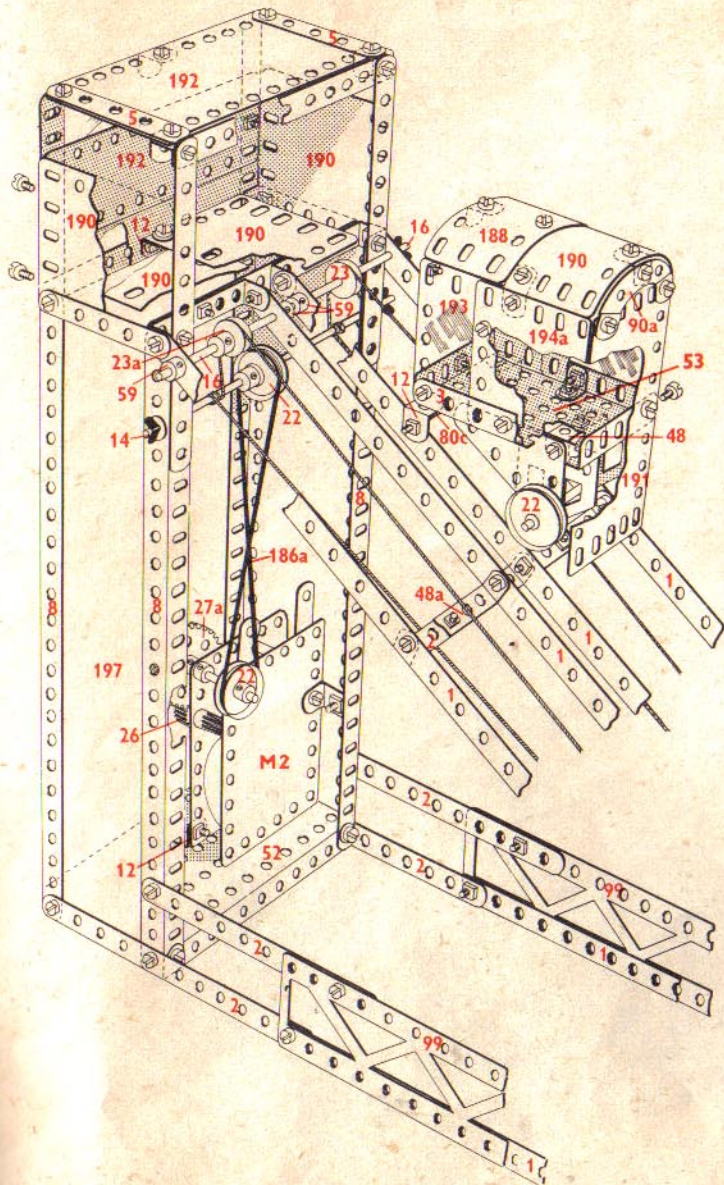


6.9 Funicular Railway
 Ferrocarril Funicular
 Ferrovia Funicular
 Trådlinebana
 Taubane




6.9

10 - 1	1 - 27a	1 - 186
14 - 2	13 - 35	4 - 188
4 - 3	152 - 37a	4 - 189
2 - 4	140 - 37b	6 - 190
10 - 5	25 - 38	2 - 191
4 - 8	1 - 40	4 - 192
4 - 11	2 - 48	2 - 193
16 - 12	8 - 48a	2 - 193a
4 - 12c	1 - 52	2 - 193d
1 - 14	2 - 53	1 - 193e
4 - 16	2 - 53a	2 - 194a
1 - 17	4 - 59	2 - 197
4 - 18a	2 - 80c	1 - 199
5 - 22	4 - 90a	1 - 200
2 - 22a	2 - 99	2 - 213
1 - 23	2 - 111a	4 - 221
1 - 23a	6 - 111c	
1 - 26	4 - 126a	

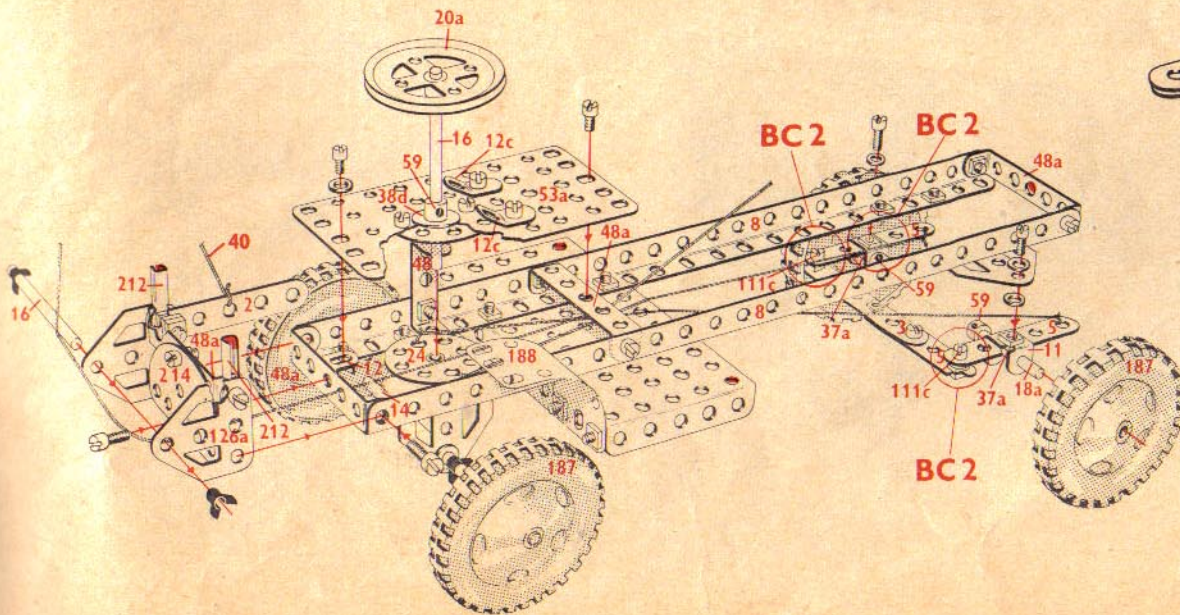
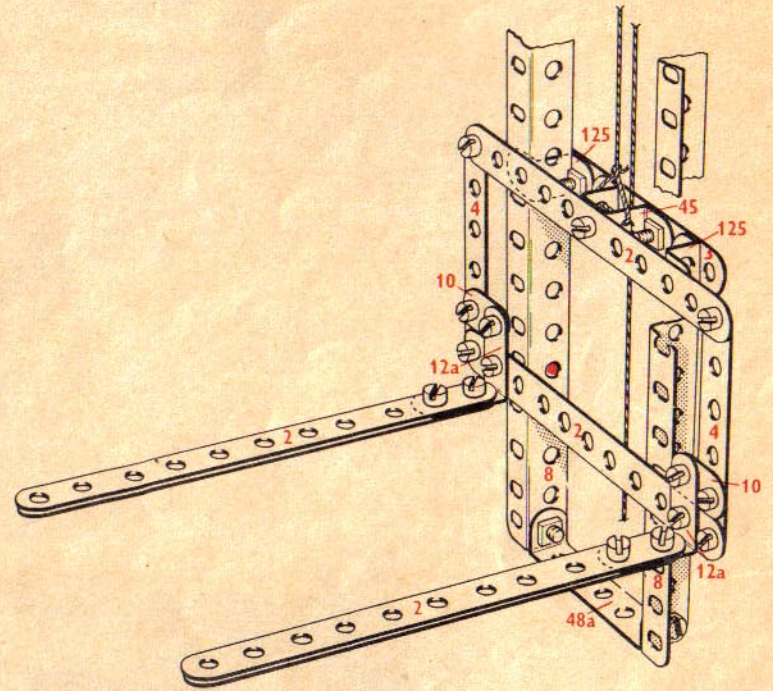
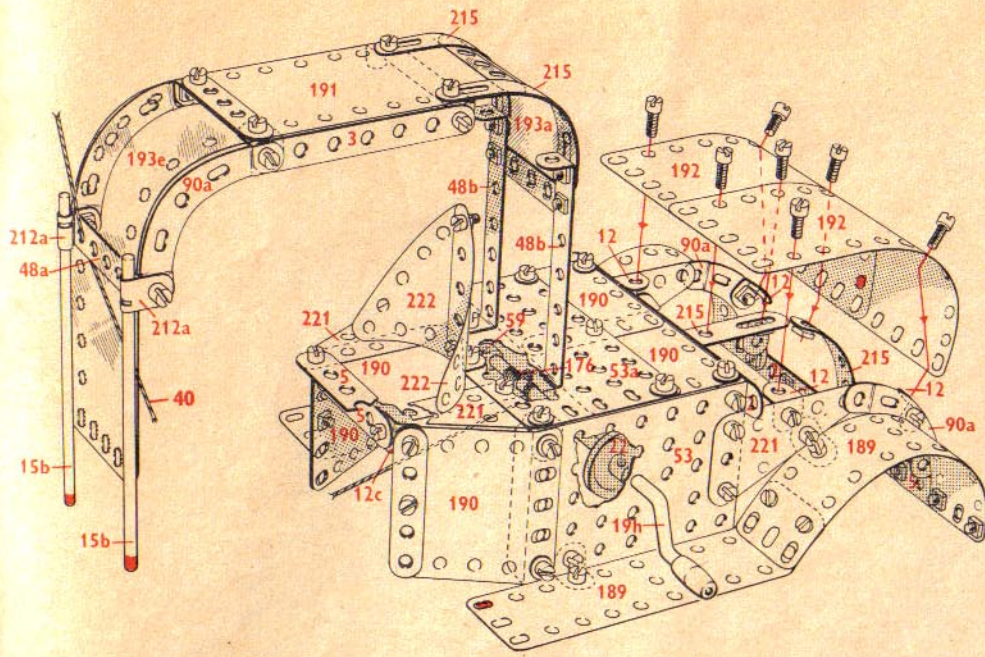


6.10 Fork-lift Truck
 Vagoneta de Horquilla
 Carro com Plataforma Elevadora
 Gaffellyfttruck
 Gaffeltruck




6.10

8	2	2	24	2	125
4	3	8	35	2	126
2	4	150	37a	4	126a
11	5	139	37b	1	176
4	8	21	38	4	187
2	10	1	38d	2	188
2	11	1	40	4	189
16	12	1	45	5	190
2	12a	1	48	1	191
4	12c	8	48a	2	192
1	14	2	48b	1	193a
2	15b	1	52	1	193e
3	16	2	53	2	212
2	18a	2	53a	2	212a
1	19h	4	59	1	214
1	20a	4	90a	4	215
1	22	1	111a	4	221
1	23	4	111c	2	222

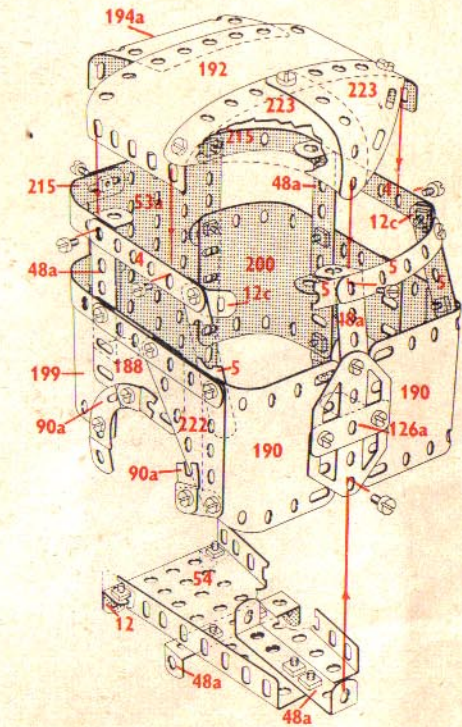


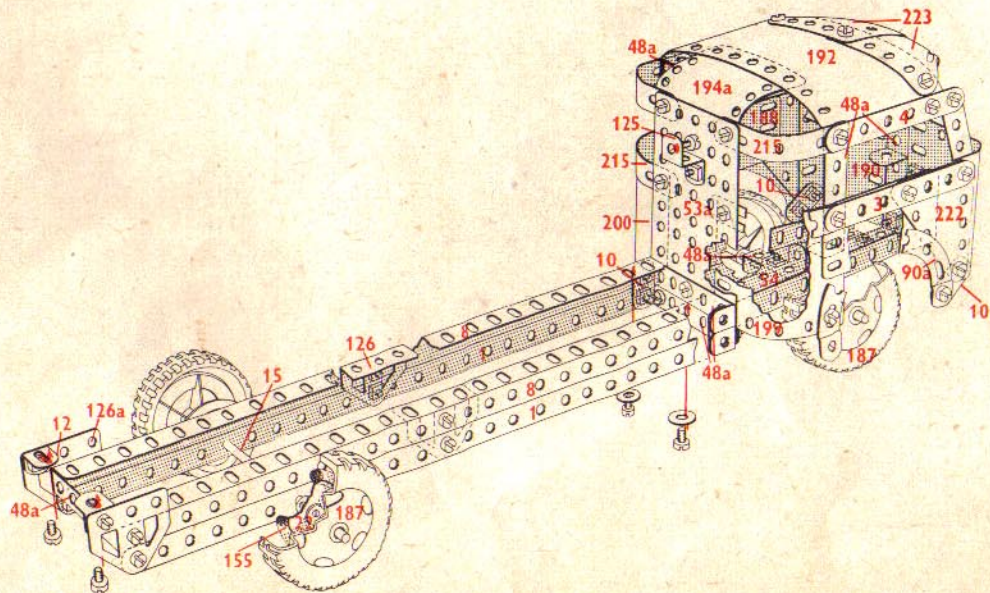
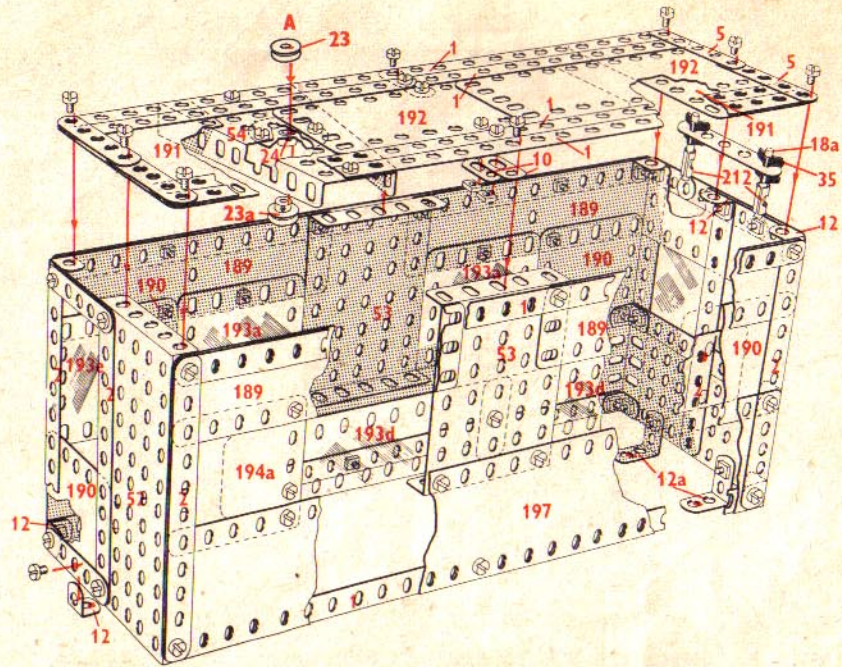
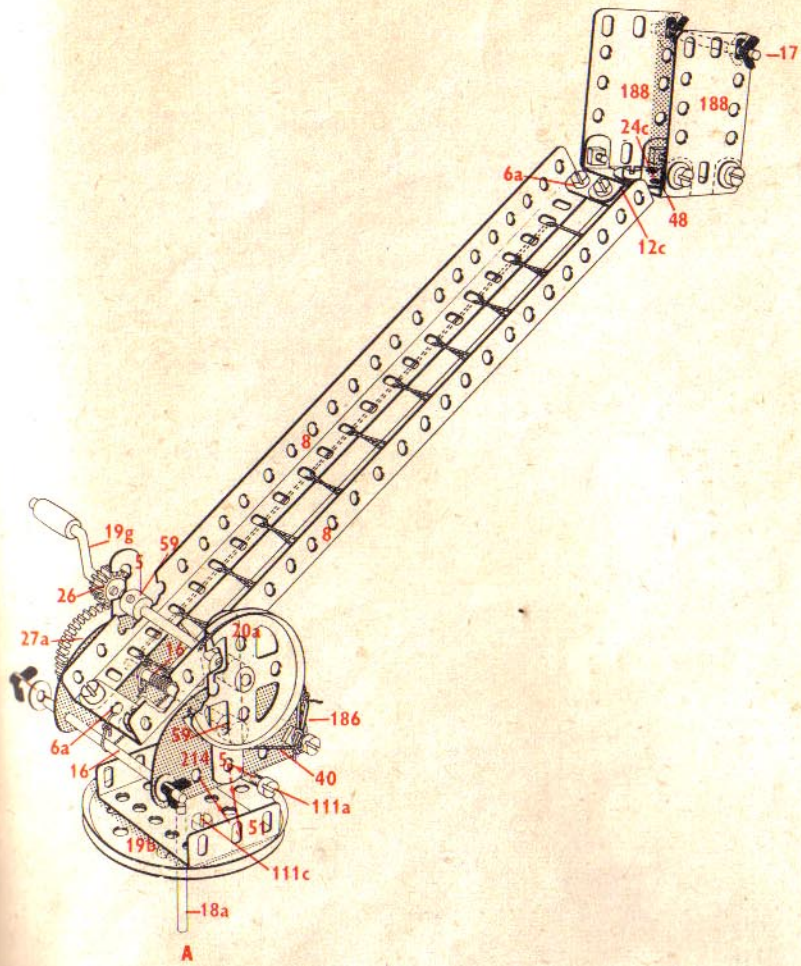
6.11 P.O. Service Van/Auto de Serviço de Correos
Camioneta de Serviço do Correio/Reparationsvagn
Service vogn



6.11

10 - 1	1 - 19s	1 - 52	6 - 190
9 - 2	1 - 20a	2 - 53	2 - 191
3 - 3	2 - 22	2 - 53a	3 - 192
2 - 4	1 - 23	2 - 54	2 - 193a
14 - 5	1 - 23a	3 - 59	1 - 193c
2 - 6a	1 - 24	4 - 90a	2 - 193d
4 - 8	1 - 24c	2 - 111a	1 - 193e
8 - 10	1 - 26	5 - 111c	2 - 194
14 - 12	1 - 27a	1 - 125	2 - 194a
2 - 12a	10 - 35	2 - 126	2 - 197
3 - 12c	148 - 37a	4 - 126a	1 - 199
1 - 15	140 - 37b	2 - 155	1 - 200
1 - 15b	16 - 38	1 - 176	2 - 212
2 - 16	1 - 40	1 - 186	2 - 214
1 - 17	2 - 48	4 - 187	4 - 215
3 - 18a	7 - 48a	4 - 188	2 - 222
1 - 19b	1 - 51	4 - 189	2 - 223




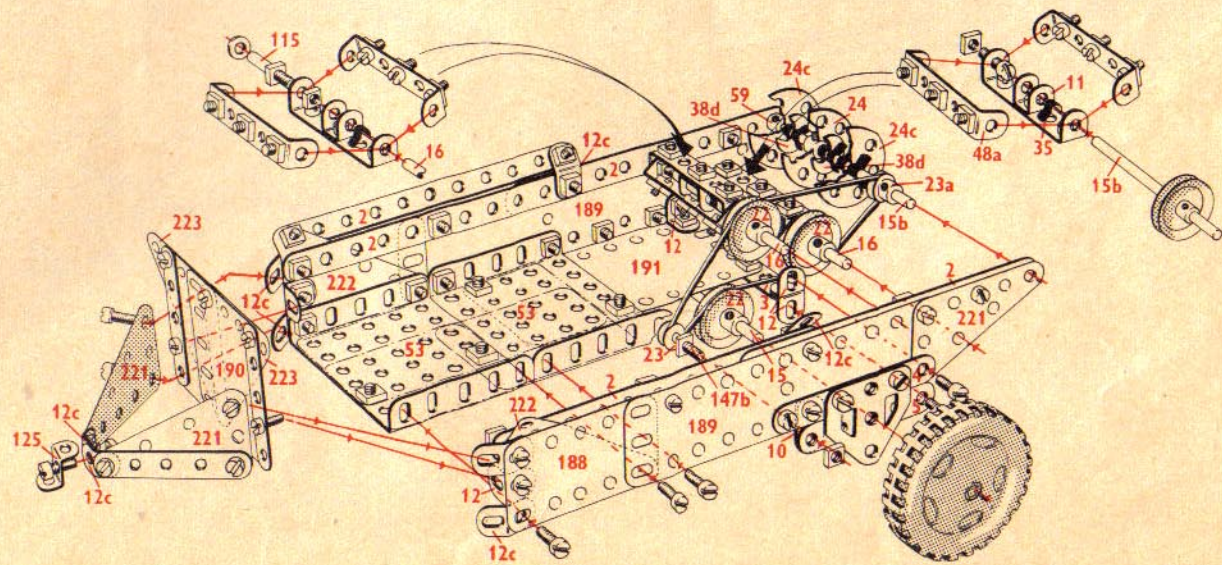
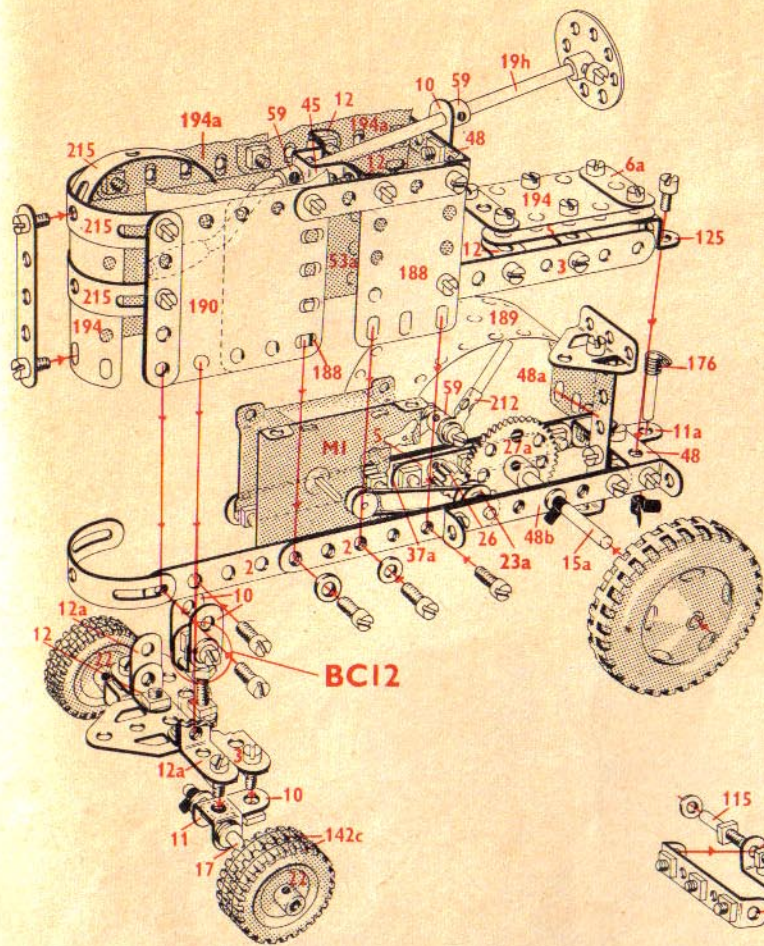


**6.12 Tractor and Manure Spreader
Tractor y Repartidor de Abono
Tractor com Espalha Adubo
Traktor och gödselspridare
Traktor og gjødselspreder**

6.12

9 - 2	4 - 18a	2 - 48	1 - 186
4 - 3	1 - 19h	7 - 48a	1 - 186b
2 - 4	5 - 22	2 - 48b	4 - 187
14 - 5	2 - 22a	2 - 53	4 - 188
2 - 6a	1 - 23	1 - 53a	4 - 189
6 - 10	1 - 23a	4 - 59	5 - 190
4 - 11	2 - 24	1 - 111	2 - 191
1 - 11a	2 - 24c	1 - 111a	2 - 194
15 - 12	1 - 26	5 - 111c	2 - 194a
2 - 12a	1 - 27a	1 - 115	2 - 212
8 - 12c	13 - 35	3 - 125	1 - 213
1 - 15	139 - 37a	1 - 126	4 - 215
1 - 15a	123 - 37b	3 - 126a	4 - 221
1 - 15b	20 - 38	4 - 142c	2 - 222
2 - 16	2 - 38d	1 - 147b	2 - 223
2 - 17	1 - 45	1 - 176	






6.13 Articulated Low Loader
Cargador Bajo Articulado
Camião com Reboque Rebaixado
Ledbart lastfordon med lågt flak
Bil med tilhenger

6.13


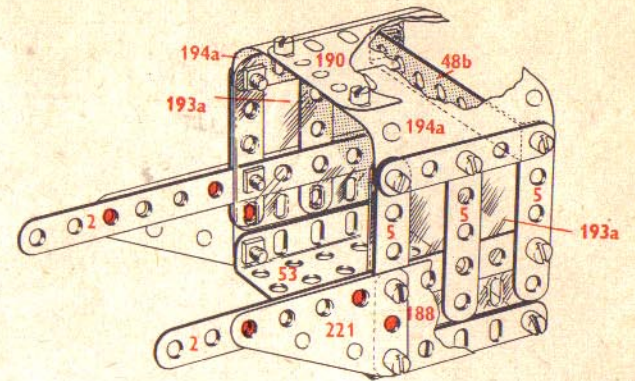
1 - 1	2 - 18a	1 - 52	2 - 191
13 - 2	1 - 18b	2 - 53	4 - 192
4 - 3	1 - 20a	2 - 53a	2 - 193a
2 - 4	5 - 22	1 - 54	1 - 193e
14 - 5	2 - 22a	4 - 59	2 - 194
2 - 6a	1 - 23	2 - 90a	2 - 194a
4 - 8	1 - 23a	2 - 99	2 - 197
7 - 10	2 - 24c	1 - 111	1 - 199
4 - 11	6 - 35	2 - 111a	1 - 200
1 - 11a	153 - 37a	6 - 111c	2 - 214
15 - 12	140 - 37b	4 - 126a	4 - 215
2 - 12a	20 - 38	1 - 176	4 - 221
6 - 12c	2 - 38d	4 - 187	2 - 222
2 - 15	1 - 48	4 - 188	2 - 223
1 - 16	4 - 48a	4 - 189	
1 - 17	2 - 48b	6 - 190	

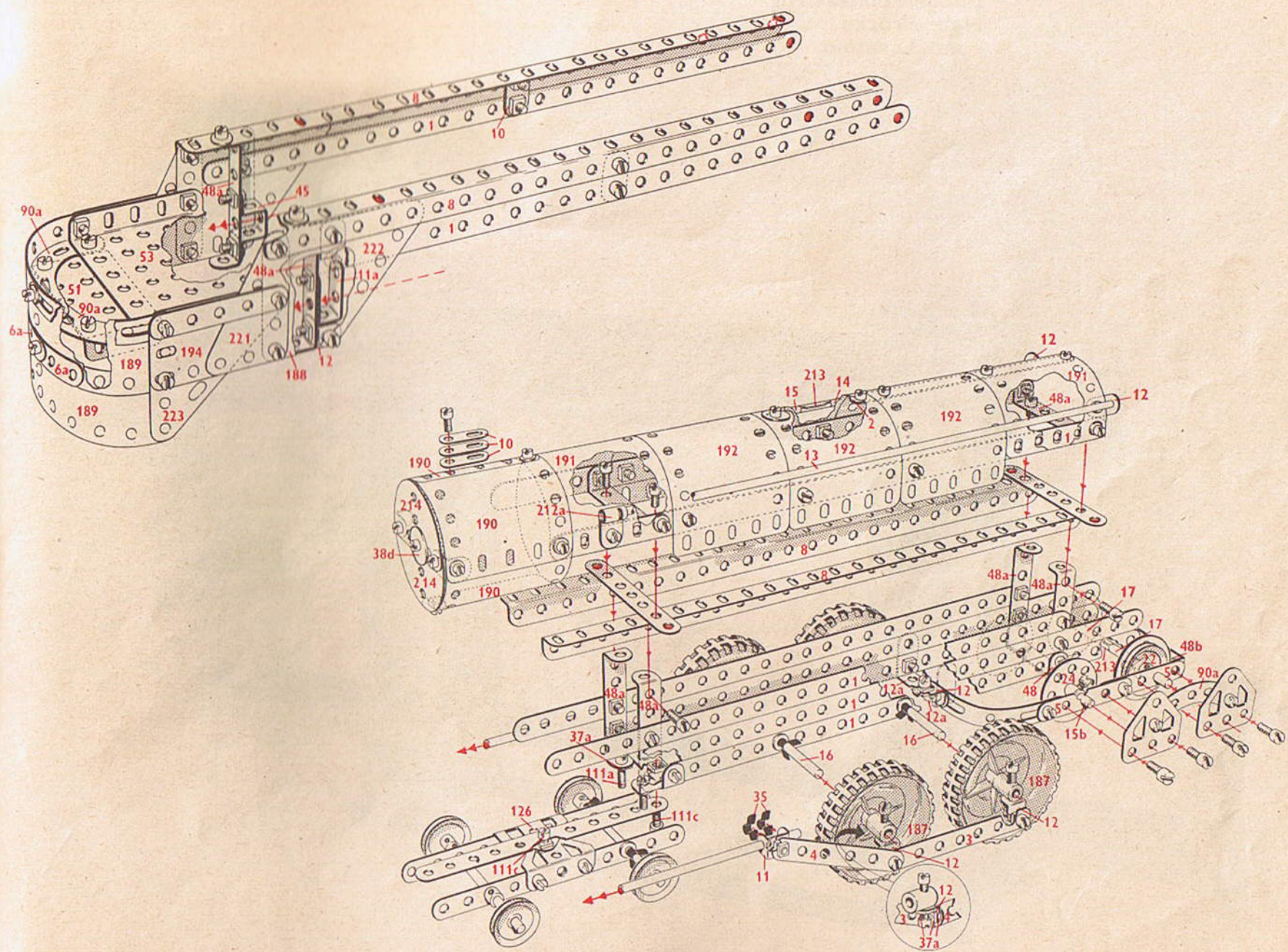


6.14 Locomotive/Locomotora/Locomotiva/Lokomotiv


6.14

10 - 1	1 - 15a	8 - 48a	3 - 192
6 - 2	2 - 15b	2 - 48b	2 - 193a
4 - 3	4 - 16	1 - 51	2 - 194
2 - 4	2 - 17	2 - 53	2 - 194a
14 - 5	4 - 22	4 - 59	1 - 200
2 - 6a	2 - 22a	4 - 90a	2 - 212a
4 - 8	2 - 24	2 - 111a	2 - 213
6 - 10	2 - 24c	6 - 111c	2 - 214
2 - 11	12 - 35	2 - 126	4 - 215
1 - 11a	154 - 37a	4 - 126a	4 - 221
11 - 12	140 - 37b	4 - 187	2 - 222
2 - 12a	25 - 38	4 - 188	2 - 223
1 - 13	2 - 38d	2 - 189	
1 - 14	1 - 45	4 - 190	
1 - 15	2 - 48	2 - 191	



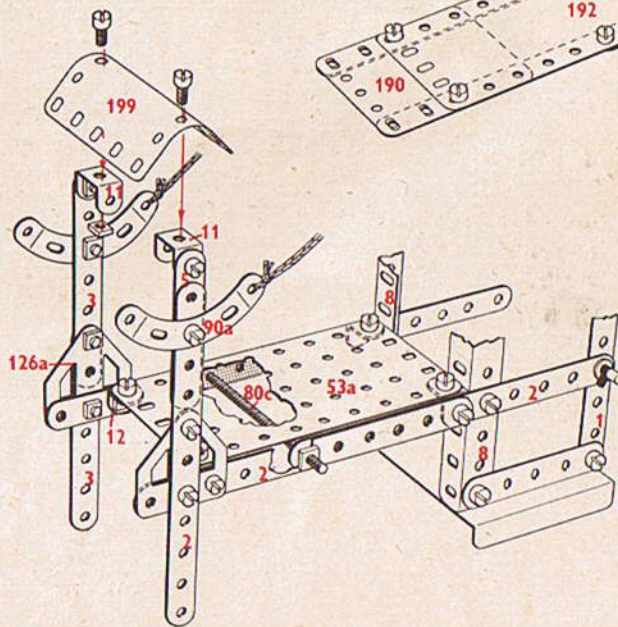
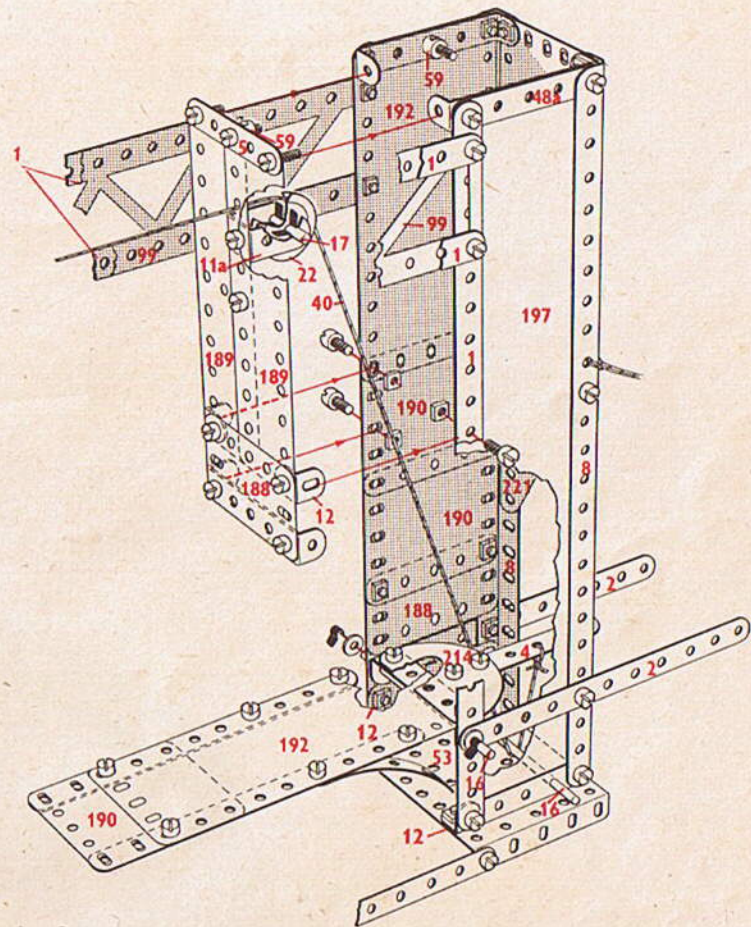
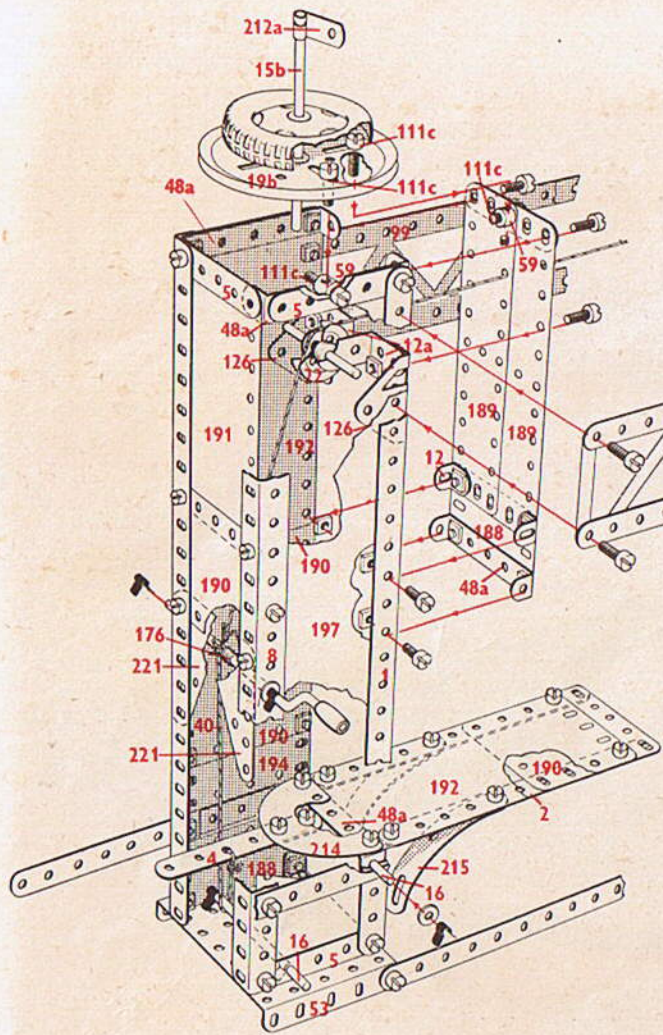


6.15 **Bascule Bridge**
Puente de Torre
Ponte Levadiça-Basculante
Klaffbro
Klaffebro



6.15

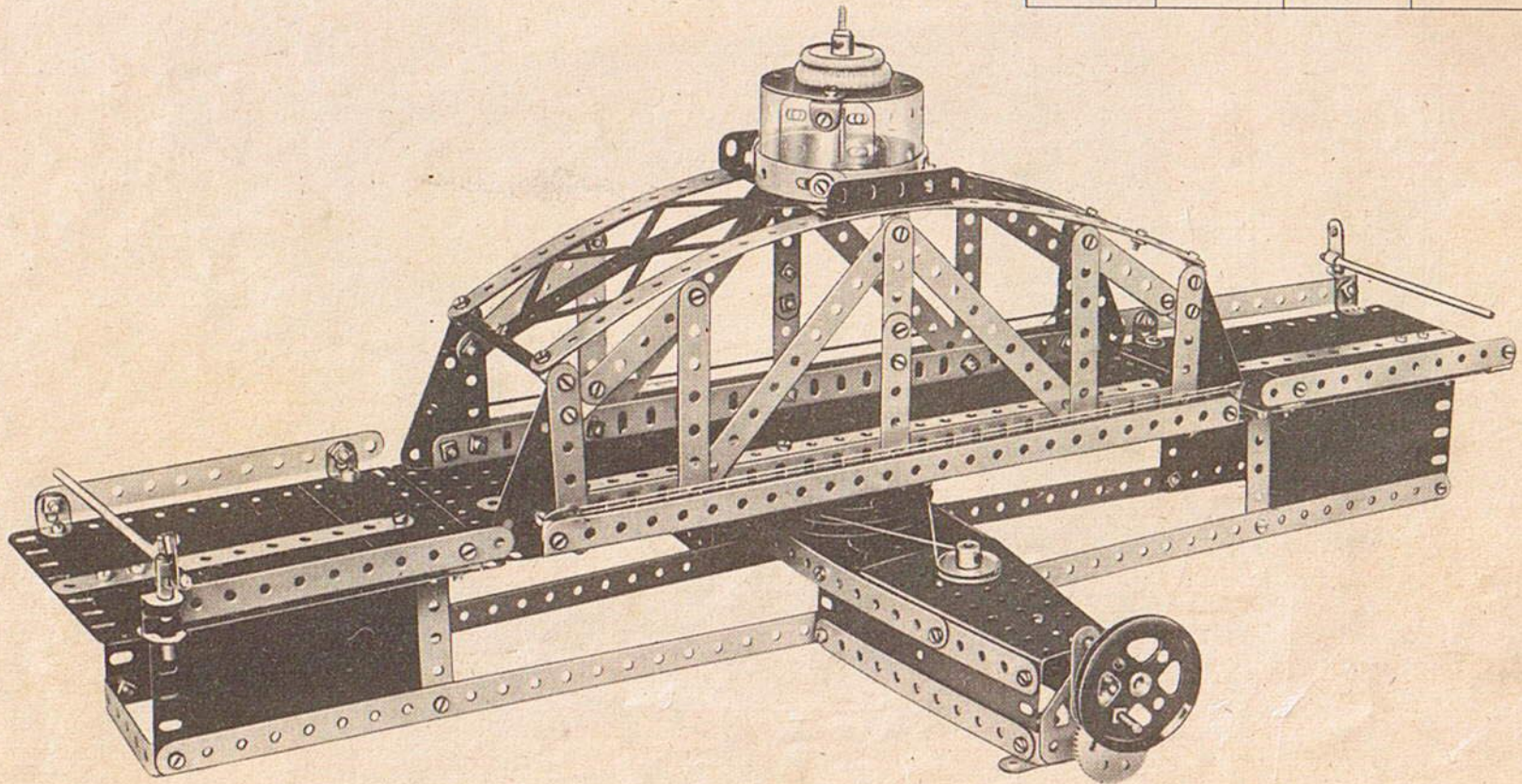
10	-	1	2	-	80c
14	-	2	4	-	90a
4	-	3	2	-	99
2	-	4	2	-	111
14	-	5	2	-	111a
4	-	8	6	-	111c
4	-	11	2	-	126
1	-	11a	4	-	126a
16	-	12	1	-	176
2	-	12a	2	-	187
2	-	15b	4	-	188
4	-	16	4	-	189
1	-	17	6	-	190
1	-	18a	2	-	191
2	-	19b	4	-	192
1	-	19g	2	-	194
13	-	35	2	-	194a
146	-	37a	2	-	197
140	-	37b	1	-	199
6	-	38	1	-	200
1	-	40	2	-	212a
6	-	48a	2	-	214
2	-	53	4	-	215
2	-	53a	4	-	221
4	-	59			

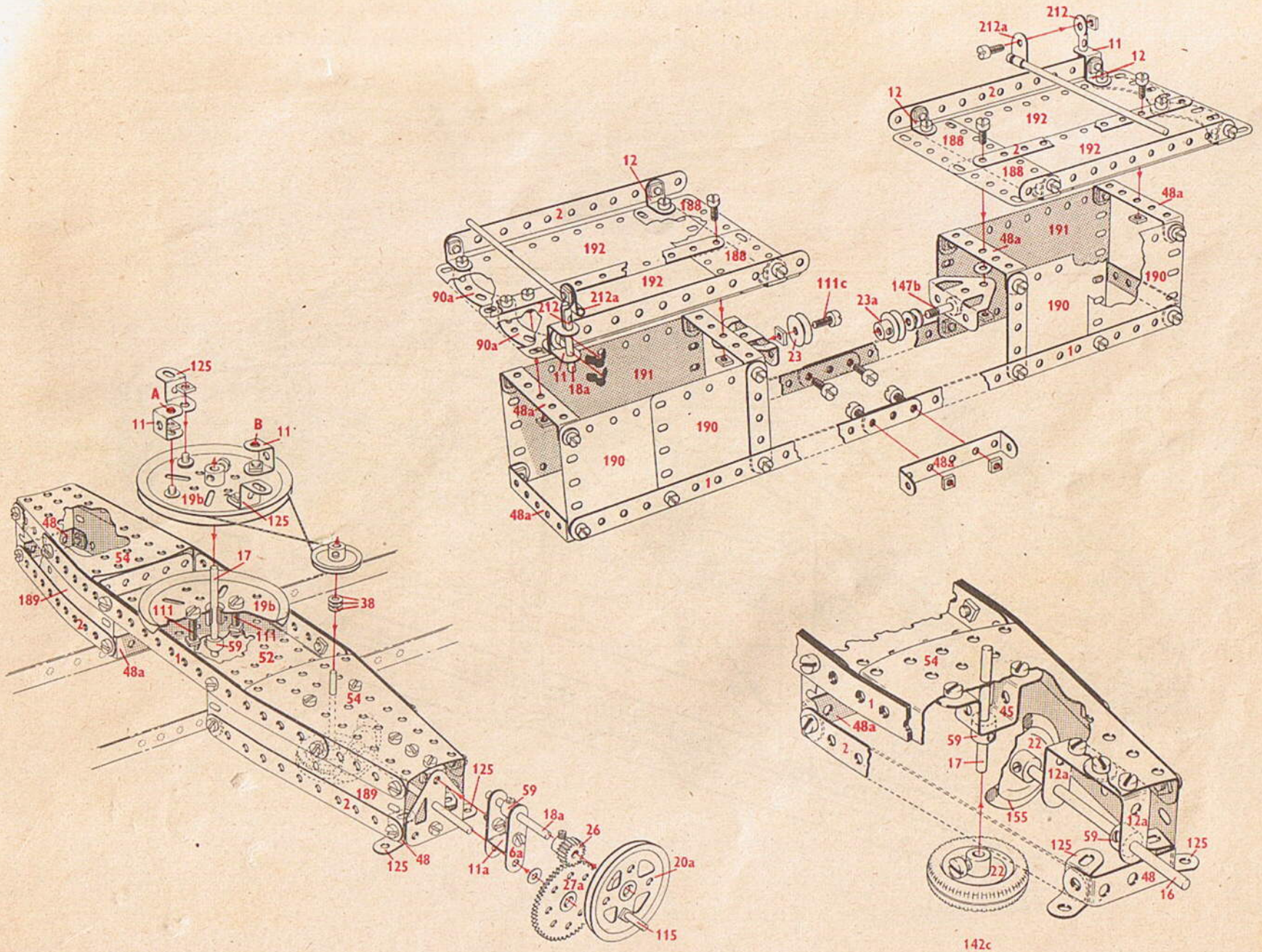


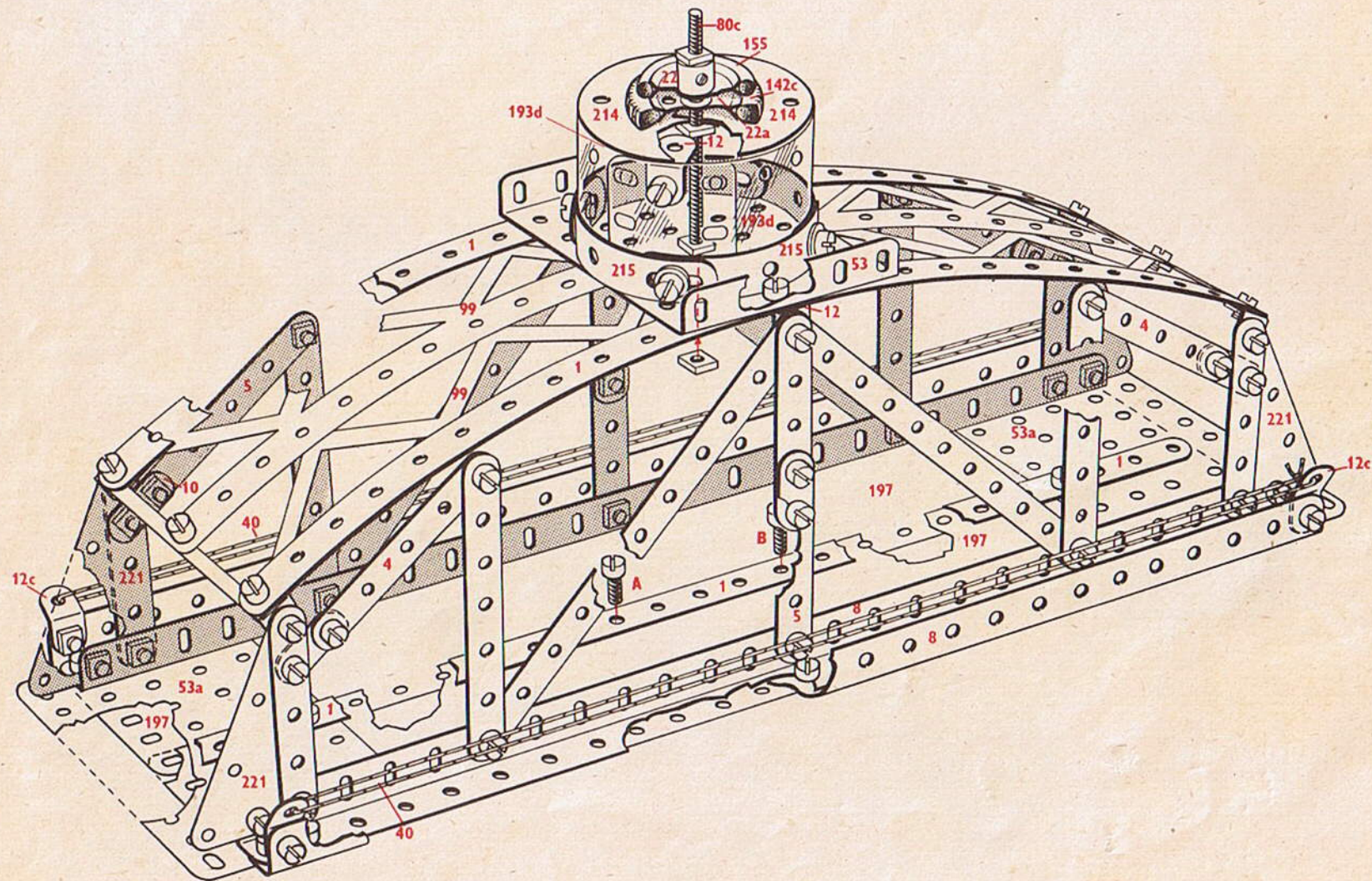
6.16 Swing Bridge
Puente Giratoria
Ponte Giratória
Svängbro
Svingbro

6.16

11 - 1	2 - 19b	1 - 52	2 - 155
14 - 2	1 - 20a	1 - 53	4 - 188
4 - 3	4 - 22	2 - 53a	4 - 189
2 - 4	2 - 22a	2 - 54	4 - 190
14 - 5	1 - 23	4 - 59	2 - 191
2 - 6a	1 - 23a	1 - 80c	4 - 192
4 - 8	1 - 26	4 - 90a	2 - 193d
2 - 10	1 - 27a	2 - 99	2 - 197
4 - 11	4 - 35	2 - 111	2 - 212
16 - 12	152 - 37a	5 - 111c	2 - 212a
2 - 12a	140 - 37b	1 - 115	2 - 214
4 - 12c	26 - 38	4 - 125	4 - 215
2 - 15	1 - 40	2 - 126	4 - 221
1 - 16	1 - 45	1 - 126a	
2 - 17	2 - 48	2 - 142c	
3 - 18a	6 - 48a	1 - 147b	







Names and numbers of Meccano Parts used in building models from Outfits Nos. 4, 5 and 6

Nombres y números de las piezas Meccano que se usan en los modelos de los Equipos No. 4, No. 5 y No. 6

Nomes e numeros das peças de Meccano incluídas nos Estojos Nos. 4, 5 e 6

Namn och nummer på Meccanodelar som används i grundbygglådor nr. 4, nr. 5 och nr. 6

Navn og nummer på Meccanodeler som er brukt til å bygge modeller av sett nr. 4, 5 og 6

Perforated Strip
Tiras perforadas
Tiras perforadas
Perforerad remsa
Perforert bånd

Angle Girder
Vigueta angular perforada
Esquadria
Vinkelskena
Rettvinklet bjelke

Fishplate
Soporte plano
Soporte plano
Flat hållare
Skilleplate

Double Bracket
Soporte doble
Soporte duplo
Dubbelhållare
Doppelbrakett

Angle Bracket
Soporte angular
Soporte angular
Vinkelhållare
Vinkelbrakett


Obtuse Angle Bracket
Soporte obtusangulo
Soporte angular
obtuso
Vinkelhållare
Vinkelbrakett

Axle Rod
Varillas
Varetas de eixo
Axelstång
Akselstang

Pulley
Polea
Polia
Linhjul
Remskive

Crank Handle
Mango de cigüeña
Manivela
Vev
Sveivhåndtak

Pulley (with boss)
Polea (con cubo)
Polia (com cubo)
Linhjul (med nav)
Drivhjul (med bøsning)



12 $\frac{1}{2}$ - 32 cm 4 - 3 $\frac{1}{2}$ - 7 $\frac{1}{2}$ cm
5 $\frac{1}{2}$ - 14 cm 5 - 2 $\frac{1}{2}$ - 6 cm
3 $\frac{1}{2}$ - 9 cm 6a - 1 $\frac{1}{2}$ - 38 mm 8 - 12 $\frac{1}{2}$ - 32 cm

10

11 - 1 $\frac{1}{2}$ × 1 $\frac{1}{2}$;
12 × 12 mm
11a - 1" × 1";
25 × 12 mm

12 - 1 $\frac{1}{2}$ × 1 $\frac{1}{2}$;
12 × 12 mm
12a - 1" × 1";
25 × 25 mm

12c - 1 $\frac{1}{2}$ × 1 $\frac{1}{2}$;
12 × 12 mm

13 - 11 $\frac{1}{2}$ "; 29 cm 16 - 3 $\frac{1}{2}$ "; 9 cm
14 - 6 $\frac{1}{2}$ "; 20 cm 17 - 2"; 5 cm
15 - 5"; 13 cm 18a - 1 $\frac{1}{2}$ "; 38 mm
15a - 4 $\frac{1}{2}$ "; 11 $\frac{1}{2}$ cm 18b - 1"; 25 mm
15b - 4"; 10 cm

19b - 3";
75 mm 19s - 3 $\frac{1}{2}$ "; 9 cm
20a - 2"; 5 cm 19h - 5"; 13 cm

22 - 1"; 25 mm

Pulley (without boss)
Polea (sin cubo)
Polia (sem cubo)
Linhjul (utan nav)
Drivhjul (uten bøsning)

Pulley (without boss)
Polea (sin cubo)
Polia (sem cubo)
Linhjul (utan nav)
Drivhjul (uten bøsning)

Pulley (with boss)
Polea (con cubo)
Polia (com cubo)
Linhjul (med nav)
Drivhjul (med bøsning)

Bush Wheel
Rueda con buje
Roda de bucha
Centerskiva
Bøssinghjul

Wheel Disc
Disco de rueda
Disco de roda
Hjulskiva
Plate-hjul

Pinion 19 teeth
Piñon 19 dientes
Pinhão 19 dentes
Drev 19 kuggar
Drev 19 tenner

Gear 57 teeth
Rueda dentada 57 dientes
Engrenagem 57 dentes
Kugghjul 57 kuggar
Utvekslings-tannhjul 57 tenner

Spring Clip
Abrazadera de resorte
Grampo de mola
Fjäderklämmare
Fjærklammer

Nut
Tuerca
Porca
Mutter

Bolt
Perno
Parafuso
Bult



22a - 1"; 25 mm

23 - 1 $\frac{1}{2}$ "; 12 mm

23a - 1 $\frac{1}{2}$ "; 12 mm

24 - 1 $\frac{1}{2}$ "; 34 mm

24c - 1 $\frac{1}{2}$ "; 34 mm

26 - 1 $\frac{1}{2}$ "; 19 mm

27a - 1 $\frac{1}{2}$ "; 32 mm

35

37a

37b - 1 $\frac{1}{4}$ "; 5 mm

Washer
Arandela
Arruela
Bricka
Mellomleggskive

Double Bent Strip
Tira con doble encorvadura
Tira dobrada dupla
Dubbelbockad remsa
Bøyle med ører

Double Angle Strip
Tira doblada
Tira dobrada
Dubbelvinkelremsa
Dobbel vinkelbarre



Flanged Plate
Placa rebordeada
Flänsplåt
Plate med kant

Flat Plate
Placa plana
Flat plåt
Plate

Flanged Sector Plate
Placa de sector rebordeada
Placa rebordeada de sector
Flänssektorplåt
Avsmalnende plate med kant

Loaded Hook
Gancho cargado
Gancho chumbado
(pequeno)
Belastad krok
Krok med lodd

Collar
Colar
Støppring m.
klämskruv
Kragestykke



48 - 1 $\frac{1}{2}$ - 10 mm
48d - 1 $\frac{1}{2}$ - 19 mm

45

48 - 1 $\frac{1}{2}$ × 1 $\frac{1}{2}$ "; 38 × 12 mm
48a - 2 $\frac{1}{2}$ × 1 $\frac{1}{2}$ "; 60 × 12 mm
48b - 3 $\frac{1}{2}$ × 1 $\frac{1}{2}$ "; 90 × 12 mm

51 - 2 $\frac{1}{2}$ × 1 $\frac{1}{2}$ "; 60 × 38 mm
52 - 5 $\frac{1}{2}$ × 2 $\frac{1}{2}$ "; 14 × 6 cm
53 - 3 $\frac{1}{2}$ × 2 $\frac{1}{2}$ "; 9 × 6 cm

53a - 4 $\frac{1}{2}$ × 2 $\frac{1}{2}$ "; 11 $\frac{1}{2}$ × 6 cm

54

57c

59

Names and numbers of Meccano Parts used in building models from Outfits Nos. 4, 5 and 6

Nombres y números de las piezas Meccano que se usan en los modelos de los Equipos No. 4, No. 5 y No. 6

Nomes e numeros das peças de Meccano incluídas nos Estojos Nos. 4, 5 e 6

Namn och nummer på Meccanodelar som används i grundbygglådor nr. 4, nr. 5 och nr. 6

Navn og nummer på Meccanodeler som er brukt til å bygge modeller av sett nr. 4, 5 og 6

Screwed Rod
Varilla roscada
Vareta roscada
Gängad axelstång
Skrustang



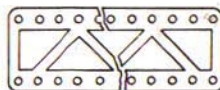
80c - 3"; 7½ cm

Curved Strip (Stepped)
Tira curva (stepped)
Tira curva (de cotovelo)
Bågremsa, bockad
Buet barre



90a - 2½"; 6 cm

Braced Girder
Vigueta calada
Viga entalhada
Fackverksremsa
Avstivet barre



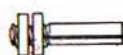
99 - 12½"; 32 cm

Bolt
Perno
Parafuso
Bult
Bolt



111 - ¾"; 19 mm
111a - ½"; 12 mm
111c - ¼"; 9½ mm

Threaded Pin
Clavija roscada
Pino roscado
Gängad tapp
Gjenget pinne



115

Reversed Angle Bracket
Soporte angular inverso
Suporte angular invertido
Omvänd vinkelhållare
Tilbakebydd vinkelbrakett



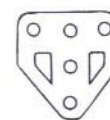
125 - ¼" × ¼" 12 × 12 mm

Trunnion
Muñón
Cantoneira
Vinkelbockad fästplåt
Svingstykke



126

Flat Trunnion
Muñón plano
Aleta
Flat fästplåt
Flatt svingstykke



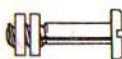
126a

Motor Tyre
Neumático para rueda
Pneu de auto
Däck
Bilring



142c - 1"; 25 mm

Pivot Bolt
Perno pivotante
Parafuso pivotante
Tappbult
Tapp-bolt



147b

Rubber Ring
Anillo de caucho
Aro de borracha
Gummiring
Gummiring



155

Cord Anchoring Spring
Resorte de enganche para cuerda
Mola de prender cordel
Förankringsfjäder för Meccano-snöre
Ankerfjær




176

Road Wheel
Rueda de auto
Roda de auto
Vagnshjul
Vognhjul




187

Flexible Plate
Placa flexível
Placa flexível
Bøjlig plåt
Bølgelig plate




188 - 2½" × 1½"; 60 × 38 mm
189 - 5½" × 1½"; 140 × 38 mm
190 - 2½" × 2½"; 6 × 6 cm
191 - 4½" × 2½"; 11½ × 6 cm
192 - 5½" × 2½"; 14 × 6 cm

Plastic Plate (transparent)
Placa plástica (transparente)
Placa de plástico (transparente)
Plastplåt (transparent)
Plastplate (gjennomsiktig)



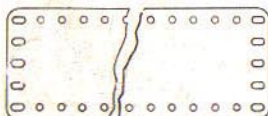
193 - 2½" × 1½"; 60 × 38 mm
193a - 2½" × 2½"; 6 × 6 cm
193c - 4½" × 2½"; 11½ × 6 cm
193d - 5½" × 1½"; 140 × 38 mm
193a - 5½" × 2½"; 14 × 6 cm

Plastic Plate, (black)
Placa plástica (negra)
Placa de plástico (preto)
Plastplåt (svart)
Plastplate (sort)



194 - 2½" × 1½"; 60 × 38 mm
194a - 2½" × 2½"; 6 × 6 cm

Strip Plate
Placa universal
Placa-tira
Universalplåt
Barre-plate



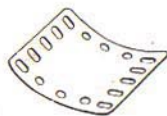
197 - 12½" × 2½"; 32 × 6 cm

Curved Plate, U-section
Placa curva en U
Placa curva em U
Bågplåt
Buet plate (U-profil)



199

Curved Plate
Placa curva
Placa curva
Bågplåt
Buet plate



200

Rod and Strip Connector
Pieza de conexión para varillas y tiras
Junção de vareta e tira
Stång-och remsaförbindning
Stang-og barreforbinder



212

Rod and Strip Connector (right angle)
Pieza de conexión para varillas y tiras (angulo recto)
Junção de vareta e tira (angulo recto)
Stång-och remsaförbindning (rätvinklig)
Stang-og barreforbinder (rettvinklet)



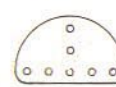
212a

Rod Connector
Pieza de conexión para varillas
Luva de varetas
Stångförbindning
Stangforbinder



213

Semi-circular Plate
Placa semi-circular
Placa semi-circular
Halvcirkelplåt
Halvsirkelformet plate



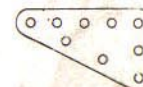
214

Formed Slotted Strip
Tira curvada de 75 mm con muesca
Tira curvada com ranhuras
Formad remsa med springor
Tilformet barre med slisser



215

Triangular Flexible Plate
Placa flexible triangular
Placa flexível triangular
Trekantig bøjlig plåt
Trekantet bølgelig plate



221 - 2½" × 1½"; 60 × 38 cm
222 - 2½" × 2"; 60 × 50 cm
223 - 2½" × 2½"; 6 × 6 cm