

MECCANO®

BOOK OF MODELS

VOORBEELDENBOEK

LIVRE DES MODÈLES

LIBRO DEI MODELLI

MODELLBUCH

MODELLBOK

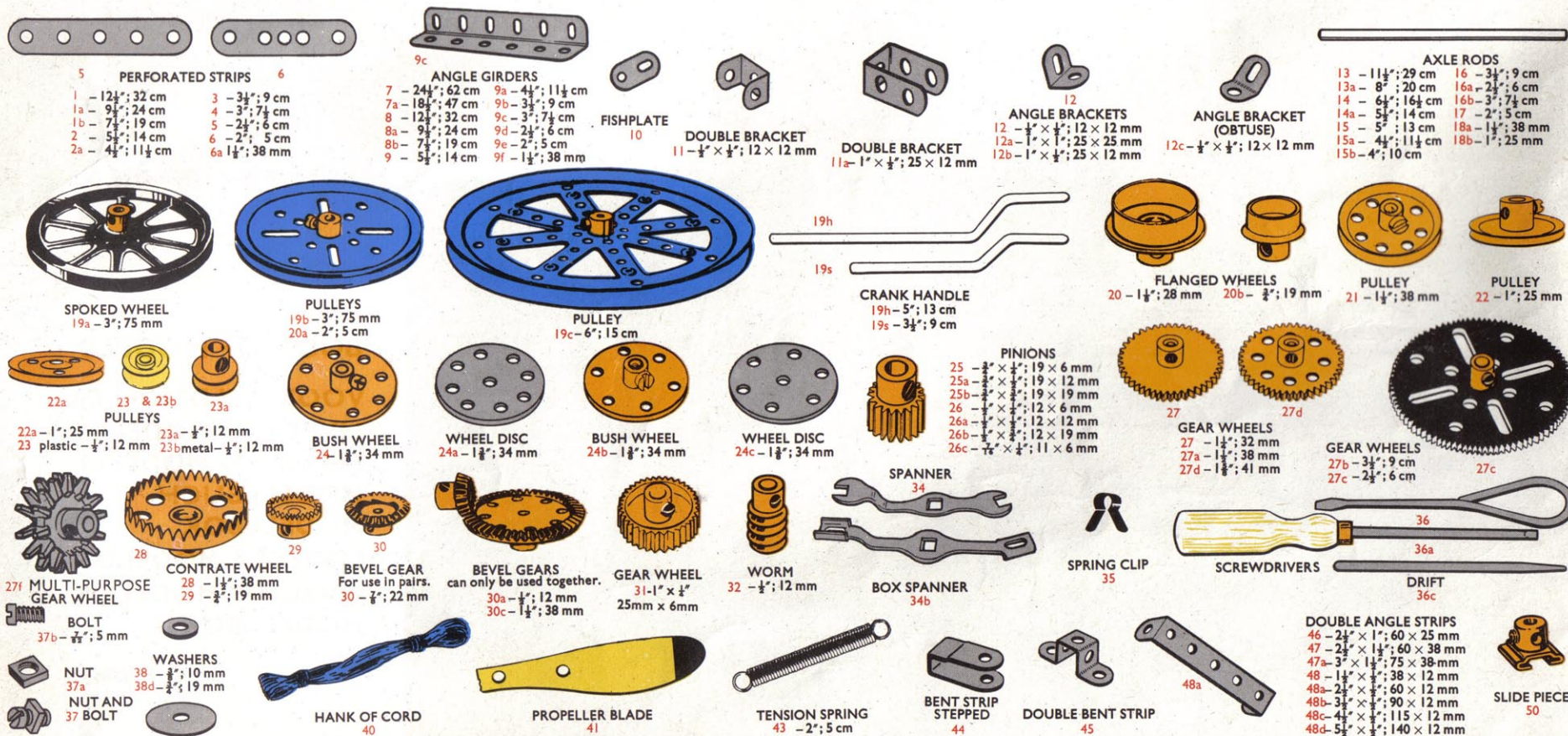
LIBRO DE MODELOS

LIVRO DE MODELOS

MODELLBOK

3

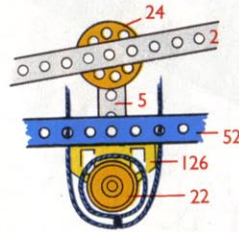
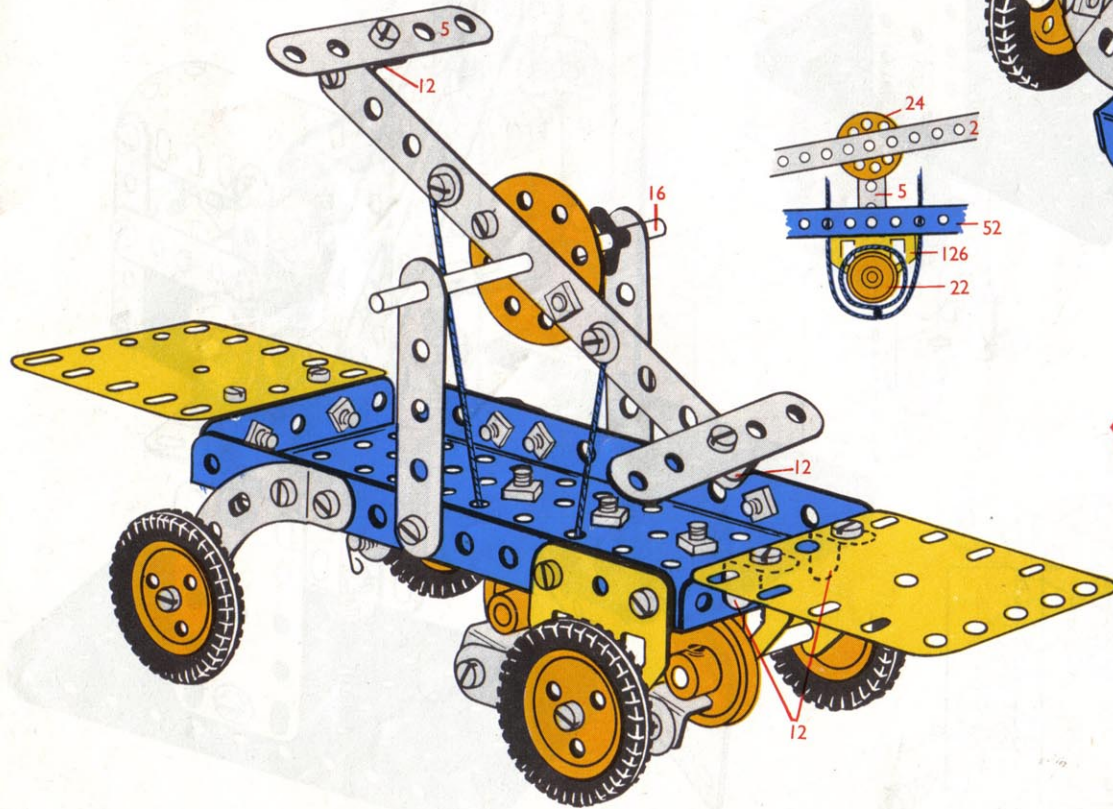
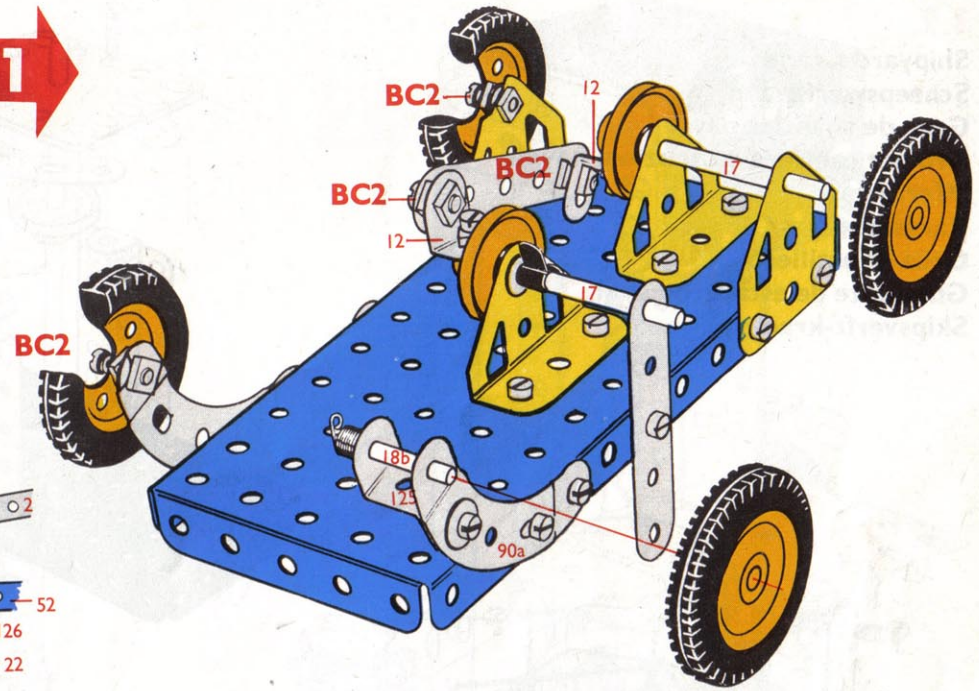
Complete list of Meccano Parts
 Komplete lijst van Meccano-onderdelen
 Liste complète des pièces Meccano
 Distinta delle componenti del Corredo Meccano
 Vollständige Liste der Meccano-Teile
 Fullständig förteckning över Meccanodelar
 Lista completa de piezas de Meccano
 Lista completa de peças do Meccano
 Komplett liste over Meccanodeler



3.1.

Rail Trolley
 Spoorwagenthe
 Draisine
 Carrello su binario
 Schienen-Trolley
 Rälsvagn
 Carretilla de vía
 Trólei ferroviário
 Bagasjevogn for jernbanestasjon

3-	5	6-	38
2-	12	1-	52
2-	17	2-	90a
1-	18b	2-	111c
4-	22	1-	125
2-	22a	2-	126
1-	35	2-	126a
25-	37a	4-	142c
19-	37b	1-	176

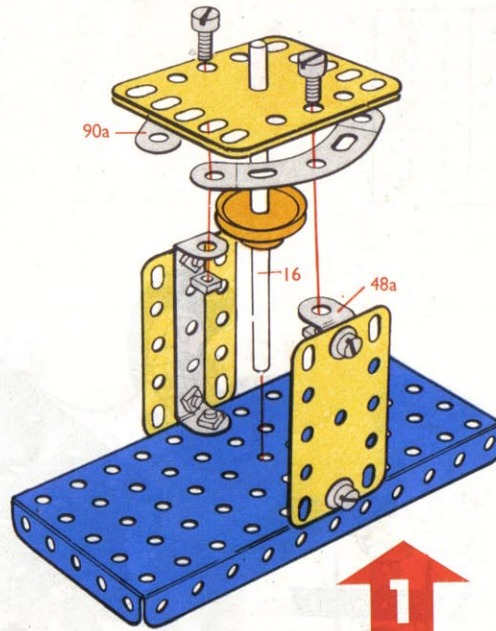


1-	2
3-	5
6-	12
1-	16
1-	24
2-	35
17-	37a
17-	37b
4-	38
1-	40
2-	190


1-	2	10-	38
6-	5	1-	40
8-	12	1-	52
1-	16	2-	90a
2-	17	2-	111c
1-	18b	1-	125
4-	22	2-	126
2-	22a	2-	126a
1-	24	4-	142c
3-	35	1-	176
42-	37a	2-	190
36-	37b		

3.2.

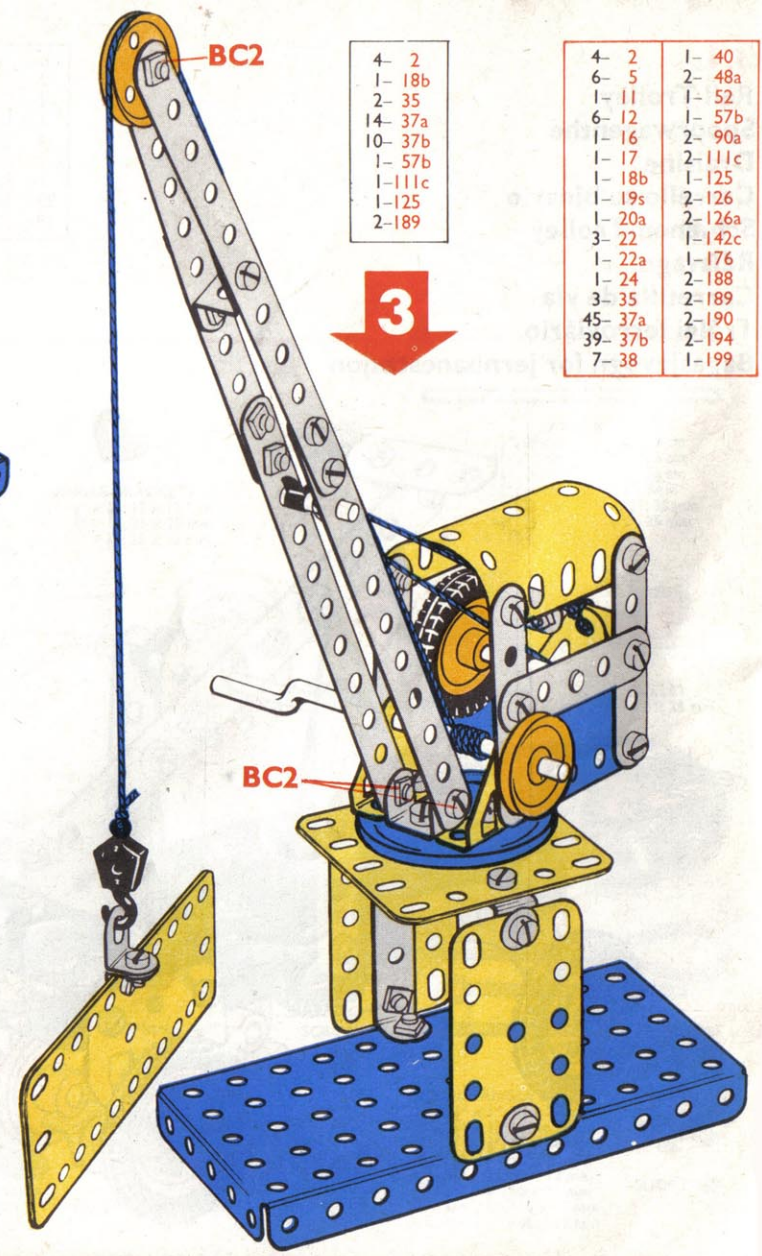
Shipyards Crane
Scheepswerfkraan
Grue de chantier naval
Gru per cantiere costruzioni navali
Werftkran
Varvskran
Grúa de astillero
Guindaste de estaleiro naval
Skipsverft-kran



- | |
|--------|
| 1- 22 |
| 8- 37a |
| 8- 37b |
| 4- 38 |
| 2- 48a |
| 1- 52 |
| 2- 90a |
| 2- 188 |
| 2- 190 |



- | | |
|---------|---------|
| 6- 5 | 21- 37b |
| 1- 11 | 3- 38 |
| 4- 12 | 1- 40 |
| 1- 16 | 1- 111c |
| 1- 17 | 2- 126 |
| 1- 19s | 2- 126a |
| 1- 20a | 1- 142c |
| 2- 22 | 1- 176 |
| 1- 24 | 2- 194 |
| 1- 35 | 1- 199 |
| 23- 37a | |



- | |
|---------|
| 4- 2 |
| 1- 18b |
| 2- 35 |
| 14- 37a |
| 10- 37b |
| 1- 57b |
| 1- 111c |
| 1- 125 |
| 2- 189 |

- | | |
|---------|---------|
| 4- 2 | 1- 40 |
| 6- 5 | 2- 48a |
| 1- 11 | 1- 52 |
| 6- 12 | 1- 57b |
| 1- 16 | 2- 90a |
| 1- 17 | 2- 111c |
| 1- 18b | 1- 125 |
| 1- 19s | 2- 126 |
| 1- 20a | 2- 126a |
| 3- 22 | 1- 142c |
| 1- 22a | 1- 176 |
| 1- 24 | 2- 188 |
| 3- 35 | 2- 189 |
| 45- 37a | 2- 190 |
| 39- 37b | 2- 194 |
| 7- 38 | 1- 199 |

3.4.

Tilt Cab Tipping Wagon

Kipwagen met kantelbare cabine

Camion basculant avec cabine inclinable

Ribaltabile a cabina inclinabile

Kippwagen

Tippvagn med hytt

Camión-voquete con cabina inclinable

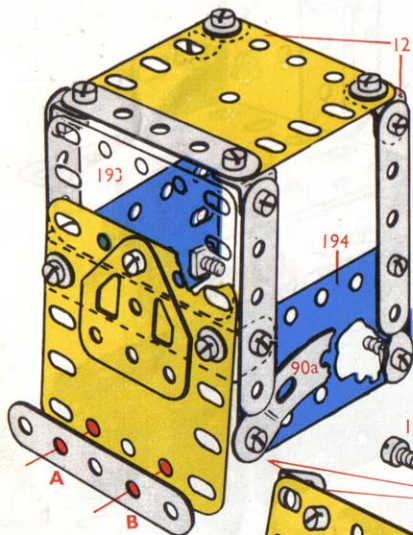
Vagão basculante

Tippvagn med førerhus som kan vippes opp

4- 2	1- 52
6- 5	2- 90a
3- 10	2- 111c
1- 11	1- 125
8- 12	2- 126
2- 16	2- 126a
1- 17	4- 142c
4- 22	1- 155
1- 22a	*1- 186b
*1- 23a	2- 188
4- 35	2- 189
55- 37a	2- 190
49- 37b	1- 193
10- 38	2- 194
2- 48a	*1- M1

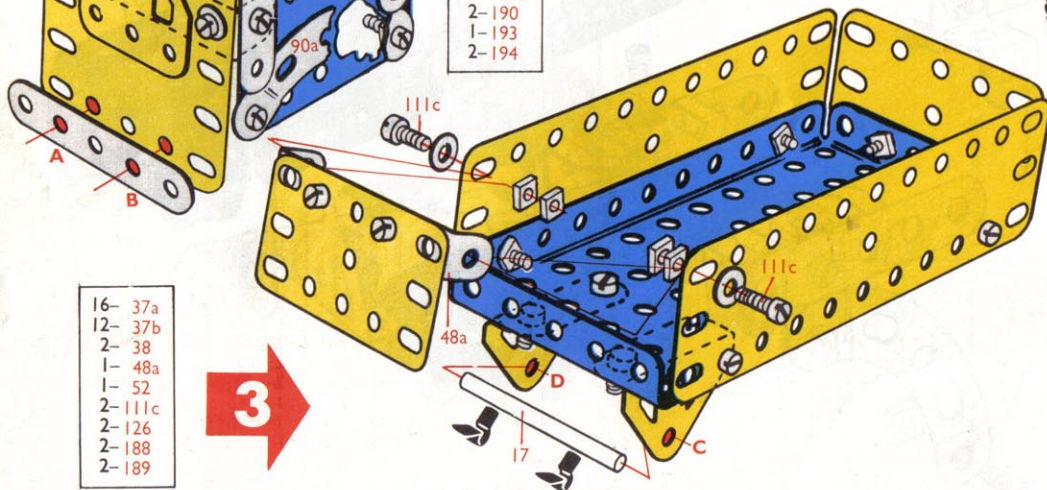
* Not included in set

4- 2
3- 10
1- 11
4- 12
2- 16
4- 22
1- 22a
*1- 23a
2- 35
18- 37a
16- 37b
4- 38
1- 125
1- 126a
4- 142c
1- 155
*1- 186b



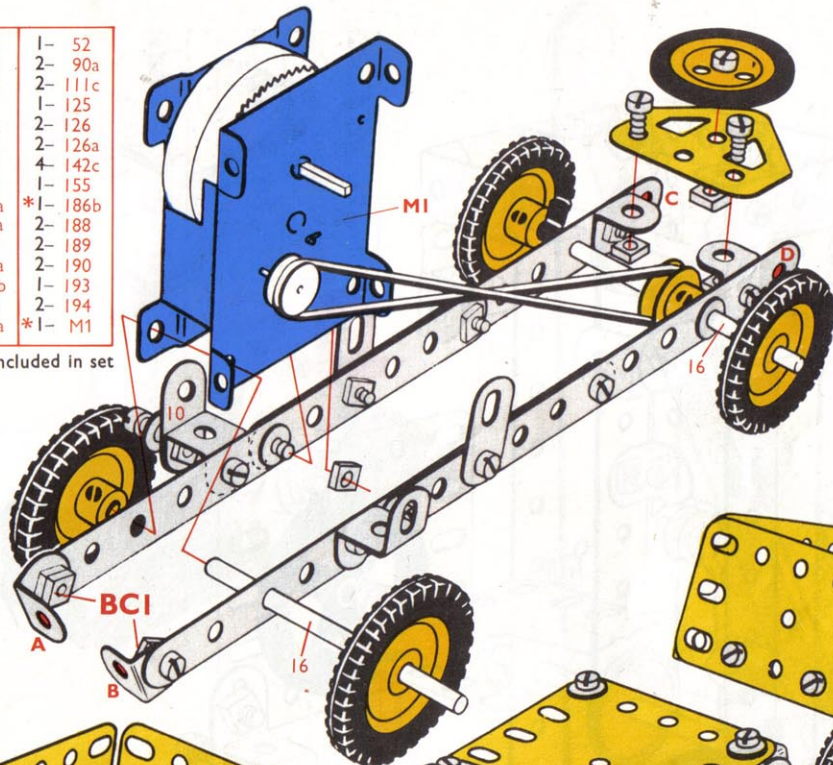
2

5- 5
4- 12
19- 37a
19- 37b
4- 38
1- 48a
2- 90a
1- 126a
2- 190
1- 193
2- 194

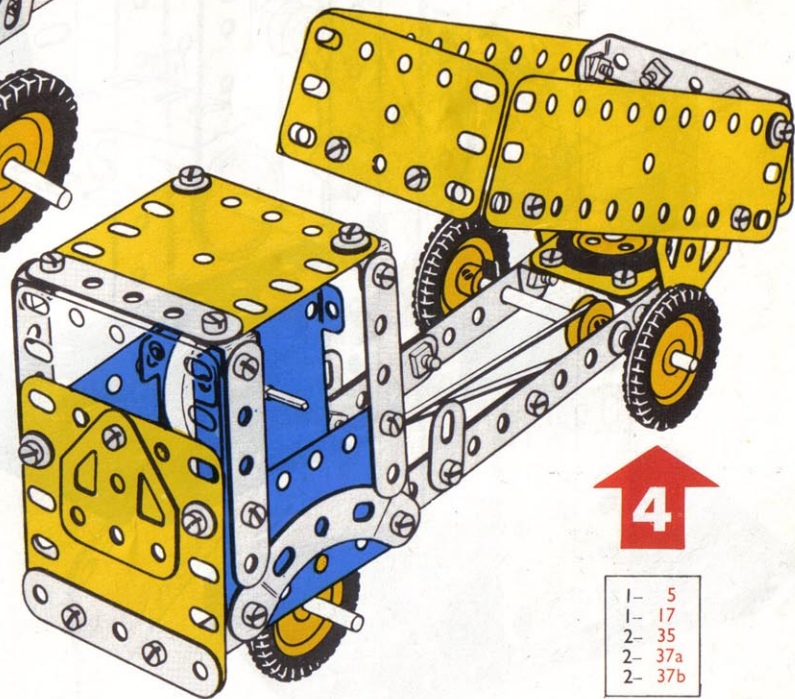


3

16- 37a
12- 37b
2- 38
1- 48a
1- 52
2- 111c
2- 126
2- 188
2- 189



1

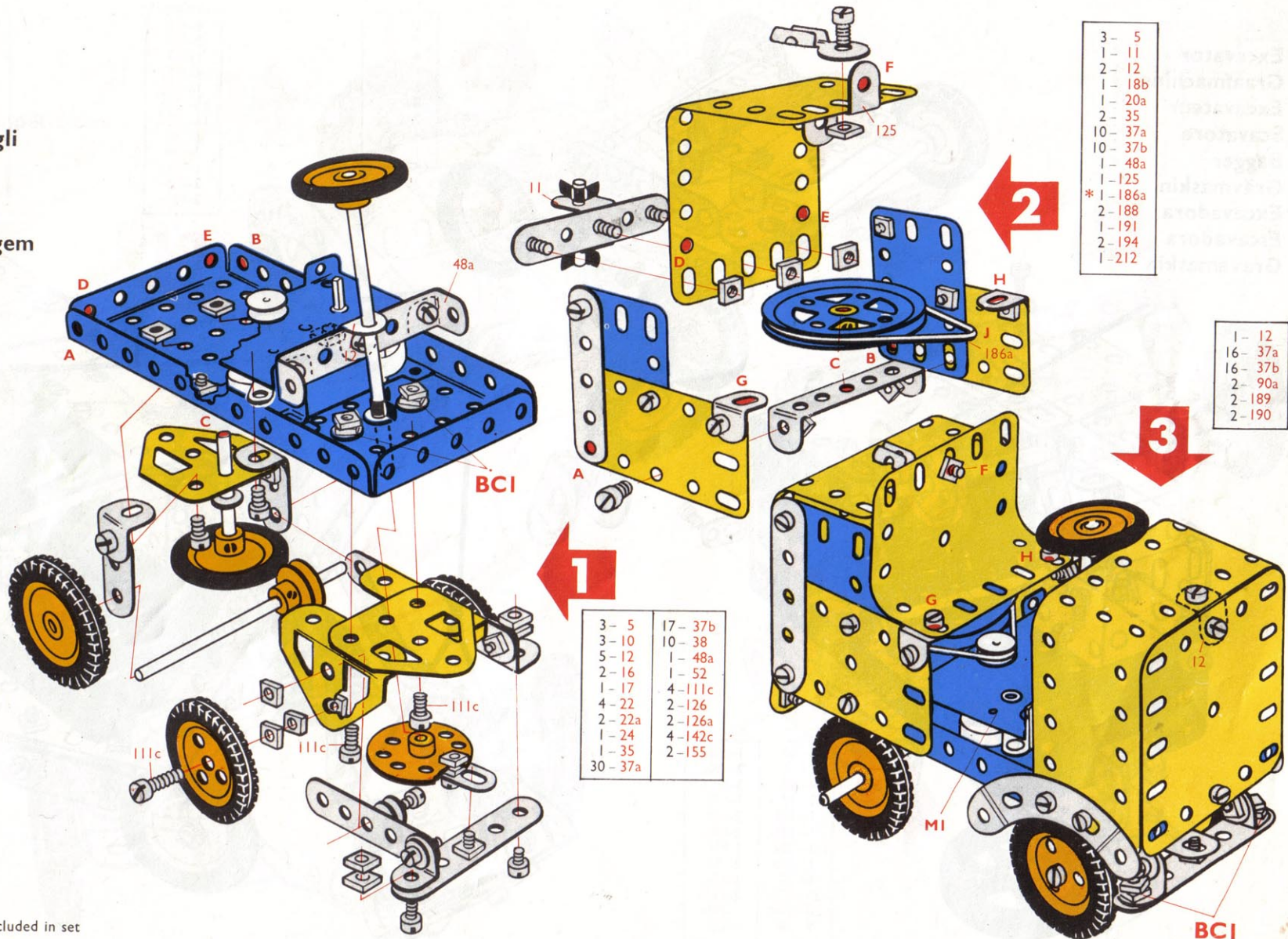


4

1- 5
1- 17
2- 35
2- 37a
2- 37b

3.5.

Baggage Truck
Bagagewagen
Chariot à bagages
Carrello portabagagli
Gepäckwagen
Gagagetruck
Carretilla de andén
Camioneta de bagagem
Bagasjevogn



6- 5	1- 52
3- 10	2- 90a
1- 11	4- 111c
8- 12	1- 125
2- 16	2- 126
1- 17	2- 126a
1- 18b	4- 142c
1- 20a	2- 155
4- 22	* 1- 186a
2- 22a	2- 188
1- 24	2- 189
3- 35	2- 190
56- 37a	1- 191
43- 37b	2- 194
10- 38	1- 212
2- 48a	* 1- M1

* Not included in set

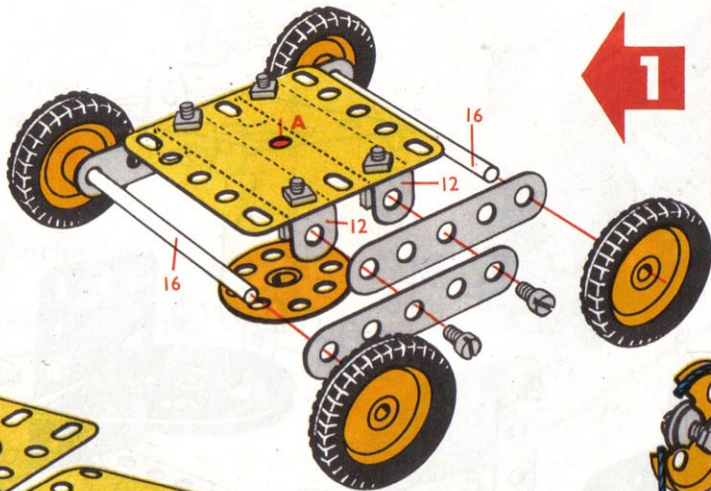
3- 5	17- 37b
3- 10	10- 38
5- 12	1- 48a
2- 16	1- 52
1- 17	4- 111c
4- 22	2- 126
2- 22a	2- 126a
1- 24	4- 142c
1- 35	2- 155
30- 37a	

3- 5
1- 11
2- 12
1- 18b
1- 20a
2- 35
10- 37a
10- 37b
1- 48a
1- 125
* 1- 186a
2- 188
1- 191
2- 194
1- 212

1- 12
16- 37a
16- 37b
2- 90a
2- 189
2- 190

3.6.

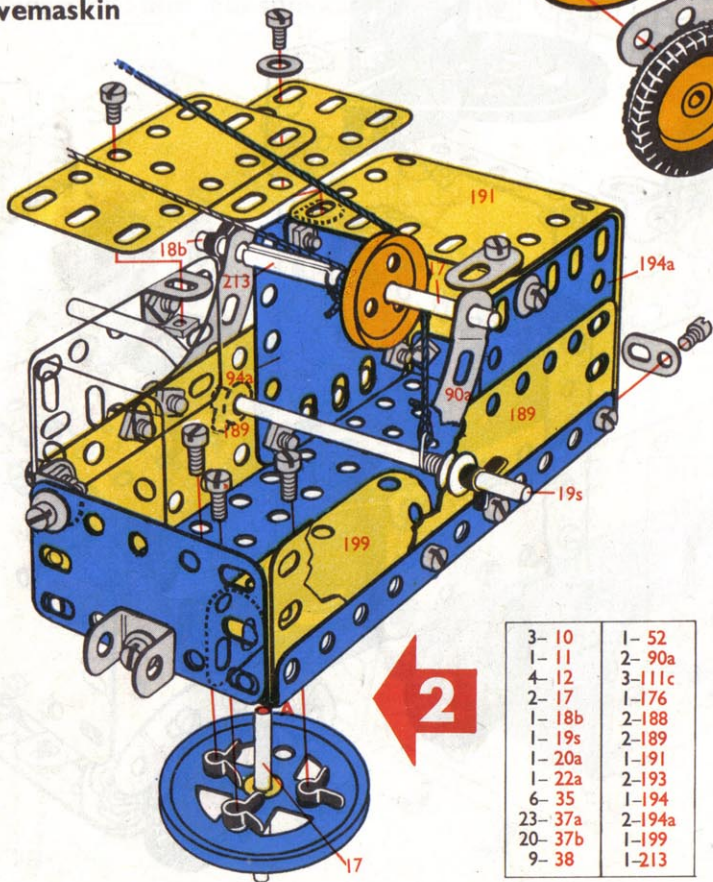
Excavator
Graafmachine
Excavateur
Scavatore
Bagger
Grävmaskin
Excavadora
Escavadora
Gravemaskin



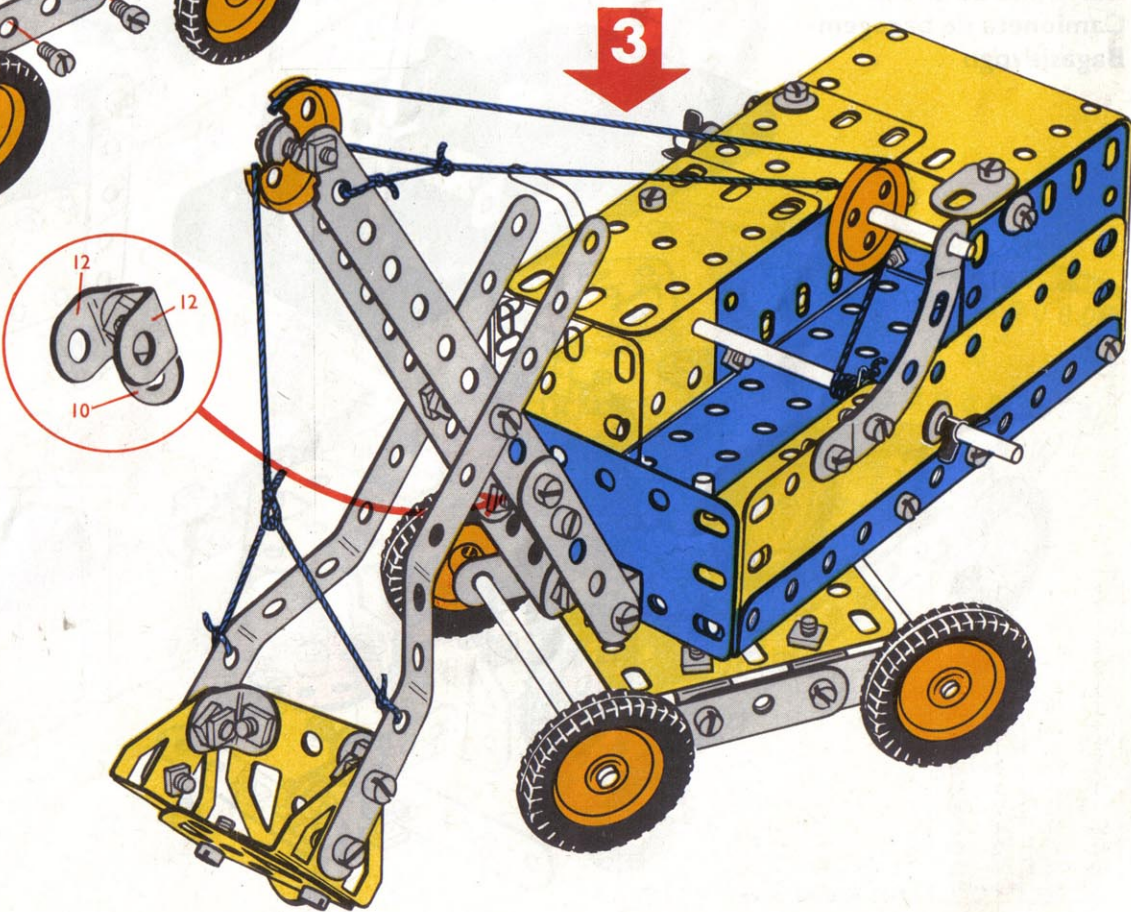
- 4- 5
- 2- 16
- 4- 22
- 1- 24
- 8- 37a
- 8- 37b
- 2- 48a
- 4-142c
- 1-190

- 4- 2
- 2- 5
- 1- 10
- 4- 12
- 1- 22a
- 25- 37a
- 16- 37b
- 1- 38
- 1- 40
- 1-111c
- 2-126
- 2-126a

- | | | |
|--------|---------|--------|
| 4- 2 | 1- 24 | 4-142c |
| 6- 5 | 6- 35 | 1-176 |
| 4- 10 | 56- 37a | 2-188 |
| 1- 11 | 45- 37b | 2-189 |
| 8- 12 | 10- 38 | 1-190 |
| 2- 16 | 1- 40 | 1-191 |
| 2- 17 | 2- 48a | 2-193 |
| 1- 18b | 1- 52 | 1-194 |
| 1- 19s | 2- 90a | 2-194a |
| 1- 20a | 4-111c | 1-199 |
| 4- 22 | 2-126 | 1-213 |
| 2- 22a | 2-126a | |




- | | |
|---------|--------|
| 3- 10 | 1- 52 |
| 1- 11 | 2- 90a |
| 4- 12 | 3-111c |
| 2- 17 | 1-176 |
| 1- 18b | 2-188 |
| 1- 19s | 2-189 |
| 1- 20a | 1-191 |
| 1- 22a | 2-193 |
| 6- 35 | 1-194 |
| 23- 37a | 2-194a |
| 20- 37b | 1-199 |
| 9- 38 | 1-213 |



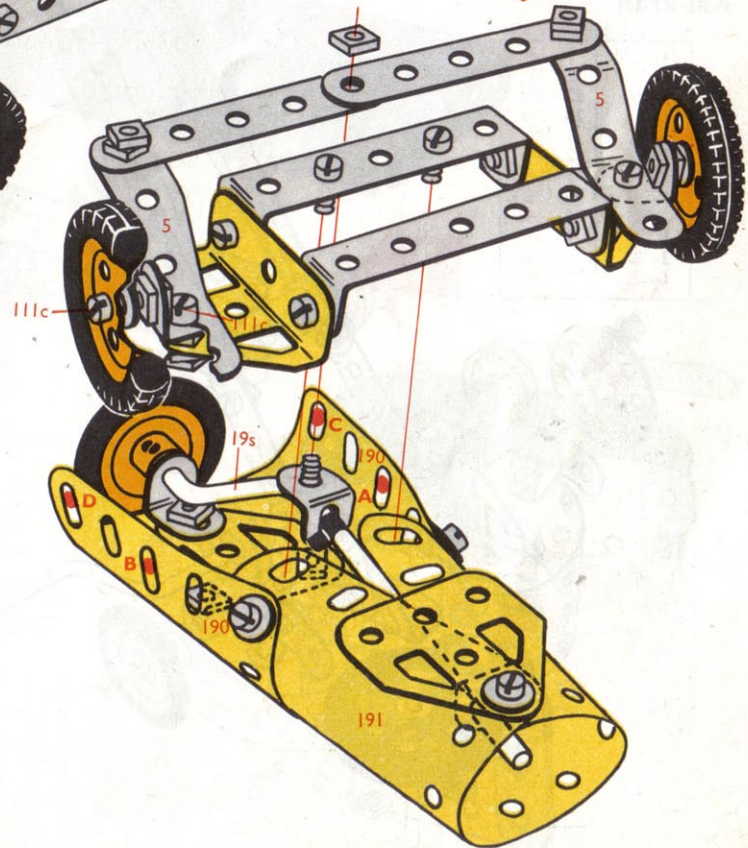
3.7.

Racing Car
 Racewagen
 Voiture de course
 Automobile tipo competizione
 Rennwagen
 Racerbil
 Coche de carreras
 Carro de corridas
 Racerbil


4-	2
2-	5
4-	10
3-	12
1-	16
1-	17
2-	22
2-	35
23-	37a
23-	37b
2-	38
2-	90a
2-	142c
1-	188
2-	189
1-	199
1-	213



4-	5	2-	48a
5-	12	4-	111c
1-	19s	2-	126
1-	22	2-	126a
2-	22a	2-	142c
1-	35	1-	155
27-	37a	2-	190
15-	37b	1-	191
6-	38		



5-	37a
5-	37b
1-	193

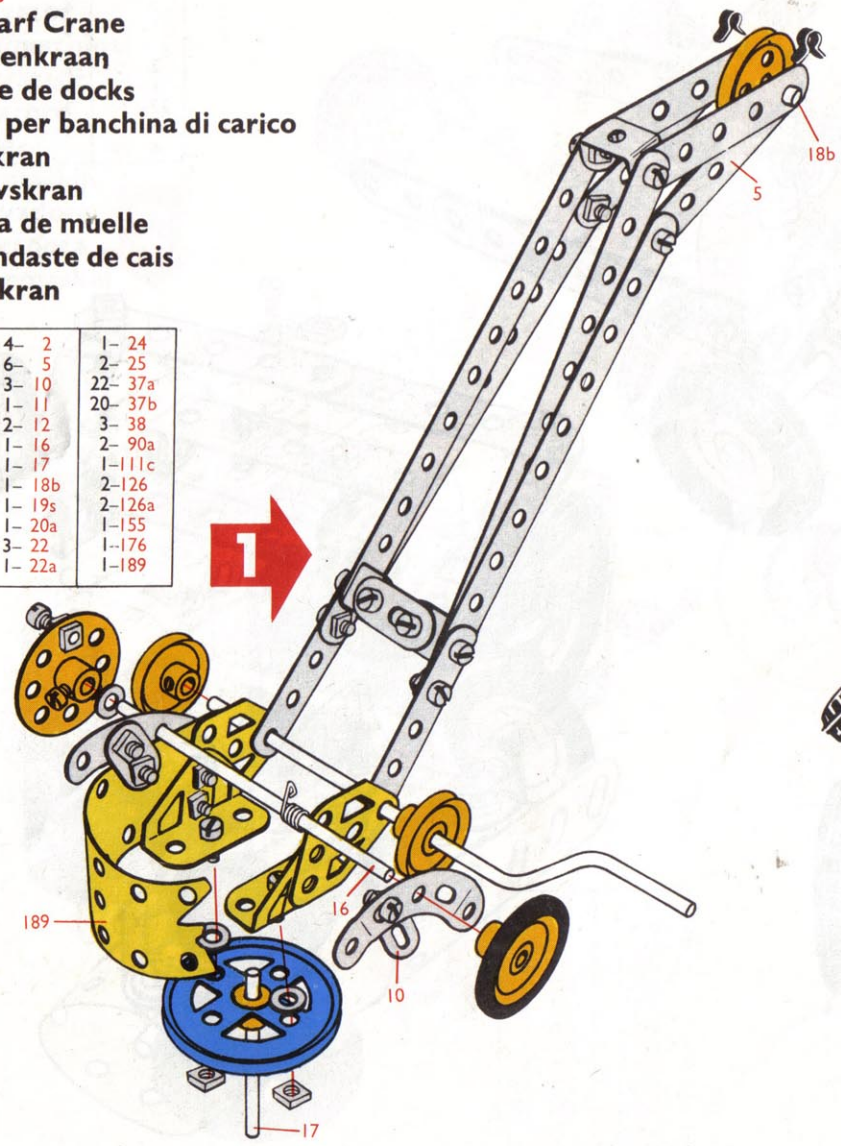


4-	2	2-	90a
6-	5	4-	111c
4-	10	2-	126
8-	12	2-	126a
1-	16	4-	142c
1-	17	1-	155
1-	19s	1-	188
3-	22	2-	189
2-	22a	2-	190
3-	35	1-	191
55-	37a	1-	193
43-	37b	1-	199
8-	38	1-	213
2-	48a		

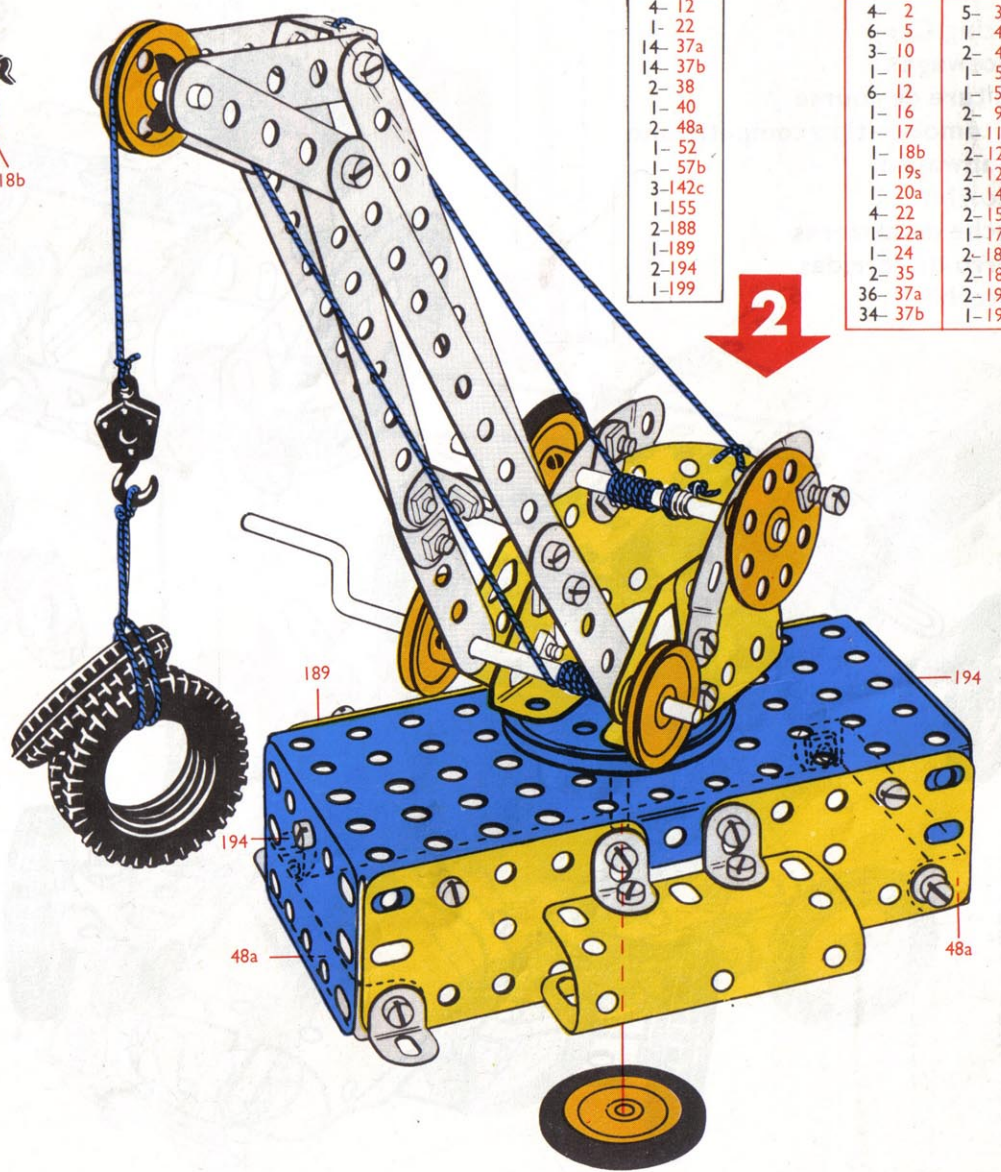
3.8.

Wharf Crane
Havenkraan
Grue de docks
Gru per banchina di carico
Kaikran
Varvskran
Grúa de muelle
Guindaste de cais
Kai-kran

4- 2	1- 24
6- 5	2- 25
3- 10	22- 37a
1- 11	20- 37b
2- 12	3- 38
1- 16	2- 90a
1- 17	1- 111c
1- 18b	2- 126
1- 19s	2- 126a
1- 20a	1- 155
3- 22	1- 176
1- 22a	1- 189



4- 12
1- 22
14- 37a
14- 37b
2- 38
1- 40
2- 48a
1- 52
1- 57b
3- 142c
1- 155
2- 188
1- 189
2- 194
1- 199



4- 2	5- 38
6- 5	1- 40
3- 10	2- 48a
1- 11	1- 52
6- 12	1- 57b
1- 16	2- 90a
1- 17	1- 111c
1- 18b	2- 126
1- 19s	2- 126a
1- 20a	3- 142c
4- 22	2- 155
1- 22a	1- 176
1- 24	2- 188
2- 35	2- 189
36- 37a	2- 194
34- 37b	1- 199

3.9.

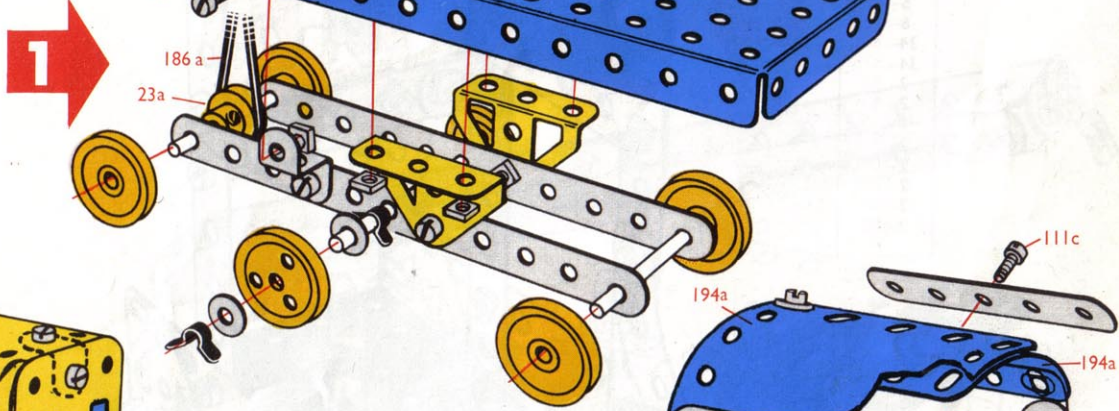
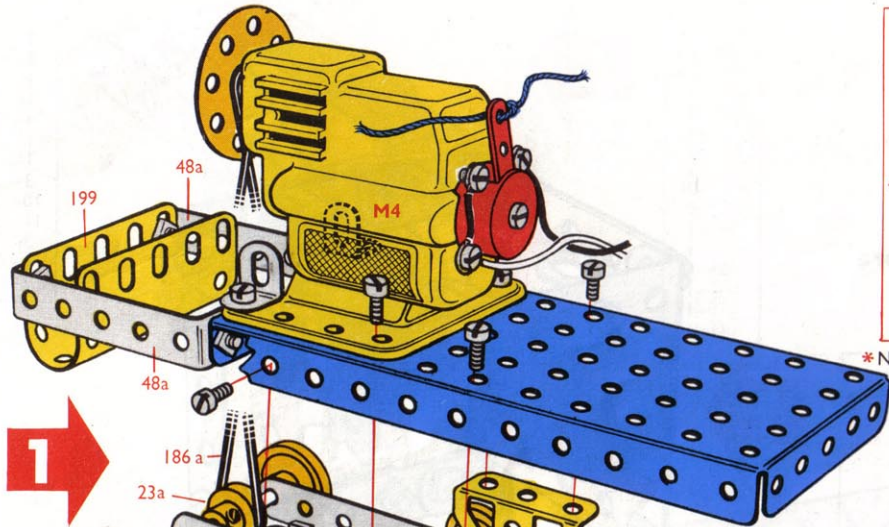
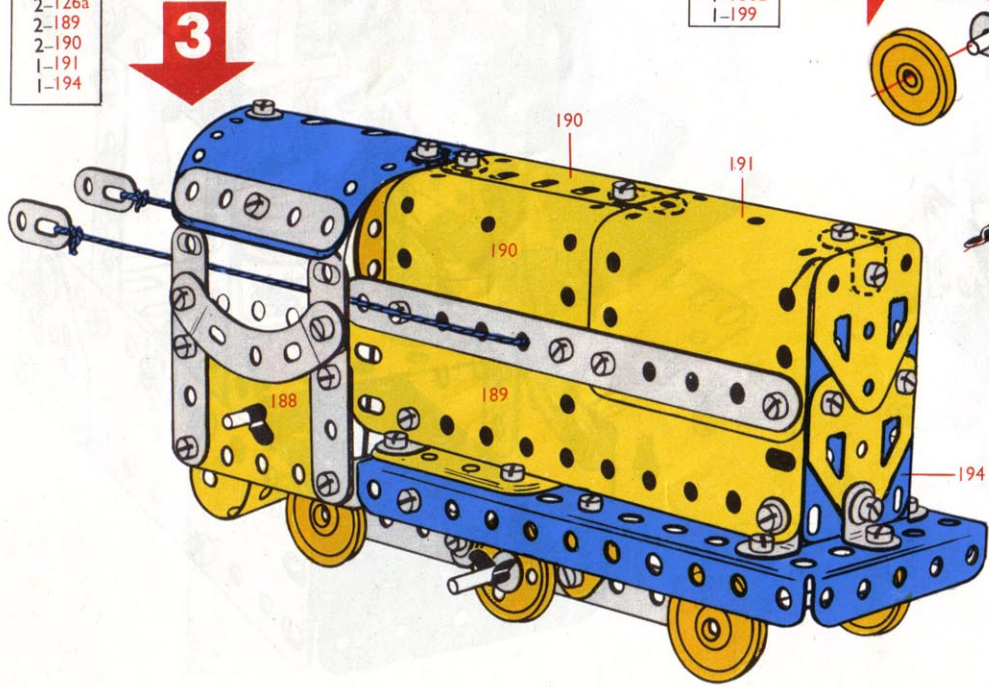
Diesel Shunter
Dieslrangerwagen
Machine Diesel de manoeuvres
Locomotore diesel per smistamento
Diesel-Rangierlok
Dieseldrivet växellok
Locomotora diesel para maniobras
Locomotiva Diesel de triagem
Diesel skiftelokomotiv

- 2- 2
- 4- 10
- 6- 12
- 30- 37a
- 30- 37b
- 5- 38
- 2-126a
- 2-189
- 2-190
- 1-191
- 1-194

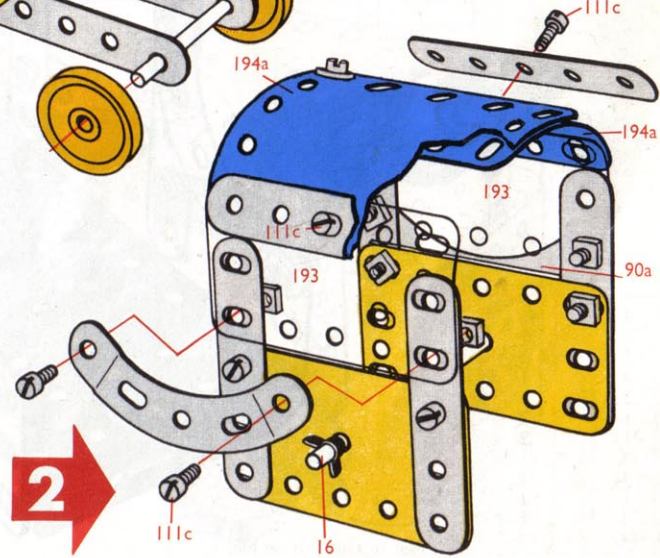
- 2- 2
- 2- 12
- 1- 16
- 2- 17
- 4- 22
- 2- 22a
- * 1- 23a
- 1- 24
- 4- 35
- 14- 37a
- 14- 37b
- 4- 38
- 1- 40
- 2- 48a
- 1- 52
- 1-125
- 2-126
- * 1-186a
- 1-199

- 4- 2
- 6- 5
- 4- 10
- 8- 12
- 2- 16
- 2- 17
- 4- 22
- 2- 22a
- * 1- 23a
- 6- 35
- 55- 37a
- 50- 37b
- 10- 38
- 1- 40
- 2- 48a
- 1- 52
- 2- 90a
- 3-111c
- 1-125
- 2-126
- 2-126a
- * 1-186a
- 2-188
- 2-189
- 2-190
- 1-191
- 2-193
- 1-194
- 2-194a
- 1-199
- * 1-M4

* Not included in set No.3



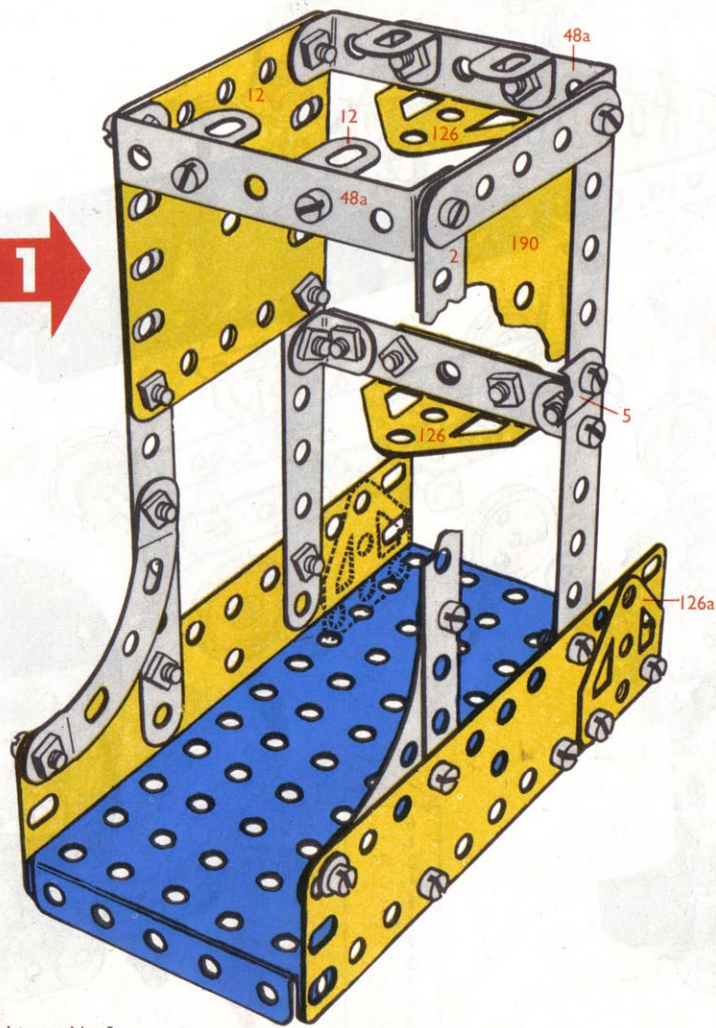
- 6- 5
- 1- 16
- 2- 35
- 11- 37a
- 9- 37b
- 1- 38
- 2- 90a
- 3-111c
- 2-188
- 2-193
- 2-194a



3.10.

Stamping Mill
 Walserij
 Moulin à bocards
 Frantumatore
 Stanzanlage
 Stampverk
 Prensa estampadora
 Estampadora
 Pukkverk

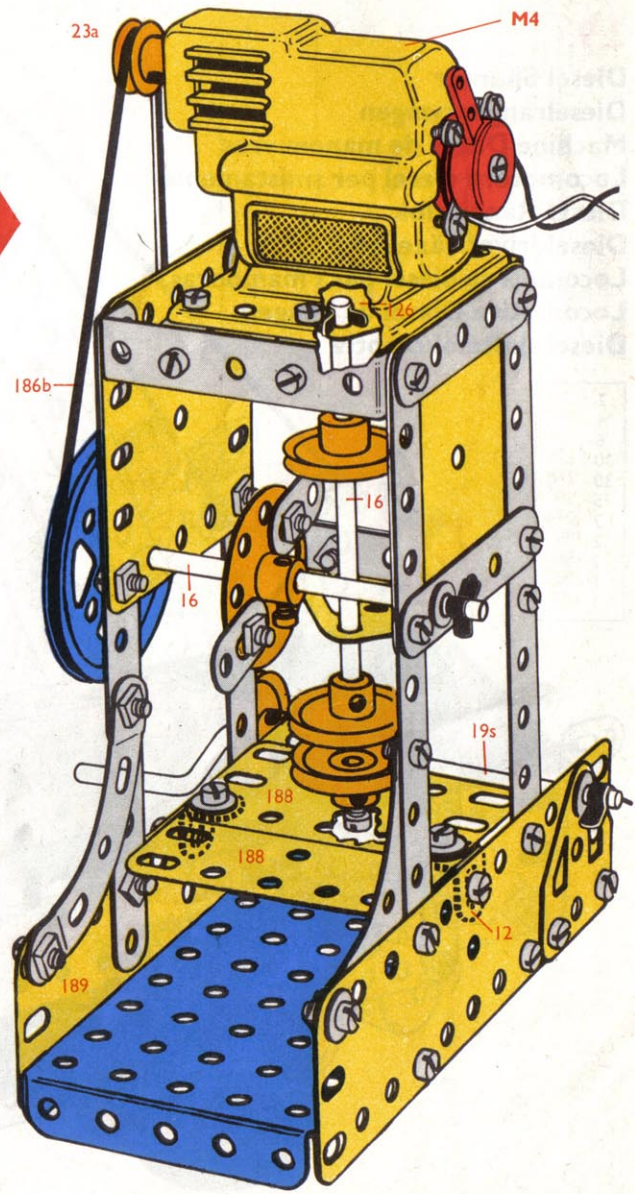
- 4- 2
 5- 5
 6- 12
 34- 37a
 34- 37b
 2- 38
 2- 48a
 1- 52
 2- 90a
 2- 126
 2- 126a
 2- 189
 2- 190



- | | |
|----------|----------|
| 4- 2 | 45- 37b |
| 5- 5 | 6- 38 |
| 2- 10 | 2- 48a |
| 8- 12 | 1- 52 |
| 2- 16 | 2- 90a |
| 1- 19s | 2- 126 |
| 1- 20a | 2- 126a |
| 4- 22 | *1- 186b |
| * 1- 23a | 2- 188 |
| 1- 24 | 2- 189 |
| 3- 35 | 2- 190 |
| 44- 37a | *1- M4 |

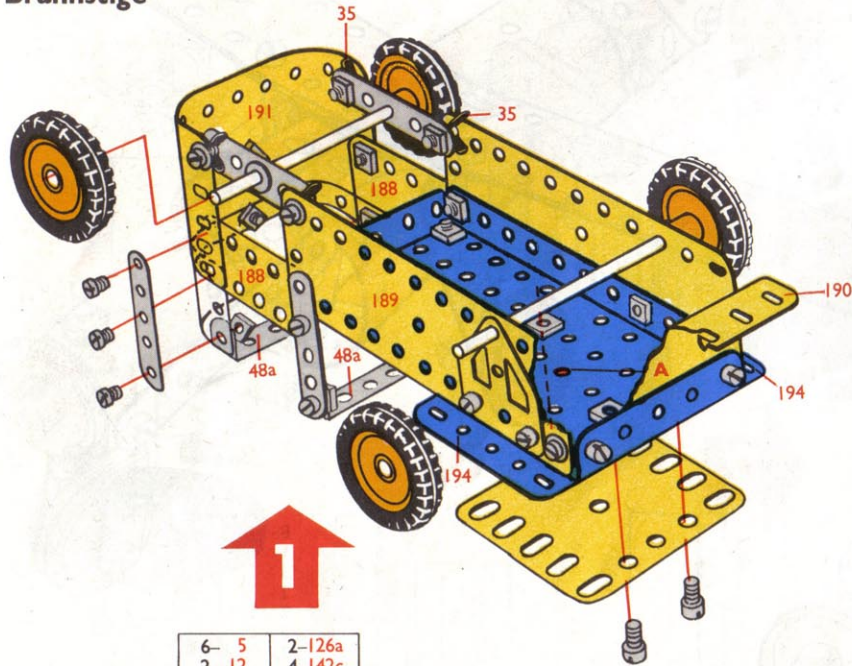
* Not included in set No. 3

- | |
|-----------|
| 2- 10 |
| 2- 12 |
| 2- 16 |
| 1- 19s |
| 1- 20a |
| 4- 22 |
| * 1- 23a |
| 1- 24 |
| 3- 35 |
| 10- 37a |
| 11- 37b |
| 3- 38 |
| * 1- 186b |
| 2- 188 |



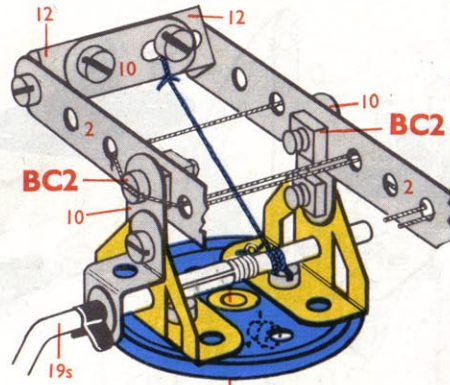
3.11.

Fire Escape
Branduitgang
Echelle à incendie
Uscita di sicurezza in caso d'incendio
Feuerleiter
Brandränningsutrustning
Escalera para caso de incendio
Escada de incêndio
Brannstige




6- 5	2-126a
2- 12	4-142c
2- 16	2-188
4- 22	2-189
4- 35	1-190
34- 37a	1-191
30- 37b	2-193
8- 38	2-194
2- 48a	1-199
1- 52	
4-111c	

2- 12
1- 22a
10- 37a
10- 37b
2- 90a
1-190
1-194a



4- 2
4- 10
4- 12
1- 18b
1- 19s
1- 20a
1- 24
1- 35
12- 37a
10- 37b
2- 38
1- 40
1- 125
2- 126
1- 176
1- 212
1- 213

4- 2	2- 90a
4- 5	4-111c
4- 10	1-125
8- 12	2-126
2- 16	2-126a
1- 18b	4-142c
1- 19s	1-176
1- 20a	2-188
4- 22	2-189
1- 22a	2-190
1- 24	1-191
5- 35	2-193
56- 37a	2-194
50- 37b	1-194a
10- 38	1-199
1- 40	1-212
2- 48a	1-213
1- 52	

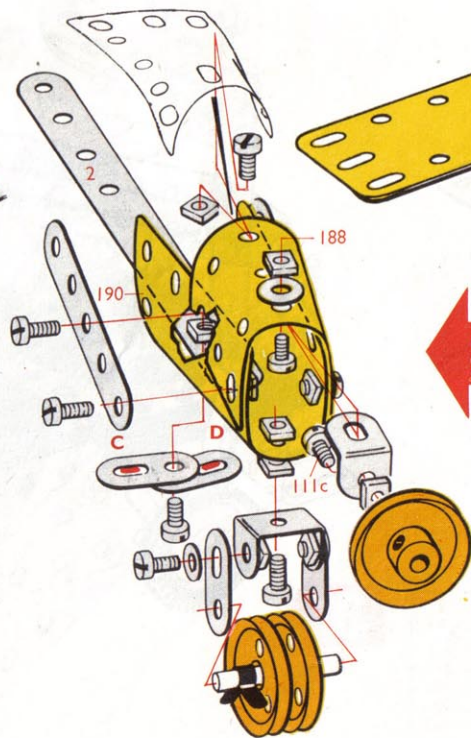
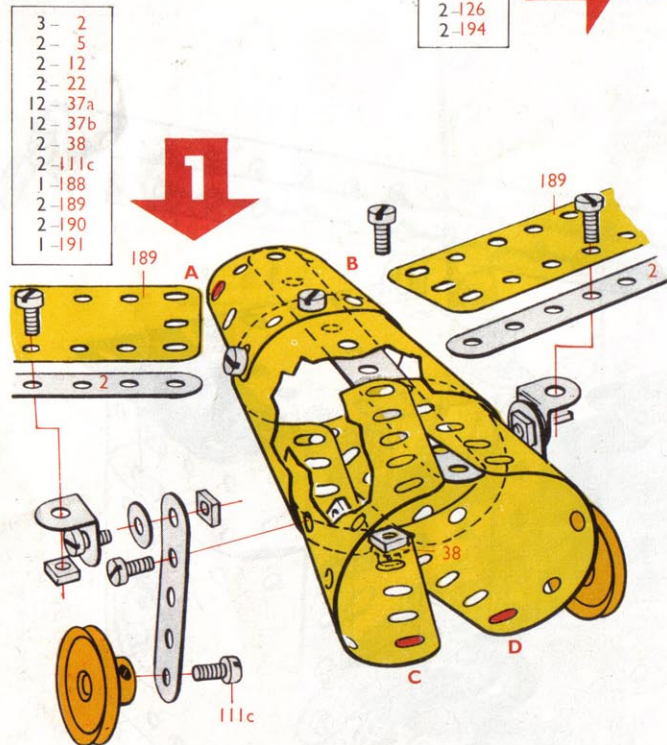


3.12.

Jet Plane
 Straalvliegtuig
 Avion à réaction
 Aviogetto
 Düsenflugzeug
 Jetflygplan
 Avión reactor
 Avião de jacto
 Jetfly

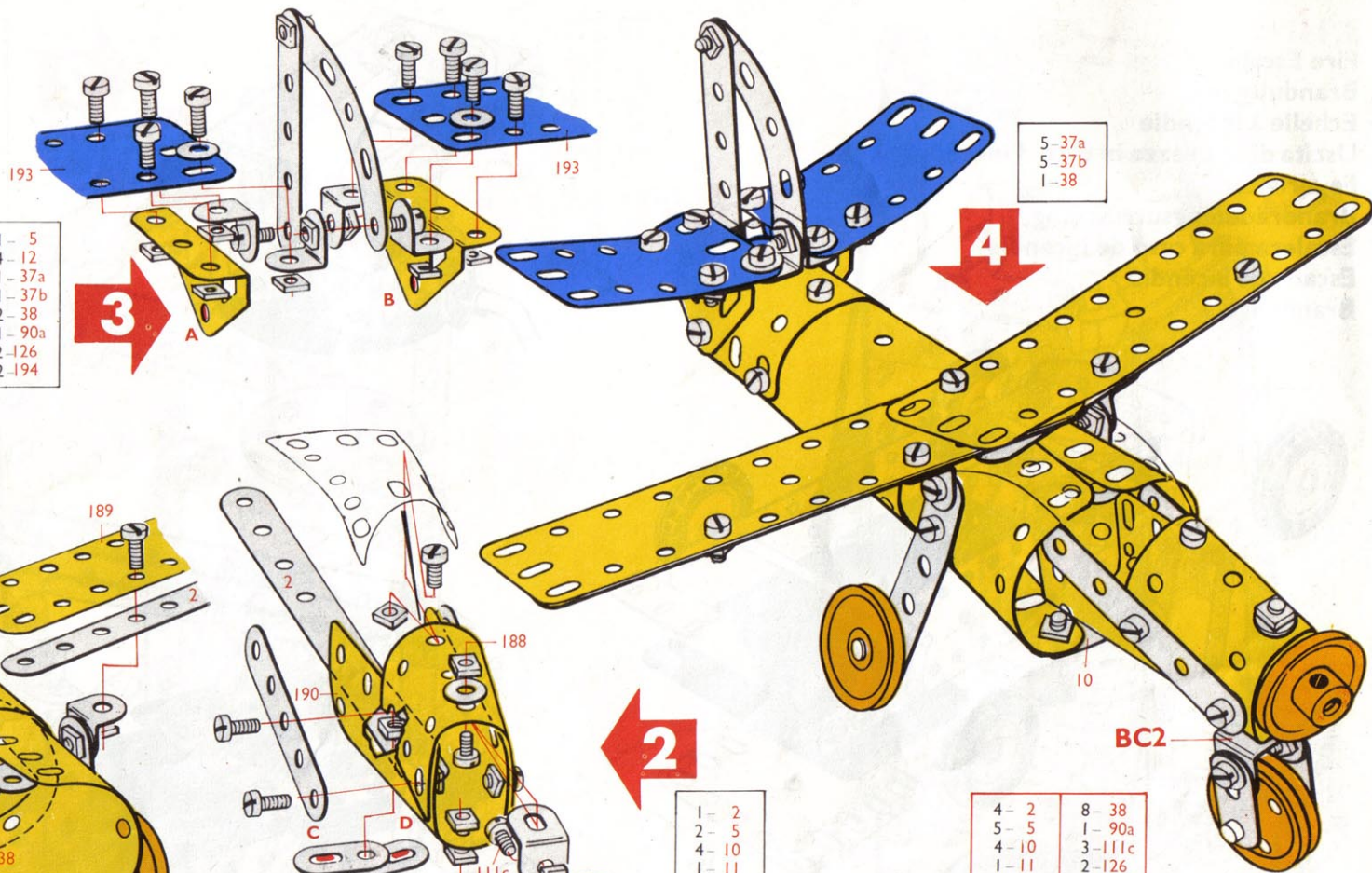
3 - 2
 2 - 5
 2 - 12
 2 - 22
 12 - 37a
 12 - 37b
 2 - 38
 2 - 11c
 1 - 188
 2 - 189
 2 - 190
 1 - 191

1 - 5
 4 - 12
 11 - 37a
 11 - 37b
 2 - 38
 1 - 90a
 2 - 126
 2 - 194



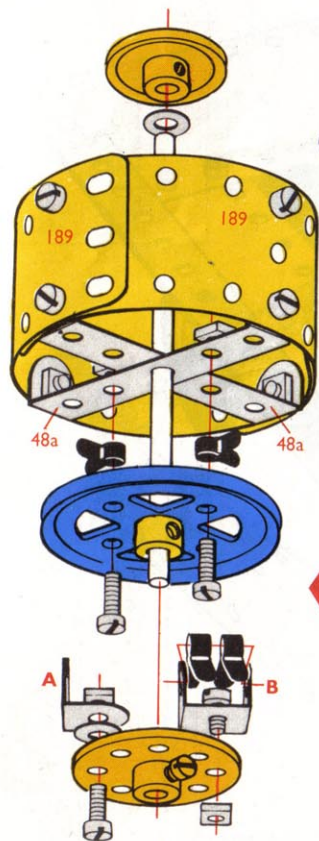
1 - 2
 2 - 5
 4 - 10
 1 - 11
 1 - 12
 1 - 18b
 1 - 22
 2 - 22a
 1 - 35
 13 - 37a
 10 - 37b
 3 - 38
 1 - 111c
 1 - 188
 1 - 193
 1 - 199

4 - 2	8 - 38
5 - 5	1 - 90a
4 - 10	3 - 111c
1 - 11	2 - 126
1 - 12	2 - 188
1 - 18b	2 - 189
3 - 22	2 - 190
2 - 22a	1 - 191
1 - 35	1 - 193
42 - 37a	2 - 194
39 - 37b	1 - 199

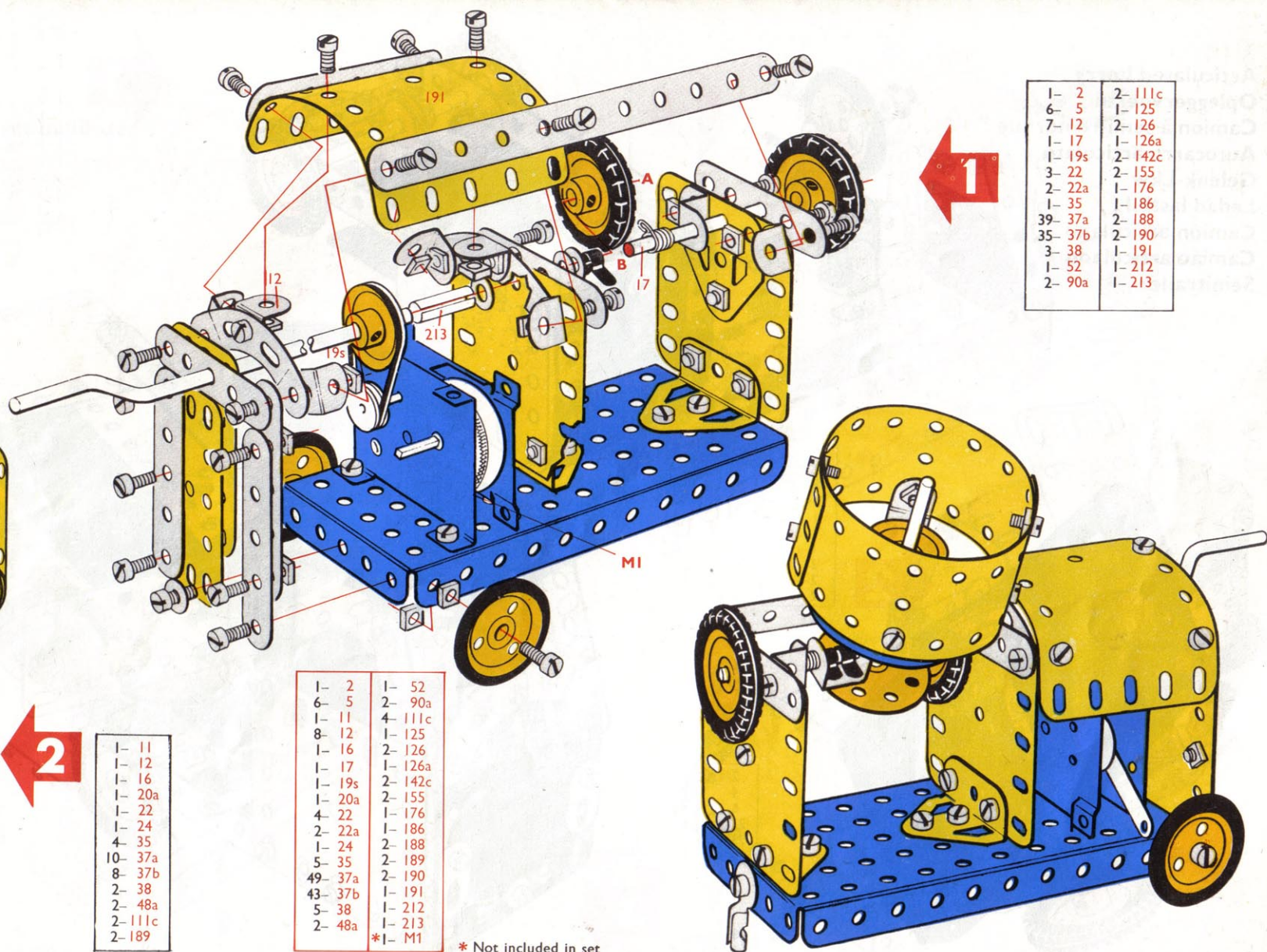


3.13.

Cement Mixer
 Betonmolen
 Mélangeur de ciment
 Betoniera
 Zementmischer
 Betongblandare
 Hormigonera
 Betoneira
 Sementblander



1- 11
1- 12
1- 16
1- 20a
1- 22
1- 24
4- 35
10- 37a
8- 37b
2- 38
2- 48a
2- 111c
2- 189

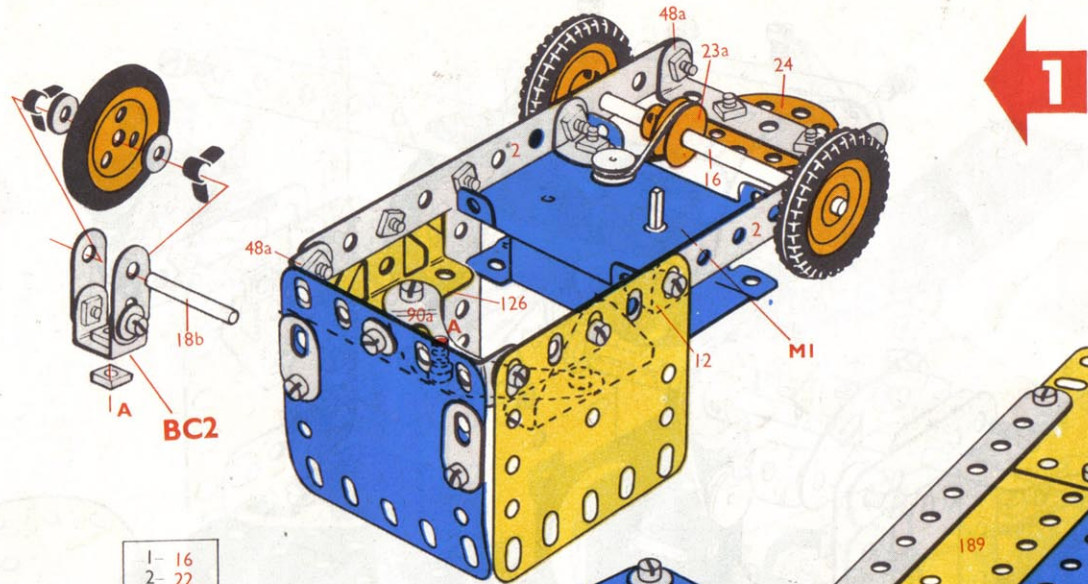


1- 2	2- 111c
6- 5	1- 125
7- 12	2- 126
1- 17	1- 126a
1- 19s	2- 142c
3- 22	2- 155
2- 22a	1- 176
1- 35	1- 186
39- 37a	2- 188
35- 37b	2- 190
3- 38	1- 191
1- 52	1- 212
2- 90a	1- 213

1- 2	1- 52
6- 5	2- 90a
1- 11	4- 111c
8- 12	1- 125
1- 16	2- 126
1- 17	1- 126a
1- 19s	2- 142c
1- 20a	2- 155
4- 22	1- 176
2- 22a	1- 186
1- 24	2- 188
5- 35	2- 189
49- 37a	2- 190
43- 37b	1- 191
5- 38	1- 212
2- 48a	1- 213
*1- M1	

* Not included in set

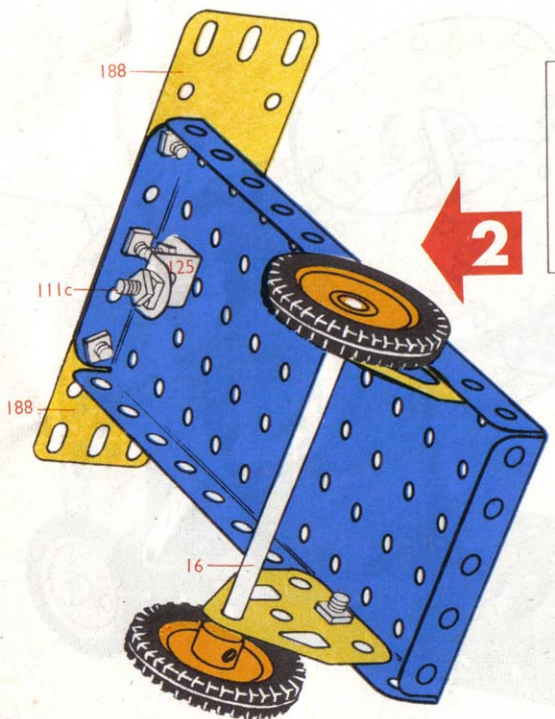
3.14.
Articulated Lorry
Opleggervoertuig
Camion à semi-remorque
Autocarro articolato
Gelenk-Lkw
Ledad lastbil
Camión articulado
Camião articulado
Semitrailer



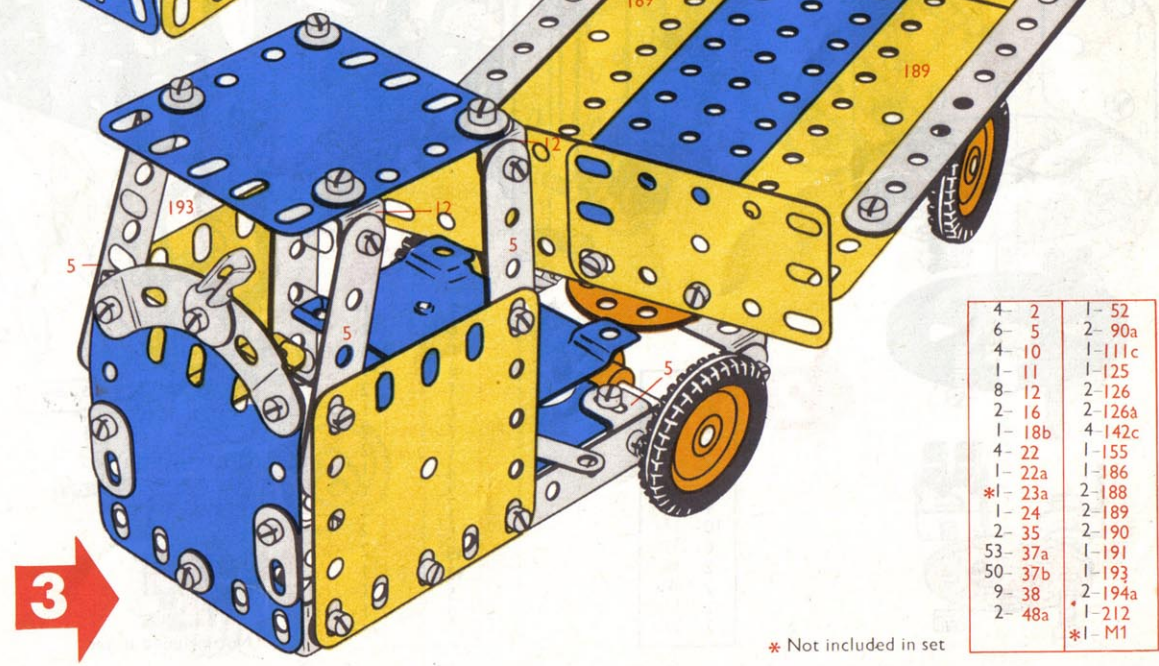
2- 2	22- 37a
2- 5	21- 37b
4- 10	5- 38
1- 11	2- 48a
2- 12	1- 90a
1- 16	2- 126
1- 18b	2- 142c
2- 22	1- 155
1- 22a	1- 186
* 1- 23a	2- 190
1- 24	1- 194a
2- 35	

2

1- 16
2- 22
8- 37a
6- 37b
1- 52
1- 111c
1- 125
2- 126a
2- 142c
2- 188



2- 2
4- 5
6- 12
23- 37a
23- 37b
4- 38
1- 90a
2- 189
1- 191
1- 193
1- 194a
1- 212



4- 2	1- 52
6- 5	2- 90a
4- 10	1- 111c
1- 11	1- 125
8- 12	2- 126
2- 16	2- 126a
1- 18b	4- 142c
4- 22	1- 155
1- 22a	1- 186
* 1- 23a	2- 188
1- 24	2- 189
2- 35	2- 190
53- 37a	1- 191
50- 37b	1- 193
9- 38	2- 194a
2- 48a	* 1- 212
	* 1- M1

* Not included in set

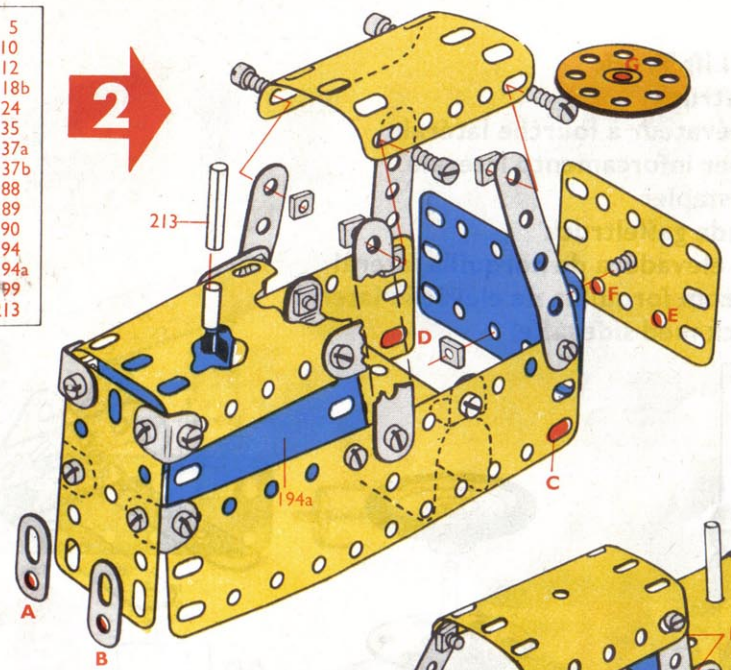
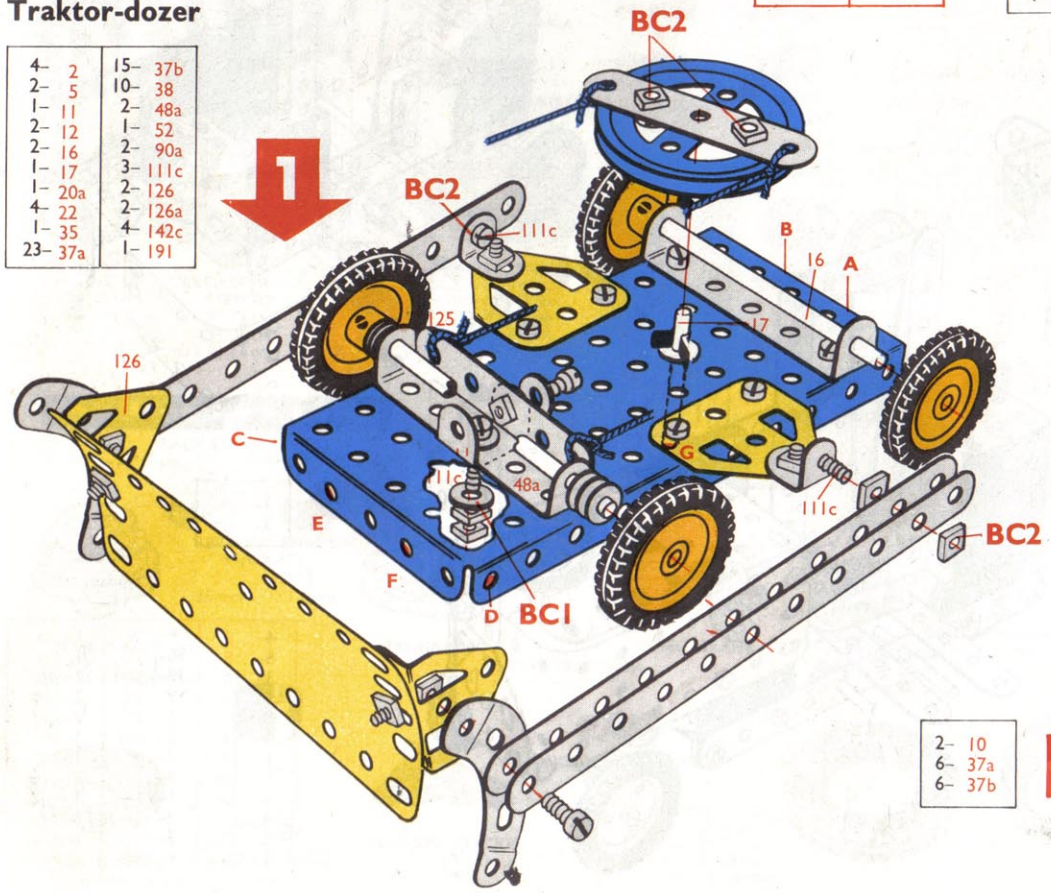
3.15.

Tractor Dozer
Rupsbandtractor
Tracteur à chenilles avec bulldozer
Trattore-Dozer
Fronträumer
Schaktningstraktor
Topadora oruga
Tractor
Traktor-dozer

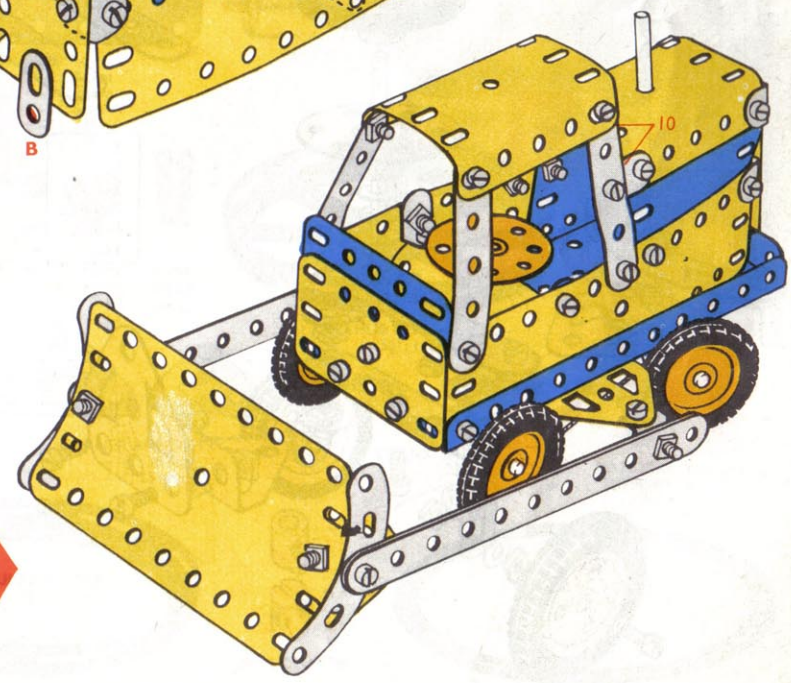
4- 2	2- 48a
6- 5	1- 52
4- 10	2- 90a
1- 11	3- 111c
8- 12	2- 126
2- 16	2- 126a
1- 17	4- 142c
1- 18b	2- 188
1- 20a	2- 189
4- 22	2- 190
1- 24	1- 191
2- 35	1- 194
56- 37a	2- 194a
50- 37b	1- 199
10- 38	1- 213

4- 5
2- 10
6- 12
1- 18b
1- 24
1- 35
27- 37a
27- 37b
2- 188
2- 189
2- 190
1- 194
2- 194a
1- 199
1- 213

4- 2	15- 37b
2- 5	10- 38
1- 11	2- 48a
2- 12	1- 52
2- 16	2- 90a
1- 17	3- 111c
1- 20a	2- 126
4- 22	2- 126a
1- 35	4- 142c
23- 37a	1- 191



2- 10
6- 37a
6- 37b



3.16.

Side Fork Lift Truck

Zijvorkheftruck

Chariot élévateur à fourche latérale

Carrello per inforcamento laterale

Seitenhubstapler

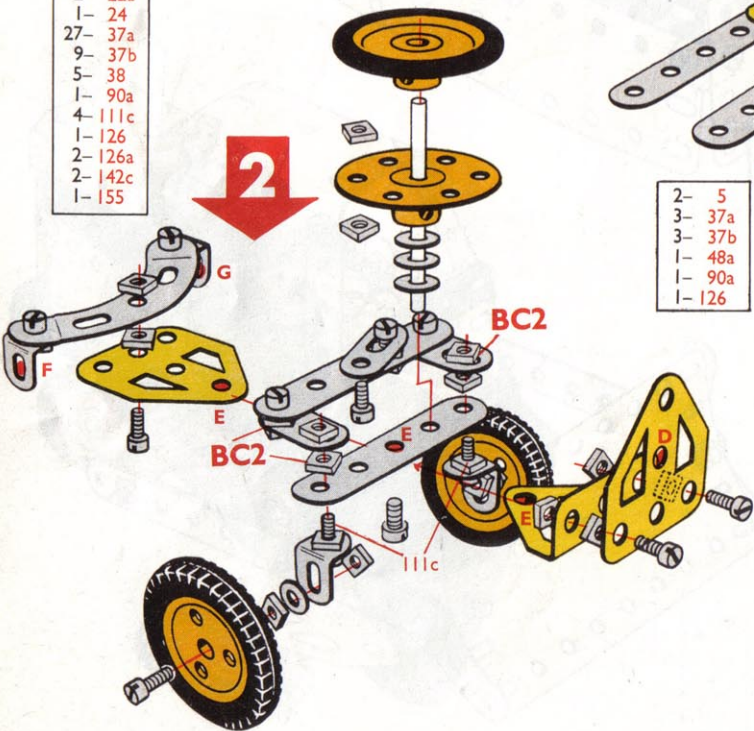
Sidolastande gaffeltruck

Carretilla elevadora de horquilla lateral


Carrinho com forquilha de elevação lateral

Gaffel truck med sidegaffel

- 2- 5
- 3- 10
- 4- 12
- 1- 22
- 2- 22a
- 1- 24
- 27- 37a
- 9- 37b
- 5- 38
- 1- 90a
- 4- 111c
- 1- 126
- 2- 126a
- 2- 142c
- 1- 155



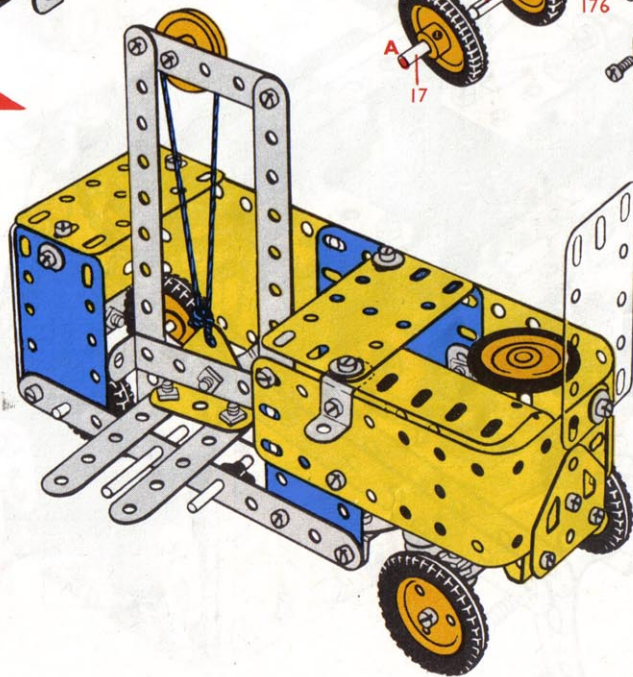
2



- 2- 5
- 3- 37a
- 3- 37b
- 1- 48a
- 1- 90a
- 1- 126

3

- | | |
|---------|---------|
| 4- 2 | 1- 48a |
| 2- 5 | 1- 125 |
| 1- 11 | 2- 142c |
| 4- 12 | 1- 176 |
| 1- 16 | 2- 188 |
| 1- 17 | 2- 189 |
| 1- 18b | 2- 190 |
| 1- 19s | 1- 191 |
| 3- 22 | 1- 193 |
| 4- 35 | 2- 194 |
| 23- 37a | 1- 194a |
| 24- 37b | 1- 199 |
| 4- 38 | 1- 213 |
| 1- 40 | |



1


4

- 3- 37a
- 3- 37b


- | | | |
|--------|---------|---------|
| 4- 2 | 4- 35 | 1- 155 |
| 6- 5 | 56- 37a | 1- 176 |
| 3- 10 | 39- 37b | 2- 188 |
| 1- 11 | 9- 38 | 2- 189 |
| 8- 12 | 1- 40 | 2- 190 |
| 1- 16 | 2- 48a | 1- 191 |
| 1- 17 | 2- 90a | 1- 193 |
| 1- 18b | 4- 111c | 2- 194 |
| 1- 19s | 1- 125 | 1- 194a |
| 4- 22 | 2- 126 | 1- 199 |
| 2- 22a | 2- 126a | 1- 213 |
| 1- 24 | 4- 142c | |



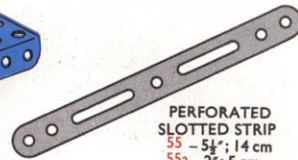
51
FLANGED PLATES
51 - 2½" × 1½"; 60 × 38 mm
52 - 5½" × 2½"; 14 × 6 cm
53 - 3½" × 2½"; 9 × 6 cm



52
FLAT PLATES
52a - 5½" × 3½"; 14 × 9 cm
53a - 4½" × 2½"; 11½ × 6 cm



54 - 4½"; 115 mm
FLANGED SECTOR PLATE



PERFORATED SLOTTED STRIP
55 - 5½"; 14 cm
55a - 2"; 5 cm



57b
HOOK



57c
HOOK



57d
WIRE HOOK



58 **SPRING CORD** - 40"; 1 metre



59
COLLAR WITH SCREW



61
WINDMILL SAIL



62
CRANK
62a **THREADED CRANK**



62b
DOUBLE ARM CRANK



63
COUPLING



63b
STRIP COUPLING



63c
THREADED COUPLING



63d
SHORT COUPLING



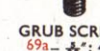
64
THREADED BOSS



65
CENTRE FORK



69 - ½"; 4 mm
SET SCREW




69a - ½"; 4 mm
GRUB SCREWS



69b - ¾"; 5 mm



69c - ¾"; 3 mm




70 - 5½" × 2½"; 14 × 6 cm
71 - 2½" × 2½"; 6 × 6 cm
72 - 3" × 1½"; 75 × 38 mm
73 - 3" × 1½"; 75 × 38 mm
74 - 1½" × 1½"; 38 × 38 mm



76
TRIANGULAR PLATES
76 - 2½"; 6 cm
77 - 1"; 25 mm



80a - 3½"; 9 cm
80b - 4½"; 11½ cm
80c - 3"; 7½ cm
80d - 1"; 25 mm
80e - 1½"; 38 mm
80f - 2"; 5 cm
80g - 1"; 25 mm
80h - 1"; 25 mm



89 - 5½"; 14 cm
90 - 2½"; 6 cm
CURVED STRIP



94 - 40"; 1 metre
SPROCKET CHAIN



95 - 2"; 5 cm
95a - 1½"; 38 mm
95b - 3"; 75 mm
96 - 1"; 25 mm
96a - ¾"; 19 mm
SPROCKET WHEELS



97 - 3½"; 9 cm
99 - 12½"; 32 cm
99a - 9½"; 24 cm
99b - 7½"; 19 cm
100 - 5½"; 14 cm
BRACED GIRDERS



101
HEAD FOR LOOM



102
SINGLE BENT STRIP



103 - 5½"; 14 cm
103a - 9½"; 24 cm
103b - 12½"; 32 cm
103c - 4½"; 11½ cm
103d - 3½"; 9 cm
103e - 3"; 7½ cm
103f - 2½"; 6 cm
103g - 2"; 5 cm
103h - 1½"; 38 mm
103k - 7½"; 19 cm
FLAT GIRDERS



106
WOOD ROLLER



109 - 2½"; 6 cm
FACE PLATE



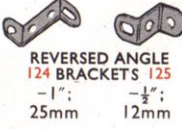
110a - 6½"; 16½ cm
110 - 3½"; 9 cm
RACK STRIPS



111 - ½"; 19 mm
111a - ¾"; 12 mm
111c - 1"; 9½ mm
111d - 1½"; 28½ mm
BOLTS



123 - 1½" × 1" × 2"; 32 × 25 × 19 mm
CONE PULLEY



125
REVERSED ANGLE BRACKETS
125 - 1"; 25 mm
125 - ½"; 12 mm



126
TRUNNION



126a
FLAT TRUNNION



128
BELL CRANK




130 - 1½" × 1½" × 1½"; 6 × 9 × 12 mm
ECCENTRIC TRIPLE THROW



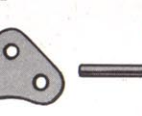
130a - ½"; 6 mm
ECCENTRIC SINGLE THROW



131
CAM




133 - 1½"; 38 mm
133a - 1"; 25 mm
CORNER BRACKETS



134 - 1"; 25 mm
CRANK SHAFT



137
WHEEL FLANGE




138
SHIP'S FUNNEL



139 (right)
139a (left)
FLANGED BRACKET



140
UNIVERSAL COUPLING



142a - 2"; 5 cm
142b - 3"; 7½ cm
142c - 1"; 25 mm
142d - 1½"; 38 mm
MOTOR TYRES



143 - 5½"; 14 cm
CIRCULAR GIRDER



144
DOG CLUTCH



118 - 5½"; 14 cm
HUB DISC



108
CORNER GUSSET



122
LOADED SACK



120b - ¾"; 14 mm
COMPRESSION SPRING



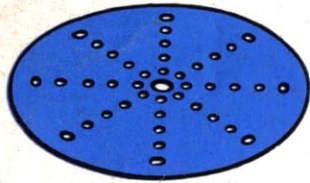
116a
FORK PIECE LARGE



116a
FORK PIECE SMALL



109 - 2½"; 6 cm
FACE PLATE



CIRCULAR PLATES
146a - 4"; 10 cm
146 - 6"; 15 cm



PAWL WITH PIVOT BOLT & NUTS
147



PAWL
147a



PIVOT BOLT
147b



147c PAWL WITHOUT BOSS



RATCHET WHEEL
148



PULLEY BLOCKS
153 TRIPLE
151 SINGLE



CORNER ANGLE BRACKET
154a - 1/2"; 12 mm (right)
154b - 1/2"; 12 mm (left)



RUBBER RING
155 - 1"; 25 mm



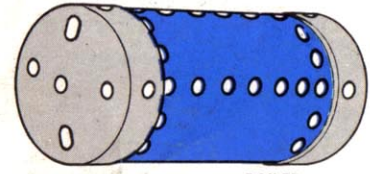
FAN
157 - 2"; 5 cm



CHANNEL BEARING
160 - 1 1/2" x 1" x 1/2";
38 x 25 x 12 mm



GIRDER BRACKET
161 - 2" x 1" x 1/2";
50 x 25 x 12 mm



162 BOILER COMPLETE - 5" x 2 1/4"; 12 1/2 x 5 cm
162a BOILER END - 2 1/2" x 2 1/2"; 50 x 19 mm



SLEEVE PIECE
163 - 1 1/2" x 1 1/2";
38 x 17 mm



CHIMNEY ADAPTOR
164 - 1 1/2" x 1 1/2";
16 x 12 mm



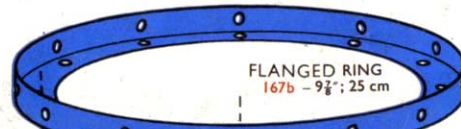
SWIVEL BEARING
165



END BEARING
166




LARGE TOOTHED QUADRANT PINION
167c



FLANGED RING
167b - 9 1/2"; 25 cm



LARGE TOOTHED QUADRANT
167a



168 BALL THRUST BEARING COMPLETE 4"; 10 cm
168a AND 168b BALL THRUST RACES
168c BALL CAGE



168d BALL
3/8"; 9 1/2 mm



173a ADAPTOR FOR SCREWED ROD



171 SOCKET COUPLING



176 ANCHORING SPRING



175 FLEXIBLE COUPLING UNIT



ROD SOCKET
179



GEAR RING
180 - 3 1/2"; 9 cm



STEERING WHEELS
185 - 1 1/2"; 4 1/2 cm
185a - 2 1/2"; 60 mm




DRIVING BANDS
light 186 - 2 1/2"; 6 cm 186c - 10"; 25 cm
heavy 186a - 6"; 15 cm 186d - 15"; 37 1/2 cm
186b - 10"; 25 cm 186e - 20"; 50 cm



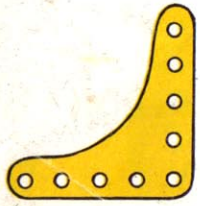
ROAD WHEELS
187 - 2 1/2"; 60 mm
187b - 4 1/2"; 108 mm



CONICAL DISC
187a - 1 1/2"; 47 mm




FLEXIBLE PLATES
188 - 2 1/2" x 1 1/2"; 60 x 38 mm
189 - 5 1/2" x 1 1/2"; 140 x 38 mm
190 - 2 1/2" x 2 1/2"; 6 x 6 cm
190a - 3 1/2" x 2 1/2"; 9 x 6 cm
191 - 4 1/2" x 2 1/2"; 11 1/2 x 6 cm
192 - 5 1/2" x 2 1/2"; 14 x 6 cm



FLEXIBLE GUSSET PLATE
201 - 2 1/2" x 2 1/2";
60 x 60 mm



HELICAL GEARS
211a - 1/2"; 12 mm
211b - 1 1/2"; 38 mm
can only be used together.



212 ROD AND STRIP CONNECTOR



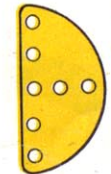
212a ROD AND STRIP CONNECTOR RIGHT ANGLE



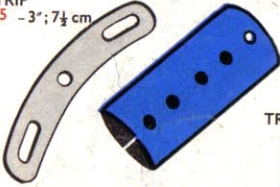
ROD CONNECTORS
213



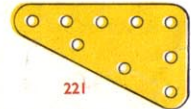
SEMI-CIRCULAR PLATE
214 - 2 1/2"; 6 cm




FORMED SLOTTED STRIP
215 - 3"; 7 1/2 cm



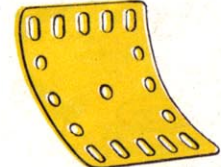
CYLINDER
216 - 2 1/2" x 1 1/2";
60 x 30 mm




TRIANGULAR FLEXIBLE PLATES
221 - 2 1/2" x 1 1/2"; 60 x 38 mm
222 - 2 1/2" x 2"; 60 x 50 mm
223 - 2 1/2" x 2 1/2"; 60 x 60 mm
224 - 3 1/2" x 1 1/2"; 90 x 38 mm
225 - 3 1/2" x 2"; 90 x 50 mm
226 - 3 1/2" x 2 1/2"; 90 x 60 mm



CURVED PLATE U SECTION
199 - 2 1/2" x 2 1/2" x 3/8";
60 x 60 x 7 mm



CURVED PLATE
200 - 2 1/2" x 2 1/2" x 1 1/2";
60 x 60 x 43 mm



ROD WITH KEYWAY
230 - 4"; 10 cm



KEY BOLT
231



NARROW STRIPS
235 - 2 1/2" x 1 1/2"; 60 mm x 9 mm
235a - 3" x 1 1/2"; 75 mm x 9 mm
235b - 3 1/2" x 1 1/2"; 90 mm x 9 mm
235d - 4 1/2" x 1 1/2"; 115 mm x 9 mm
235f - 5 1/2" x 1 1/2"; 140 mm x 9 mm